

DKM
DEUTSCHE KART-MEISTERSCHAFT

KCK
KART-CLUB
KERPEN

Ergebnisse Results DSKC

**INT. ADAC-KARTRENNEN
KERPEN**

12. - 14. Juli 2019

- Deutsche Kart-Meisterschaft (DKM)
- Deutsche Junioren-Kart-Meisterschaft (DJKM)
- Deutsche Schaltkart-Meisterschaft (DSKM)
- DMSB-Schaltkart-Cup (DSKC)
- Deutsche Elektro-Kart-Meisterschaft (DEKM)

vorläufig - ohne Gewähr

Pos	StNr.	Fahrer	Nation	Bewerber/Sponsor	Nation	Lizenz B-Lizenz	Chassis/Motor/Reifen	Siege	Gesamt- punkte	Lonato (ITA)				Wackersdorf				Kerpen			
										TQ	Heats	Pre-	Finale	TQ	Heats	Pre-	Finale	TQ	Heats	Pre-	Finale
1	381	Van Walstijn, Senna	NLD	SP Motorsport	NLD	35961 47253	Kart Republic / TM / Vega	1	115	5	15	3			12	25	5	15	15	20	
2	324	Fritsch, Valentino	DEU	BIREL ART RACING KSW	AUT	IKB 1173038 BK102	Birel Art / TM / Vega		112	3	12	15	11		4	15	16	1	7	12	16
3	397	Trefilovs, Davids	DEU	SRP Racing Team	DEU	IKC1147656 KBF1156791	Maranello / TM / Vega	1	87	9	10	13		6				9	15	25	
4	382	Risom, Valdemar	DNK	RS Competition	DNK	36523 36053	Tony Kart / Vortex / Vega		83	2	12	20		9	10	13			9	8	
5	333	Kapetanidis, Konstantin	DEU	CPB SPORT	FRA	IKC1176576 232241	SODI / TM / Vega		77	5	7	3		7	8	20		4	10	13	
6	329	Villagomez, Rafael	MEX	BIREL ART RACING KSW	AUT	0525 BK102	Birel Art / TM / Vega		74	8	8	6		5	15	10		10	12		
7	310	Tröger, Tim	DEU	Mach1 Motorsport	DEU	IKC1132554 KBF1005514 IKC1133505	Mach1 / TM / Vega	1	62	7	12	25						1	6	11	
8	314	Kindervater, Robert	DEU	BIREL ART RACING KSW	AUT	BK102	Birel Art / TM / Vega		60	1	10			1	12	15		3	12	6	
9	389	Langenbacher, Marvin	DEU	RS-Motorsport	DEU	IKC1152544 KBF1104126	CRG / TM / Vega		40	4	10	9			1	6			10		
10	306	Walter, Andre	DEU	Solgat Motorsport	DEU	IKC1161930 KBF1079882	Birel Art / TM / Vega		37		7	10			9	8			3		
11	390	Greif, Toni	DEU	Solgat Motorsport	DEU	IKB1096240 KBF1079882	Birel Art / TM / Vega		36		4	1		10	7				7	7	
12	330	Bos, Jeroen	NLD	CRG Holland	NLD	21799 15521	CRG / TM / Vega		34		15	16							3		
13	307	Himmels, Yannik	DEU	Valier Motorsport	DEU	IKC1147857 KBF1063735	SODI / TM / Vega		34		5	8			7				8	6	
14	319	Elter, Marc	DEU	CRG Holland	NLD	IKC1147174 15521	CRG / TM / Vega		29		2				12	10				5	
15	332	Bednar, Jan	CZE	GREGOR KART S.R.O.	CZE	19AS0152 338	CRG / TM / Vega		26		1				3	9	11			2	
16	311	Moitz, Philipp	AUT	KSB Racing Team	AUT	JK2029 BK002	Kosmic / Vortex / Vega		24					3	8	6	7				
17	398	Fetzer, Dennis	DEU	SRP Racing Team	DEU	IKC1157082 KBF1156791	Maranello / TM / Vega		23						3				2	8	10
18	315	Lehner, Franz	AUT	BIREL ART RACING KSW	AUT	JK2150 BK102	Birel Art / TM / Vega		22						5	8	9				
19	312	Colakovic, Nermin	DEU	Solgat Motorsport	DEU	IJB1165480 KBF1079882	Birel Art / TM / Vega		22		3	2			1	3			5	8	
20	345	Lagerstrom, Linus	SWE	Linus Lagerstrom	SWE	199409301216 199409301216	CRG / TM / Vega		21		3	8	7						1	2	
21	323	Stumpf, Stephen	DEU	Solgat Motorsport	DEU	IKC1106930 KBF1079882	Birel Art / TM / Vega		21		6	5			1				5	4	
22	352	Huetting, Brio	NLD	SRP Racing Team	DEU	46098 KBF1156791	Maranello / TM / Vega		19		2				3				9	5	
23	383	Potman, Mark	NLD	CRG Holland	NLD	30972 15521	CRG / TM / Vega		19		6				5	1			4	3	
24	328	Hofmann, Benedikt	DEU	BIREL ART RACING KSW	AUT	IKC1116634 BK102	Birel Art / TM / Vega		17						2	4			2	9	
25	318	Walter, Luca	DEU	Luca Walter	DEU	IKC1140650 IKC1140650	Alpha Karting / TM / Vega		17		1	1			2	4	5			4	
26	384	Ebner, Moritz	ITA	Markus Ebner	ITA	404081 403974	Energy / TM / Vega		11		6				5						
27	335	Beyerlein, Patrick	DEU	BEYMO-Kartracing	DEU	IKC1041625 KBF1160795	CRG / TM / Vega		9						2					7	
28	391	Funda, Marcus	AUT	ZANCHI MOTORSPORT	ITA	JK2051 398793	GP Racing / TM / Vega		9			9									
29	325	Dam, Benjamin	AUT	BIREL ART RACING KSW	AUT	JK2019 BK102	Birel Art / TM / Vega		9			9									
30	334	Clevert, Lauren-Alexander	DEU	Kartshop Ampfing	DEU	ICK1173645 KBF1108764	Tony Kart / TM / Vega		7										6	1	
31	317	Dresen, Andreas	DEU	SRP Racing Team	DEU	IKC1116375 KBF1156791	Maranello / TM / Vega		7						4					3	*
32	308	Lopez, Marc	ESP	CRG Keijzer racing	NLD	0014 esp 28613	CRG / TM / Vega		6						6						
33	331	Schröder, Tim	DEU	Mach1 Motorsport	DEU	IKB1079850 KBF1005514	Mach1 / TM / Vega		5			5									
34	394	Leibmann, Daniel	DEU	Bamberger Kartracing	DEU	IKB1043835 KBF1197896	Lenzokart / LKE / Vega		4				4								
35	358	Graf, Adrian	DEU	Solgat Motorsport	DEU	IKC1126334 KBF1079882	Birel Art / TM / Vega		4			4									
36	326	Reiböck, Lukas	AUT	BIREL ART RACING KSW	AUT	JK2158 BK102	Birel Art / TM / Vega		2							2					
37	322	Fredriksson, Lucas	SWE	JP RACING	SWE	200108290073 105	Exprit / Vortex / Vega		1											1	

R 22 DSKC (KZ2) Finale

Strecke / track: 1107m

fastest Lap Senna VAN WALSTIJN at: 0:42,152

started: 34 classified: 33 not classified: 1 excluded: 1

Pos	Stf. Nr.	Fahrer Driver	Nation	Bewerber / Sponsor	Nation	Lizenz R-Lizenz	Chassis / Motor / Reifen	Points	Penalty	Runden Laps	Gesamtzeit Differenz	Abstand Gap	beste Runde best Lap	in R. in L.	o Geschw. o Speed
1	397	TREILOVS, Davids	DEU	SRP Racing Team	DEU	IKC1147656 KBF1156791	Maranello / TM / Vega	25		23	16:23,921		0:42,245	13	93,2 km/h
2	381	VAN WALSTIJN, Senna	NLD	SP Motorsport	NLD	35961 47253	Kart Republic / TM / Vega	20		23	16:25,898 0:01,977	0:01,977	0:42,152	10	94,3 km/h
3	324	FRITSCH, Valentino	DEU	BIREL ART RACING KSW	AUT	IKB 1173038 BK102	Birel Art / TM / Vega	16		23	16:29,285 0:05,364	0:03,387	0:42,438	7	92,7 km/h
4	333	KAPETANIDIS, Konstantin	DEU	CPB SPORT	FRA	IKC1176576 232241	SODI / TM / Vega	13		23	16:29,464 0:05,543	0:00,179	0:42,417	8	94 km/h
5	310	TRÖGER, Tim	DEU	Mach1 Motorsport	DEU	IKC1132554 KBF1005514	Mach1 / TM / Vega	11		23	16:32,708 0:08,787	0:03,244	0:42,437	8	92,3 km/h
6	398	FETZER, Dennis	DEU	SRP Racing Team	DEU	IKC1157082 KBF1156791	Maranello / TM / Vega	10		23	16:36,246 0:12,325	0:03,538	0:42,611	7	93,5 km/h
7	351	KREUTZ, Patrick	DEU	RS-Motorsport	DEU	IKB1101586 KBF1104126	CRG / TM / Vega	*	5 sec.	23	16:36,632 0:12,711	0:00,386	0:42,577	7	92 km/h
8	328	HOFMANN, Benedikt	DEU	BIREL ART RACING KSW	AUT	IKC1116634 BK102	Birel Art / TM / Vega	9		23	16:37,131 0:13,210	0:00,499	0:42,496	16	91,9 km/h
9	382	RISOM, Valdemar	DNK	RS Competition	DNK	36523 36053	Tony Kart / Vortex / Vega	8	5 sec.	23	16:37,495 0:13,574	0:00,364	0:42,483	7	91,9 km/h
10	390	GREIF, Toni	DEU	Solgat Motorsport	DEU	IKB1096240 KBF1079882	Birel Art / TM / Vega	7		23	16:38,116 0:14,195	0:00,621	0:42,776	12	91,8 km/h
11	314	KINDERVATER, Robert	DEU	BIREL ART RACING KSW	AUT	IKC1133505 BK102	Birel Art / TM / Vega	6		23	16:45,709 0:21,788	0:07,593	0:42,480	10	91,1 km/h
12	352	HUETING, Brio	NLD	SRP Racing Team	DEU	46098 KBF1156791	Maranello / TM / Vega	5		23	16:46,399 0:22,478	0:00,690	0:43,042	11	92,6 km/h
13	323	STUMPF, Stephen	DEU	Solgat Motorsport	DEU	IKC1106930 KBF1079882	Birel Art / TM / Vega	4		23	16:46,604 0:22,683	0:00,205	0:42,917	12	91,1 km/h
14	383	POTMAN, Mark	NLD	CRG Holland	NLD	30972 15521	CRG / TM / Vega	3	5 sec.	23	16:47,936 0:24,015	0:01,332	0:42,745	7	90,9 km/h
15	345	LAGERSTROM, Linus	SWE	Linus Lagerstrom	SWE	199409301216 199409301216	CRG / TM / Vega	2		23	16:49,865 0:25,944	0:01,929	0:42,869	13	90,8 km/h
16	334	CLEVERT, Lauren-Alexander	DEU	Kartshop Ampling	DEU	IKC1173645 KBF1108764	Tony Kart / TM / Vega	1	5 sec.	23	16:51,744 0:27,823	0:01,879	0:42,369	8	90,6 km/h
17	335	BEYERLEIN, Patrick	DEU	BEYMO-Kartracing	DEU	IKC1041625 KBF1160795	CRG / TM / Vega	0		23	16:52,479 0:28,558	0:00,735	0:43,238	15	90,5 km/h
18	318	WALTER, Luca	DEU	Luca Walter	DEU	IKC1140650 IKC1140650	Alpha Karting / TM / Vega	0		23	16:52,583 0:28,662	0:00,104	0:42,977	14	90,5 km/h
19	307	HIMMELS, Yannik	DEU	Valier Motorsport	DEU	IKC1147857 KBF1063735	SODI / TM / Vega	0	5 sec.	23	16:57,794 0:33,873	0:05,211	0:42,892	9	90,1 km/h
20	330	BOS, Jeroen	NLD	CRG Holland	NLD	21799 15521	CRG / TM / Vega	0	5 sec.	23	16:58,951 0:35,030	0:01,157	0:42,882	7	90 km/h
21	329	VILLAGOMEZ, Rafael	MEX	BIREL ART RACING KSW	AUT	0525 BK102	Birel Art / TM / Vega	0	5 sec.	23	17:02,636 0:38,715	0:03,685	0:42,443	7	89,6 km/h
22	316	UBER, Sebastian	DEU	RS-Motorsport	DEU	IKB1177990 KBF1104126	CRG / TM / Vega	0	5 sec.	23	17:04,160 0:40,239	0:01,524	0:43,239	14	89,5 km/h
23	308	LOPEZ, Marc	ESP	CRG Keijzer racing	NLD	0014 esp 28613	CRG / TM / Vega	0	5 sec.	23	17:10,846 0:46,925	0:06,686	0:43,158	15	88,9 km/h
24	365	VLADIC, Lukas Milos	DEU	Bamberger Kartracing	DEU	IKC1191160 KBF1197896	Luxor / TM / Vega	*		20	14:48,489 3 R	3 R	0:43,183	13	89,7 km/h
25	358	GRAF, Adrian	DEU	Solgat Motorsport	DEU	IKC1126334 KBF1079882	Birel Art / TM / Vega	0		20	14:54,575 3 R	0:06,086	0:43,535	13	89,1 km/h
26	306	WALTER, Andre	DEU	Solgat Motorsport	DEU	IKC1161930 KBF1079882	Birel Art / TM / Vega	0		18	13:14,831 5 R	2 R	0:43,074	8	90,3 km/h
27	327	JONSSON, Lukas	SWE	JP RACING	SWE	200009017955 105	Exprit / Vortex / Vega	0		15	11:22,050 8 R	3 R	0:44,200	15	87,6 km/h
28	322	FREDRIKSSON, Lucas	SWE	JP RACING	SWE	200108290073 105	Exprit / Vortex / Vega	0		9	7:08,175 14 R	6 R	0:43,935	9	83,8 km/h
29	332	BEDNAR, Jan	CZE	GREGOR KART S.R.O.	CZE	19AS0152 338	CRG / TM / Vega	0		6	4:29,133 17 R	3 R	0:42,779	6	90,7 km/h
30	389	LANGENBACHER, Marvin	DEU	RS-Motorsport	DEU	IKC1152544 KBF1104126	CRG / TM / Vega	0		0	0:02,967 23 R	6 R			88,8 km/h
31	312	COLAKOVIC, Nermin	DEU	Solgat Motorsport	DEU	1JB1165480 KBF1079882	Birel Art / TM / Vega	0		0	0:03,777 23 R	0:00,810			93,2 km/h
32	319	ELTER, Marc	DEU	CRG Holland	NLD	IKC1147174 15521	CRG / TM / Vega	0		0	0:04,397 23 R	0:00,620			
33	363	STEIGERWALD, Noah	DEU	Bamberger Kartracing	DEU	IKB1174750 KBF1197896	Luxor / TM / Vega	*		0	0:05,119 23 R	0:00,722			
the following drivers are disqualified															
DSQ	317	DRESEN, Andreas	DEU	SRP Racing Team	DEU	IKC1116375 KBF1156791	Maranello / TM / Vega			DSQ	disqualified				

StNr. 317 black flag StNr. 308,382 5 sec penalty Overtaking under yellow
 StNr. 351,329,383,334,307,316, 5 sec penalty Frontfairing
 StNr. 330 5 sec penalty Pushing

Rennleitung: Volker Ehekircher Racedirektor: Horst Seidel
 Sportkommissare: Yasin Özer / Tobias Amann / Peter Brings / Florian Koziol
 Techn. Kommissare: Hans-Jürgen Dangers / M. Grasshoff / C. Schmidt / J. Lawinger / D. Pietzko / H.-W. Schäfer / K.L. Rusczyński / A. Sengpiel
 Zeitnahme: KART-DATA timing service Franz Schieszler / Manuela Hintner

Zeitnahme / timekeeping
 Franz Schieszler
 freigegeben: 15:30:14






DEUTSCHE KART-MEISTERSCHAFT

Round 3: 12 - 14 / 07 / 2019

ERFTLANDRING KERPEN





DMSB

DMSB-RegNr.:168/19

R 22 DSKC (K22) Finale

Fahremame Driver	Tretflövs Davids	Van Walstijn Senna	Fritsch Valentino	Kapetamidis Konstantin	Tröger Tim	Fetzer Dennis	Kreutz Patrick	Hofmann Benedikt	Risom Valdemar	Greif Toni	Kindervater Robert	Huetting Brio
schleunigste Runde	0:42,245 Rn. 13	0:42,152 Rn. 10	0:42,438 Rn. 7	0:42,417 Rn. 8	0:42,437 Rn. 8	0:42,611 Rn. 7	0:42,577 Rn. 7	0:42,496 Rn. 16	0:42,483 Rn. 7	0:42,776 Rn. 12	0:42,480 Rn. 16	0:43,042 Rn. 11
Speed	94,3 km/h	94,5 km/h	93,9 km/h	94,0 km/h	93,9 km/h	93,5 km/h	93,6 km/h	93,8 km/h	93,8 km/h	93,2 km/h	93,8 km/h	92,6 km/h
Lap 1	0:46,175	0:47,363	0:46,228	0:46,579	0:47,317	0:47,589	0:46,742	0:48,821	0:47,515	0:47,512	0:51,119	0:47,523
Lap 2	0:43,482	0:43,542	0:43,592	0:43,743	0:44,323	0:44,338	0:43,649	0:44,071	0:43,759	0:44,354	0:44,751	0:44,605
Lap 3	0:42,774	0:42,532	0:42,723	0:42,931	0:43,934	0:42,949	0:42,981	0:43,957	0:43,123	0:43,228	0:45,490	0:44,206
Lap 4	0:42,839	0:42,810	0:42,775	0:42,802	0:42,687	0:42,901	0:42,886	0:43,965	0:42,889	0:42,970	0:43,079	0:43,576
Lap 5	0:42,405	0:42,323	0:42,540	0:42,532	0:42,672	0:42,856	0:42,674	0:43,029	0:42,696	0:42,968	0:43,441	0:43,849
Lap 6	0:42,873	0:42,999	0:42,687	0:42,516	0:42,832	0:42,754	0:42,684	0:42,697	0:42,708	0:42,939	0:42,775	0:43,163
Lap 7	0:42,319	0:42,271	0:42,438	0:42,515	0:42,504	0:42,611	0:42,577	0:42,643	0:42,483	0:43,162	0:42,597	0:43,195
Lap 8	0:42,625	0:43,555	0:42,845	0:42,417	0:42,437	0:42,724	0:42,636	0:42,592	0:42,605	0:42,826	0:43,168	0:43,124
Lap 9	0:42,294	0:42,309	0:42,982	0:42,655	0:42,475	0:42,762	0:42,671	0:42,685	0:42,544	0:42,860	0:42,545	0:43,516
Lap 10	0:42,297	0:42,152	0:42,694	0:42,656	0:42,597	0:42,644	0:42,601	0:42,821	0:42,649	0:42,953	0:43,170	0:43,085
Lap 11	0:42,499	0:42,260	0:42,701	0:42,780	0:42,649	0:42,703	0:42,679	0:42,826	0:42,675	0:42,842	0:43,229	0:43,042
Lap 12	0:42,386	0:42,548	0:42,616	0:42,997	0:42,907	0:42,845	0:42,658	0:42,546	0:42,814	0:42,776	0:42,958	0:43,663
Lap 13	0:42,245	0:42,472	0:42,621	0:42,532	0:42,877	0:42,933	0:42,683	0:42,580	0:42,844	0:42,811	0:43,072	0:43,348
Lap 14	0:42,285	0:42,583	0:42,681	0:42,464	0:43,085	0:43,461	0:42,704	0:42,604	0:42,785	0:42,919	0:42,697	0:43,149
Lap 15	0:42,408	0:42,552	0:42,748	0:42,644	0:42,724	0:42,719	0:42,767	0:42,635	0:42,567	0:42,890	0:42,668	0:43,105
Lap 16	0:42,274	0:42,474	0:42,612	0:42,700	0:42,523	0:42,762	0:42,684	0:42,496	0:42,718	0:42,931	0:42,480	0:43,245
Lap 17	0:42,353	0:42,546	0:42,667	0:42,688	0:42,513	0:42,993	0:42,613	0:42,515	0:42,730	0:42,905	0:42,976	0:43,220
Lap 18	0:42,558	0:42,570	0:42,624	0:42,567	0:42,657	0:42,924	0:42,824	0:42,603	0:42,808	0:42,940	0:43,655	0:43,219
Lap 19	0:42,822	0:42,539	0:42,728	0:42,695	0:42,627	0:42,833	0:42,815	0:42,764	0:42,775	0:42,979	0:42,711	0:43,262
Lap 20	0:42,498	0:42,462	0:42,653	0:42,705	0:42,510	0:42,873	0:42,876	0:42,546	0:42,770	0:43,236	0:42,639	0:43,315
Lap 21	0:42,534	0:42,513	0:42,789	0:42,779	0:42,521	0:43,056	0:42,940	0:42,799	0:42,772	0:43,028	0:42,634	0:43,375







DEUTSCHE KART-MEISTERSCHAFT

Round 3: 12 - 14 / 07 / 2019


ERFTLANDRING KERPEN




DMSB-RegNr.:168/19

R 22 DSKC (KZ2) Finale

Fahrername	Treffilovs	Van Walstijn	Fritsch	Kapetamidis	Tröger	Fetzer	Kreutz	Hofmann	Risom	Greif	Kindervater	Huetting
Driver	Davids	Senna	Valentino	Konstantin	Tim	Dennis	Patrick	Benedikt	Valdemar	Toni	Robert	Brio
Lap 22	0:42,424	0:42,471	0:42,796	0:42,750	0:42,471	0:43,277	0:42,960	0:42,983	0:42,808	0:43,020	0:42,911	0:43,590
Lap 23	0:42,501	0:42,807	0:42,867	0:42,883	0:42,636	0:43,067	0:43,140	0:42,960	0:43,006	0:43,158	0:42,848	0:43,665



DEUTSCHE KART-MEISTERSCHAFT

Round 3: 12 - 14 / 07 / 2019

ERFTLANDRING KERPEN




DMSB


DMSB-RegNr.:168/19

R 22 DSKC (K22) Finale



Fahrername Driver	Stumpf Stephen	Potman Mark	Lagerstrom Linus	Lauren- Alexander	Beyerlein Patrick	Walter Luca	Bos Jeroen	Himmels Yannik	Villagomez Rafael	Uber Sebastian	Lopez Marc	Vladic Lukas Milos
schnellste Runde in Runde	0:42,917 Rn. 12	0:42,745 Rn. 7	0:42,869 Rn. 13	0:42,369 Rn. 8	0:43,238 Rn. 15	0:42,977 Rn. 14	0:42,882 Rn. 7	0:42,892 Rn. 9	0:42,443 Rn. 7	0:43,239 Rn. 14	0:43,158 Rn. 15	0:43,183 Rn. 13
Speed	92,9 km/h	93,2 km/h	93,0 km/h	94,1 km/h	92,2 km/h	92,7 km/h	92,9 km/h	92,9 km/h	93,9 km/h	92,2 km/h	92,3 km/h	92,3 km/h
Lap 1	0:49,161	0:48,573	0:48,937	0:50,638	0:48,503	0:49,642	0:50,021	0:51,268	1:11,222	0:49,742	0:50,086	0:50,457
Lap 2	0:44,062	0:44,220	0:44,169	0:44,969	0:44,326	0:44,099	0:44,911	0:44,864	0:43,681	0:45,093	0:44,794	0:44,924
Lap 3	0:44,212	0:44,413	0:44,055	0:45,880	0:44,497	0:43,967	0:44,939	0:44,615	0:43,137	0:45,618	0:44,089	0:45,237
Lap 4	0:43,969	0:43,958	0:43,898	0:43,093	0:44,019	0:44,007	0:43,008	0:43,336	0:42,709	0:43,843	0:43,535	0:43,779
Lap 5	0:43,934	0:43,059	0:43,804	0:43,769	0:44,209	0:43,736	0:42,964	0:44,267	0:42,897	0:43,729	0:43,429	0:44,088
Lap 6	0:43,674	0:43,198	0:43,392	0:43,481	0:43,486	0:43,557	0:43,257	0:43,138	0:42,575	0:43,854	0:43,381	0:43,542
Lap 7	0:43,395	0:42,745	0:43,375	0:43,149	0:43,322	0:43,443	0:42,882	0:42,914	0:42,443	0:43,742	0:43,651	0:43,865
Lap 8	0:43,318	0:42,838	0:43,272	0:42,369	0:43,451	0:43,272	0:42,903	0:44,071	0:42,591	0:43,337	0:51,194	0:43,401
Lap 9	0:43,183	0:42,900	0:43,218	0:42,874	0:44,113	0:44,006	0:43,646	0:42,892	0:42,615	0:43,490	0:43,982	0:43,287
Lap 10	0:43,026	0:43,041	0:43,181	0:42,748	0:43,326	0:43,635	0:43,512	0:42,913	0:43,150	0:44,480	0:43,723	0:43,994
Lap 11	0:43,159	0:43,051	0:43,512	0:43,109	0:43,404	0:43,212	0:43,988	0:43,602	0:42,866	0:43,527	0:43,462	0:43,497
Lap 12	0:42,917	0:42,963	0:43,005	0:42,759	0:43,253	0:43,580	0:43,316	0:43,125	0:42,705	0:43,515	0:43,514	0:43,510
Lap 13	0:42,937	0:43,046	0:42,869	0:43,625	0:43,295	0:43,993	0:43,670	0:43,652	0:42,950	0:43,369	0:43,404	0:43,183
Lap 14	0:42,919	0:42,993	0:42,968	0:42,627	0:43,571	0:42,977	0:43,059	0:43,010	0:43,380	0:43,239	0:43,980	0:43,374
Lap 15	0:43,040	0:43,003	0:43,133	0:43,183	0:43,238	0:43,072	0:43,003	0:43,045	0:42,716	0:43,341	0:43,158	0:43,521
Lap 16	0:43,106	0:43,033	0:43,104	0:43,284	0:43,445	0:43,613	0:43,448	0:43,180	0:42,520	0:43,460	0:43,958	0:43,490
Lap 17	0:43,092	0:42,965	0:43,177	0:42,739	0:43,540	0:43,191	0:44,180	0:43,545	0:42,621	0:43,700	0:43,849	0:43,637
Lap 18	0:43,149	0:42,941	0:43,626	0:42,651	0:43,554	0:43,341	0:43,089	0:43,121	0:42,819	0:43,561	0:43,660	0:43,350
Lap 19	0:43,103	0:43,016	0:43,442	0:42,398	0:43,603	0:43,882	0:43,892	0:44,256	0:42,809	0:43,449	0:43,804	0:43,457
Lap 20	0:43,162	0:43,072	0:43,241	0:43,089	0:43,503	0:43,097	0:43,108	0:43,040	0:43,559	0:43,648	0:43,915	0:45,019
Lap 21	0:43,328	0:43,106	0:44,452	0:43,017	0:43,476	0:43,386	0:43,522	0:43,041	0:42,982	0:43,773	0:43,559	0:43,773



DKM
DEUTSCHE KART-MEISTERSCHAFT



Round 3: 12 - 14 / 07 / 2019
ERFTLANDRING KERPEN

DMSB-RegNr.:168/19

R 22 DSKC (K22) Finale

Fahrername	Stumpf	Potman	Lagerstrom	Lauren-	Beyerlein	Walter	Bos	Himmels	Villagomez	Uber	Lopez	Vladic
Driver	Stephen	Mark	Linus	Alexander	Patrick	Luca	Jeroen	Yannik	Rafael	Sebastian	Marc	Lukas Milos
Lap 22	0:43,108	0:43,169	0:43,315	0:42,470	0:43,592	0:43,546	0:43,626	0:43,559	0:43,005	0:43,969	0:43,816	
Lap 23	0:43,071	0:43,186	0:43,585	0:42,677	0:43,603	0:43,623	0:43,980	0:43,642	0:43,090	0:43,783	0:44,211	







DEUTSCHE KART-MEISTERSCHAFT

Round 3: 12 - 14 / 07 / 2019

ERFTLANDRING KERPEN




DMSB


DMSB-RegNr.:168/19

R 22 DSKC (K22) Finale


Fahrername Driver	Graf Adrian	Walter Andre	Jonsson Lukas	Fredriksson Lucas	Bednar Jan	Langenbacher Marvin	Colakovic Nermin	Elter Marc	Steigerwald Noah	Dresen Andreas
schnellste Runde in Runde	0:43,535 Rn. 13	0:43,074 Rn. 8	0:44,200 Rn. 15	0:43,935 Rn. 9	0:42,779 Rn. 6					0:43,200 Rn. 9
Speed	91,5 km/h	92,5 km/h	90,2 km/h	90,7 km/h	93,2 km/h					92,3 km/h
Lap 1	0:50,816	0:50,833	0:49,720	1:09,480	0:47,980					
Lap 2	0:45,040	0:44,965	0:45,057	0:44,772	0:44,270					
Lap 3	0:46,301	0:44,005	0:47,054	0:44,501	0:43,249					
Lap 4	0:44,729	0:43,504	0:45,125	0:43,998	0:43,038					
Lap 5	0:44,613	0:43,251	0:44,634	0:44,064	0:42,957					
Lap 6	0:44,028	0:43,290	0:45,111	0:43,956	0:42,779					
Lap 7	0:43,674	0:43,160	0:44,402	0:44,110						
Lap 8	0:44,230	0:43,074	0:44,410	0:44,135						
Lap 9	0:43,800	0:43,679	0:44,322	0:43,935						
Lap 10	0:43,761	0:43,460	0:44,686							
Lap 11	0:43,708	0:43,215	0:44,450							
Lap 12	0:43,583	0:43,708	0:44,415							
Lap 13	0:43,535	0:43,262	0:44,421							
Lap 14	0:44,082	0:43,133	0:44,448							
Lap 15	0:43,985	0:43,520	0:44,200							
Lap 16	0:43,696	0:43,426								
Lap 17	0:43,683	0:43,470								
Lap 18	0:43,672	0:43,259								
Lap 19	0:43,785									
Lap 20	0:44,023									
Lap 21										




DKM
DEUTSCHE KART-MEISTERSCHAFT



DMSB



Round 3: 12 - 14 / 07 / 2019
ERFTLANDRING KERPEN



DMSB-RegNr.:168/19

R 22 DSKC (K22) Finale





Fahrername Driver Lap 22 Lap 23	Graf Adrian	Walter Andre	Jonsson Lukas	Fredriksson Lucas	Bednar Jan	Langenbacher Marvin	Colakovic Nermin	Elter Marc	Steigerwald Noah	Dresen Andreas



DMSB-RegNr:168/19

R 22 DSKG (K22) Finale




Ziel		Sektion 1		Sektion 2		Sektion 3	
Fahrername	Zeit	Fahrername	Zeit	Fahrername	Zeit	Fahrername	Zeit
1 381 Van Walsstijn,Senna	0:42,152	397 Trefliovs, Davids	0:12,189	397 Trefliovs, Davids		397 Trefliovs, Davids	
2 397 Trefliovs, Davids	0:42,245	381 Van Walsstijn,Senna	0:12,193	381 Van Walsstijn,Senna		381 Van Walsstijn,Senna	
3 334 Clevert,Lauren-Alexander	0:42,369	329 Villagomez,Rafael	0:12,218	324 Fritsch,Valentino		324 Fritsch,Valentino	
4 333 Kapetanidis,Konstantin	0:42,417	310 Tröger,Tim	0:12,229	333 Kapetanidis,Konstantin		333 Kapetanidis,Konstantin	
5 310 Tröger,Tim	0:42,437	334 Clevert,Lauren-Alexander	0:12,232	351 Kreutz,Patrick		351 Kreutz,Patrick	
6 324 Fritsch,Valentino	0:42,438	324 Fritsch,Valentino	0:12,234	310 Tröger,Tim		310 Tröger,Tim	
7 329 Villagomez,Rafael	0:42,443	328 Hofmann,Benedikt	0:12,267	398 Fetzer,Dennis		398 Fetzer,Dennis	
8 314 Kindervater,Robert	0:42,480	314 Kindervater,Robert	0:12,269	328 Hofmann,Benedikt		328 Hofmann,Benedikt	
9 382 Risom,Valdemar	0:42,483	333 Kapetanidis,Konstantin	0:12,283	382 Risom,Valdemar		382 Risom,Valdemar	
10 328 Hofmann,Benedikt	0:42,496	382 Risom,Valdemar	0:12,289	390 Greif,Toni		390 Greif,Toni	
11 351 Kreutz,Patrick	0:42,577	398 Fetzer,Dennis	0:12,294	383 Potman,Mark		383 Potman,Mark	
12 398 Fetzer,Dennis	0:42,611	351 Kreutz,Patrick	0:12,310	314 Kindervater,Robert		314 Kindervater,Robert	
13 383 Potman,Mark	0:42,745	306 Walter,Andre	0:12,321	352 Huefing,Brio		352 Huefing,Brio	
14 390 Greif,Toni	0:42,776	318 Walter,Luca	0:12,377	323 Stumpf,Stephen		323 Stumpf,Stephen	
15 332 Bednar,Jan	0:42,779	323 Stumpf,Stephen	0:12,393	334 Clevert,Lauren-Alexander		334 Clevert,Lauren-Alexander	
16 345 Lagerstrom,Linus	0:42,869	332 Bednar,Jan	0:12,393	345 Lagerstrom,Linus		345 Lagerstrom,Linus	
17 330 Bos,Jeroen	0:42,882	383 Potman,Mark	0:12,398	335 Beyerlein,Patrick		335 Beyerlein,Patrick	
18 307 Himmels,Yannik	0:42,892	330 Bos,Jeroen	0:12,405	318 Walter,Luca		318 Walter,Luca	
19 323 Stumpf,Stephen	0:42,917	390 Greif,Toni	0:12,410	307 Himmels,Yannik		307 Himmels,Yannik	
20 318 Walter,Luca	0:42,977	307 Himmels,Yannik	0:12,421	330 Bos,Jeroen		330 Bos,Jeroen	
21 352 Huefing,Brio	0:43,042	335 Beyerlein,Patrick	0:12,428	329 Villagomez,Rafael		329 Villagomez,Rafael	
22 306 Walter,Andre	0:43,074	345 Lagerstrom,Linus	0:12,436	316 Uber,Sebastian		316 Uber,Sebastian	
23 308 Lopez,Marc	0:43,158	316 Uber,Sebastian	0:12,437	308 Lopez,Marc		308 Lopez,Marc	
24 365 Vladoic,Lukas Milos	0:43,183	352 Huefing,Brio	0:12,451	365 Vladoic,Lukas Milos		365 Vladoic,Lukas Milos	
25 317 Dresden,Andreas	0:43,200	308 Lopez,Marc	0:12,460	358 Graf,Adrian		358 Graf,Adrian	
26 335 Beyerlein,Patrick	0:43,238	317 Dresden,Andreas	0:12,470	306 Walter,Andre		306 Walter,Andre	
27 316 Uber,Sebastian	0:43,239	365 Vladoic,Lukas Milos	0:12,481	327 Jonsson,Lucas		327 Jonsson,Lucas	
28 358 Graf,Adrian	0:43,535	322 Fredriksson,Lucas	0:12,621	322 Fredriksson,Lucas		322 Fredriksson,Lucas	
29 322 Fredriksson,Lucas	0:43,935	358 Graf,Adrian	0:12,628	332 Bednar,Jan		332 Bednar,Jan	
30 327 Jonsson,Lukas	0:44,200	327 Jonsson,Lukas	0:12,716	389 Langenbacher,Marvin		389 Langenbacher,Marvin	
31 389 Langenbacher,Marvin		389 Langenbacher,Marvin		312 Colakovic,Nermin		312 Colakovic,Nermin	
32 312 Colakovic,Nermin		312 Colakovic,Nermin		319 Elter,Marc		319 Elter,Marc	
33 319 Elter,Marc		319 Elter,Marc		363 Steigerwald,Noah		363 Steigerwald,Noah	
34 363 Steigerwald,Noah		363 Steigerwald,Noah		317 Dresden,Andreas		317 Dresden,Andreas	

DEUTSCHE KART-MEISTERSCHAFT

Round 3: 12 - 14 / 07 / 2019

ERFTLANDRING KERPEN

DMSB-RegNr:168/19

R 22 DSKG (K22) Finale





Die schnellsten Zeiten

Ort	Nr. Fahrername	Zeit	Streckl.	Ø Speed
Ziel	381 Van Walstijn,Senna	0:42,152	1107 m	94,5 km/h
Sektion 1	397 Trefflows, Davids	0:12,189	329 m	97,2 km/h
Sektion 2		0:00,000	475 m	0,0 km/h
Sektion 3		0:00,000	303 m	0,0 km/h

	Snr.397 Trefflows, Davids DEU SRP Racing Team		Snr.381 Van Walstijn,Senna MLD SP Motorsport		Snr.324 Fritsch, Valentino DEU BIREL ART RACING KSW		Snr.333 Kapetanidis, Konstantin DEU CPB SPORT		Snr.351 Kreutz, Patrick DEU RS-Motorsport	
	theoretisch mögliche Bestzeit	Ziel	theoretisch mögliche Bestzeit	Ziel	theoretisch mögliche Bestzeit	Ziel	theoretisch mögliche Bestzeit	Ziel	theoretisch mögliche Bestzeit	Ziel
best	0:42,245	0:12,189	0:42,152	0:12,193	0:42,438	0:12,234	0:42,417	0:12,283	0:42,577	0:12,310
Runde 1	0:46,175	0:14,676	0:47,363	0:22,245	0:46,228	0:14,750	0:46,579	0:14,955	0:46,742	0:15,237
Runde 2	0:43,482	0:12,723	0:43,542	0:12,860	0:43,592	0:12,677	0:43,743	0:12,759	0:43,649	0:12,684
Runde 3	0:42,774	0:12,394	0:42,532	0:12,369	0:42,723	0:12,331	0:42,931	0:12,603	0:42,981	0:12,591
Runde 4	0:42,839	0:12,451	0:42,810	0:12,385	0:42,775	0:12,412	0:42,802	0:12,419	0:42,886	0:12,447
Runde 5	0:42,405	0:12,241	0:42,323	0:12,222	0:42,540	0:12,322	0:42,532	0:12,391	0:42,674	0:12,394
Runde 6	0:42,873	0:12,565	0:42,999	0:12,861	0:42,687	0:12,364	0:42,516	0:12,341	0:42,684	0:12,416
Runde 7	0:42,319	0:12,246	0:42,271	0:12,242	0:42,438	0:12,260	0:42,515	0:12,311	0:42,577	0:12,360
Runde 8	0:42,625	0:12,548	0:43,555	0:13,342	0:42,845	0:12,622	0:42,417	0:12,297	0:42,636	0:12,379
Runde 9	0:42,294	0:12,189	0:42,309	0:12,250	0:42,982	0:12,662	0:42,655	0:12,370	0:42,671	0:12,353
Runde 10	0:42,297	0:12,215	0:42,152	0:12,193	0:42,694	0:12,334	0:42,656	0:12,374	0:42,601	0:12,312
Runde 11	0:42,499	0:12,260	0:42,260	0:12,251	0:42,701	0:12,375	0:42,780	0:12,490	0:42,679	0:12,354
Runde 12	0:42,386	0:12,234	0:42,548	0:12,278	0:42,616	0:12,323	0:42,997	0:12,800	0:42,658	0:12,352
Runde 13	0:42,245	0:12,277	0:42,472	0:12,317	0:42,621	0:12,303	0:42,532	0:12,315	0:42,683	0:12,378
Runde 14	0:42,285	0:12,244	0:42,583	0:12,305	0:42,681	0:12,315	0:42,464	0:12,283	0:42,704	0:12,407
Runde 15	0:42,408	0:12,239	0:42,552	0:12,392	0:42,748	0:12,304	0:42,644	0:12,325	0:42,767	0:12,373
Runde 16	0:42,274	0:12,218	0:42,474	0:12,265	0:42,612	0:12,338	0:42,700	0:12,411	0:42,684	0:12,396
Runde 17	0:42,353	0:12,209	0:42,546	0:12,277	0:42,667	0:12,234	0:42,688	0:12,367	0:42,613	0:12,310
Runde 18	0:42,558	0:12,238	0:42,570	0:12,317	0:42,624	0:12,300	0:42,567	0:12,320	0:42,824	0:12,385
Runde 19	0:42,822	0:12,247	0:42,539	0:12,367	0:42,728	0:12,367	0:42,695	0:12,363	0:42,815	0:12,363
Runde 20	0:42,498	0:12,288	0:42,462	0:12,212	0:42,653	0:12,311	0:42,705	0:12,356	0:42,876	0:12,442
Runde 21	0:42,534	0:12,276	0:42,513	0:12,270	0:42,789	0:12,330	0:42,779	0:12,352	0:42,940	0:12,412
Runde 22	0:42,424	0:12,238	0:42,471	0:12,293	0:42,796	0:12,358	0:42,750	0:12,408	0:42,960	0:12,460
Runde 23	0:42,501	0:12,239	0:42,807	0:12,325	0:42,867	0:12,364	0:42,883	0:12,454	0:43,140	0:12,502

Sektion 3 0:00,000 303 m 0,0 km/h


<p>Smr.397 Trefilows, Davids DEU SRP Racing Team</p> <p>theoretisch mögliche Bestzeit 0:12,189 Ziel Sektion 1 Sektion 2 Sektion 3 best 0:42,245 0:12,189</p>	<p>Smr.381 Van Walstijn, Senna MLD SP Motorsport</p> <p>theoretisch mögliche Bestzeit 0:12,193 Ziel Sektion 1 Sektion 2 Sektion 3 0:42,152 0:12,193</p>	<p>Smr.324 Fritsch, Valentino DEU BIREL ART RACING KSW</p> <p>theoretisch mögliche Bestzeit 0:12,234 Ziel Sektion 1 Sektion 2 Sektion 3 0:42,438 0:12,234</p>	<p>Smr.333 Kapetanidis, Konstantin DEU CPB SPORT</p> <p>theoretisch mögliche Bestzeit 0:12,283 Ziel Sektion 1 Sektion 2 Sektion 3 0:42,417 0:12,283</p>	<p>Smr.351 Kreuz, Patrick DEU RS-Motorsport</p> <p>theoretisch mögliche Bestzeit 0:12,310 Ziel Sektion 1 Sektion 2 Sektion 3 0:42,577 0:12,310</p>
--	---	---	---	--

DEUTSCHE KART-MEISTERSCHAFT

Round 3: 12 - 14 / 07 / 2019

ERFTLANDRING KERPEN



DMSB-RegNr:168/19

R 22 DSKG (K22) Finale





Die schnellsten Zeiten

Ort	Nr. Fahrername	Zeit	Streckenl.	Ø Speed
Ziel	381 Van Walstijn,Senna	0:42,152	1107 m	94,5 km/h
Sektion 1	397 Trefflows, Davids	0:12,189	329 m	97,2 km/h
Sektion 2		0:00,000	475 m	0,0 km/h
Sektion 3		0:00,000	303 m	0,0 km/h

	Snr.310 Träger, Tim DEU Mach1 Motorsport		Snr.398 Ferzer, Dennis DEU SRP Racing Team		Snr.328 Hofmann, Benedikt DEU BIREL ART RACING KSW		Snr.382 Ricosm, Valdemar DNK RS Competition		Snr.390 Greif, Toni DEU Solgat Motorsport	
	theoretisch mögliche Bestzeit	Ziel	theoretisch mögliche Bestzeit	Ziel	theoretisch mögliche Bestzeit	Ziel	theoretisch mögliche Bestzeit	Ziel	theoretisch mögliche Bestzeit	Ziel
best	0:42,437	0:12,229	0:42,611	0:12,294	0:42,496	0:12,267	0:42,483	0:12,289	0:42,776	0:12,410
Runde 1	0:47,317	0:15,900	0:47,589	0:15,312	0:48,821	0:16,313	0:47,515	0:15,397	0:47,512	0:15,565
Runde 2	0:44,323	0:13,159	0:44,338	0:13,090	0:44,071	0:12,963	0:43,759	0:12,711	0:44,354	0:13,105
Runde 3	0:43,934	0:13,005	0:42,949	0:12,488	0:43,957	0:12,705	0:43,123	0:12,601	0:43,228	0:12,674
Runde 4	0:42,687	0:12,411	0:42,901	0:12,456	0:43,965	0:13,090	0:42,889	0:12,560	0:42,970	0:12,477
Runde 5	0:42,672	0:12,434	0:42,856	0:12,472	0:43,029	0:12,610	0:42,696	0:12,373	0:42,968	0:12,495
Runde 6	0:42,832	0:12,445	0:42,754	0:12,331	0:42,697	0:12,400	0:42,708	0:12,359	0:42,939	0:12,467
Runde 7	0:42,504	0:12,334	0:42,611	0:12,294	0:42,643	0:12,336	0:42,483	0:12,289	0:43,162	0:12,664
Runde 8	0:42,437	0:12,321	0:42,724	0:12,331	0:42,592	0:12,290	0:42,605	0:12,318	0:42,826	0:12,481
Runde 9	0:42,475	0:12,289	0:42,762	0:12,358	0:42,685	0:12,370	0:42,544	0:12,307	0:42,860	0:12,419
Runde 10	0:42,597	0:12,296	0:42,644	0:12,356	0:42,821	0:12,267	0:42,649	0:12,295	0:42,953	0:12,459
Runde 11	0:42,649	0:12,296	0:42,703	0:12,315	0:42,826	0:12,473	0:42,675	0:12,320	0:42,842	0:12,467
Runde 12	0:42,907	0:12,510	0:42,845	0:12,318	0:42,546	0:12,301	0:42,814	0:12,365	0:42,776	0:12,410
Runde 13	0:42,877	0:12,367	0:42,933	0:12,394	0:42,580	0:12,319	0:42,844	0:12,354	0:42,811	0:12,431
Runde 14	0:43,085	0:12,647	0:43,461	0:12,946	0:42,604	0:12,355	0:42,785	0:12,327	0:42,919	0:12,448
Runde 15	0:42,774	0:12,412	0:42,719	0:12,390	0:42,635	0:12,307	0:42,567	0:12,308	0:42,890	0:12,467
Runde 16	0:42,523	0:12,345	0:42,762	0:12,410	0:42,496	0:12,326	0:42,718	0:12,323	0:42,931	0:12,455
Runde 17	0:42,513	0:12,305	0:42,993	0:12,491	0:42,515	0:12,272	0:42,730	0:12,357	0:42,905	0:12,424
Runde 18	0:42,657	0:12,359	0:42,924	0:12,390	0:42,603	0:12,288	0:42,808	0:12,360	0:42,940	0:12,485
Runde 19	0:42,627	0:12,335	0:42,833	0:12,345	0:42,764	0:12,284	0:42,775	0:12,357	0:42,979	0:12,438
Runde 20	0:42,510	0:12,326	0:42,873	0:12,426	0:42,546	0:12,316	0:42,770	0:12,390	0:43,236	0:12,706
Runde 21	0:42,521	0:12,278	0:43,056	0:12,454	0:42,799	0:12,303	0:42,772	0:12,325	0:43,028	0:12,426
Runde 22	0:42,471	0:12,229	0:43,277	0:12,575	0:42,983	0:12,520	0:42,808	0:12,310	0:43,020	0:12,454
Runde 23	0:42,636	0:12,343	0:43,067	0:12,438	0:42,960	0:12,344	0:43,006	0:12,383	0:43,158	0:12,489

Sektion 3 0:00,000 303 m 0,0 km/h

<p>Snr.310 Tröger,Tim DEU Mach1 Motorsport</p> <p>theoretisch mögliche Bestzeit 0:12,229 Ziel Sektion 1 Sektion 2 Sektion 3 best 0:42,437 0:12,229</p>	<p>Snr.398 Ferzer,Dennis DEU SRP Racing Team</p> <p>theoretisch mögliche Bestzeit 0:12,294 Ziel Sektion 1 Sektion 2 Sektion 3 0:42,611 0:12,294</p>	<p>Snr.328 Hofmann,Benedikt DEU BIREL ART RACING KSW</p> <p>theoretisch mögliche Bestzeit 0:12,267 Ziel Sektion 1 Sektion 2 Sektion 3 0:42,496 0:12,267</p>	<p>Snr.382 Risom,Valdemar DNK RS Competition</p> <p>theoretisch mögliche Bestzeit 0:12,289 Ziel Sektion 1 Sektion 2 Sektion 3 0:42,483 0:12,289</p>	<p>Snr.390 Greif,Toni DEU Solgat Motorsport</p> <p>theoretisch mögliche Bestzeit 0:12,410 Ziel Sektion 1 Sektion 2 Sektion 3 0:42,776 0:12,410</p>
--	---	---	---	--

DEUTSCHE KART-MEISTERSCHAFT

Round 3: 12 - 14 / 07 / 2019

ERFTLANDRING KERPEN

DMSB-RegNr:168/19

R 22 DSKG (K22) Finale





Die schnellsten Zeiten

Ort	Nr. Fahrername	Zeit	Streckl.	Ø Speed
Ziel	381 Van Walstijn,Senna	0:42,152	1107 m	94,5 km/h
Sektion 1	397 Trefflows, Davids	0:12,189	329 m	97,2 km/h
Sektion 2		0:00,000	475 m	0,0 km/h
Sektion 3		0:00,000	303 m	0,0 km/h

	Smr.383 Poiman,Mark NLD CRG Holland		Smr.314 Kindervater,Robert DEU BIREL ART RACING KSW		Smr.352 Hueuing,Brio NLD SRP Racing Team		Smr.323 Stumpf,Stephen DEU Solgat Motorsport		Smr.334 Clevert,Lauren-Alexander DEU Kartshop Ampfing	
	theoretisch mögliche Bestzeit	Ziel	theoretisch mögliche Bestzeit	Ziel	theoretisch mögliche Bestzeit	Ziel	theoretisch mögliche Bestzeit	Ziel	theoretisch mögliche Bestzeit	Ziel
best	0:42,745	0:12,398	0:42,480	0:12,269	0:43,042	0:12,451	0:42,917	0:12,393	0:42,369	0:12,232
Runde 1	0:48,573	0:16,380	0:51,119	0:19,091	0:47,523	0:15,403	0:49,161	0:16,626	0:50,638	0:18,199
Runde 2	0:44,220	0:12,949	0:44,751	0:13,972	0:44,605	0:13,315	0:44,062	0:12,922	0:44,969	0:14,030
Runde 3	0:44,413	0:13,215	0:45,490	0:13,141	0:44,206	0:13,182	0:44,212	0:13,134	0:45,880	0:13,858
Runde 4	0:43,958	0:13,143	0:43,079	0:12,723	0:43,576	0:12,779	0:43,969	0:13,076	0:43,093	0:12,668
Runde 5	0:43,059	0:12,561	0:43,441	0:12,872	0:43,849	0:12,971	0:43,934	0:12,745	0:43,769	0:13,319
Runde 6	0:43,198	0:12,723	0:42,775	0:12,511	0:43,163	0:12,499	0:43,674	0:12,948	0:43,481	0:12,594
Runde 7	0:42,745	0:12,433	0:42,597	0:12,431	0:43,195	0:12,569	0:43,395	0:12,588	0:43,149	0:12,623
Runde 8	0:42,838	0:12,439	0:43,168	0:12,622	0:43,124	0:12,473	0:43,318	0:12,490	0:42,369	0:12,289
Runde 9	0:42,900	0:12,398	0:42,545	0:12,338	0:43,516	0:12,688	0:43,183	0:12,701	0:42,874	0:12,342
Runde 10	0:43,041	0:12,434	0:43,170	0:12,447	0:43,085	0:12,473	0:43,026	0:12,423	0:42,748	0:12,320
Runde 11	0:43,051	0:12,491	0:43,229	0:12,917	0:43,042	0:12,463	0:43,159	0:12,574	0:43,109	0:12,538
Runde 12	0:42,963	0:12,475	0:42,958	0:12,425	0:43,663	0:12,905	0:42,917	0:12,449	0:42,759	0:12,329
Runde 13	0:43,046	0:12,507	0:43,072	0:12,392	0:43,348	0:12,529	0:42,937	0:12,439	0:43,625	0:13,129
Runde 14	0:42,993	0:12,479	0:42,697	0:12,482	0:43,149	0:12,455	0:42,919	0:12,452	0:42,627	0:12,239
Runde 15	0:43,003	0:12,435	0:42,668	0:12,467	0:43,105	0:12,481	0:43,040	0:12,501	0:43,183	0:12,544
Runde 16	0:43,033	0:12,433	0:42,480	0:12,269	0:43,245	0:12,463	0:43,106	0:12,471	0:43,284	0:12,332
Runde 17	0:42,965	0:12,419	0:42,976	0:12,460	0:43,220	0:12,497	0:43,092	0:12,417	0:42,739	0:12,540
Runde 18	0:42,941	0:12,444	0:43,655	0:12,889	0:43,219	0:12,497	0:43,149	0:12,428	0:42,651	0:12,329
Runde 19	0:43,016	0:12,438	0:42,711	0:12,491	0:43,262	0:12,539	0:43,103	0:12,502	0:42,398	0:12,232
Runde 20	0:43,072	0:12,558	0:42,639	0:12,379	0:43,315	0:12,533	0:43,162	0:12,441	0:43,089	0:12,369
Runde 21	0:43,106	0:12,403	0:42,634	0:12,296	0:43,375	0:12,451	0:43,328	0:12,691	0:43,017	0:12,825
Runde 22	0:43,169	0:12,520	0:42,911	0:12,395	0:43,590	0:12,607	0:43,108	0:12,393	0:42,470	0:12,332
Runde 23	0:43,186	0:12,505	0:42,848	0:12,443	0:43,665	0:12,746	0:43,071	0:12,455	0:42,677	0:12,304

Sektion 3 0:00,000 303 m 0,0 km/h


Smr.383 Poitman,Mark NLD CRG Holland	Smr.314 Kindervater,Robert DEU BIREL-ART RACING KSW	Smr.352 Huefing,Brio NLD SRP Racing Team	Smr.323 Stumpf,Stephen DEU Solgar Motorsport	Smr.334 Clevert,Lauren-Alexander DEU Kartshop Ampfing
theoretisch mögliche Bestzeit 0:12,398	theoretisch mögliche Bestzeit 0:12,269	theoretisch mögliche Bestzeit 0:12,451	theoretisch mögliche Bestzeit 0:12,393	theoretisch mögliche Bestzeit 0:12,232
Ziel Sektion 1 Sektion 2 Sektion 3	Ziel Sektion 1 Sektion 2 Sektion 3	Ziel Sektion 1 Sektion 2 Sektion 3	Ziel Sektion 1 Sektion 2 Sektion 3	Ziel Sektion 1 Sektion 2 Sektion 3
best 0:42,745 0:12,398	0:42,480 0:12,269	0:43,042 0:12,451	0:42,917 0:12,393	0:42,369 0:12,232

DEUTSCHE KART-MEISTERSCHAFT

Round 3: 12 - 14 / 07 / 2019

ERFTLANDRING KERPEN



DMSB-RegNr:168/19

R 22 DSKG (K22) Finale





Die schnellsten Zeiten

Ort	Nr. Fahrername	Zeit	Streckentl.	Ø Speed
Ziel	381 Van Walstijn,Senna	0:42,152	1107 m	94,5 km/h
Sektion 1	397 Trefflows, Davids	0:12,189	329 m	97,2 km/h
Sektion 2		0:00,000	475 m	0,0 km/h
Sektion 3		0:00,000	303 m	0,0 km/h

	Smr.345 Lagerstrom, Linus SWE Linus Lagerstrom		Smr.335 Beyerlein, Patrick DEU BEYMO-Karttracing		Smr.318 Walter, Luca DEU Luca Walter		Smr.307 Himmels, Yannik DEU Valter Motorsport		Smr.330 Bos, Jeroen NLD CRG Holland	
	theoretisch mögliche Bestzeit	Ziel	theoretisch mögliche Bestzeit	Ziel	theoretisch mögliche Bestzeit	Ziel	theoretisch mögliche Bestzeit	Ziel	theoretisch mögliche Bestzeit	Ziel
best	0:42,869	0:12,436	0:43,238	0:12,428	0:42,977	0:12,377	0:42,892	0:12,421	0:42,882	0:12,405
Runde 1	0:48,937	0:16,560	0:48,503	0:16,274	0:49,642	0:17,153	0:51,268	0:18,593	0:50,021	0:17,406
Runde 2	0:44,169	0:12,951	0:44,326	0:12,951	0:44,099	0:13,008	0:44,864	0:13,420	0:44,911	0:13,464
Runde 3	0:44,055	0:12,994	0:44,497	0:13,330	0:43,967	0:13,004	0:44,615	0:13,519	0:44,939	0:13,633
Runde 4	0:43,898	0:12,900	0:44,019	0:12,954	0:44,007	0:12,917	0:43,336	0:12,731	0:43,008	0:12,498
Runde 5	0:43,804	0:12,714	0:44,209	0:13,114	0:43,736	0:12,658	0:44,267	0:13,566	0:42,964	0:12,631
Runde 6	0:43,392	0:12,784	0:43,486	0:12,557	0:43,557	0:12,870	0:43,138	0:12,577	0:43,257	0:12,455
Runde 7	0:43,375	0:12,455	0:43,322	0:12,428	0:43,443	0:12,833	0:42,914	0:12,481	0:42,882	0:12,616
Runde 8	0:43,272	0:12,483	0:43,451	0:12,540	0:43,272	0:12,508	0:44,071	0:12,748	0:42,903	0:12,413
Runde 9	0:43,218	0:12,526	0:44,113	0:13,259	0:44,006	0:13,189	0:42,892	0:12,421	0:43,646	0:12,812
Runde 10	0:43,181	0:12,452	0:43,326	0:12,460	0:43,635	0:12,699	0:42,913	0:12,476	0:43,512	0:12,772
Runde 11	0:43,512	0:12,868	0:43,404	0:12,554	0:43,212	0:12,737	0:43,602	0:12,868	0:43,988	0:13,444
Runde 12	0:43,005	0:12,458	0:43,253	0:12,456	0:43,580	0:12,754	0:43,125	0:12,483	0:43,316	0:12,656
Runde 13	0:42,869	0:12,466	0:43,295	0:12,487	0:43,993	0:13,088	0:43,652	0:12,818	0:43,670	0:12,943
Runde 14	0:42,968	0:12,436	0:43,571	0:12,805	0:42,977	0:12,499	0:43,010	0:12,503	0:43,059	0:12,458
Runde 15	0:43,133	0:12,503	0:43,238	0:12,461	0:43,072	0:12,476	0:43,045	0:12,499	0:43,003	0:12,405
Runde 16	0:43,104	0:12,452	0:43,445	0:12,490	0:43,613	0:12,377	0:43,180	0:12,437	0:43,448	0:12,413
Runde 17	0:43,177	0:12,448	0:43,540	0:12,771	0:43,191	0:12,658	0:43,545	0:13,069	0:44,180	0:13,487
Runde 18	0:43,626	0:12,851	0:43,554	0:12,529	0:43,341	0:12,759	0:43,121	0:12,550	0:43,089	0:12,570
Runde 19	0:43,442	0:12,870	0:43,603	0:12,740	0:43,882	0:13,219	0:44,256	0:13,665	0:43,892	0:13,226
Runde 20	0:43,241	0:12,506	0:43,503	0:12,537	0:43,097	0:12,464	0:43,040	0:12,506	0:43,108	0:12,512
Runde 21	0:44,452	0:13,577	0:43,476	0:12,609	0:43,386	0:12,518	0:43,041	0:12,450	0:43,522	0:12,665
Runde 22	0:43,315	0:12,452	0:43,592	0:12,548	0:43,546	0:12,546	0:43,559	0:12,622	0:43,626	0:12,661
Runde 23	0:43,585	0:12,521	0:43,603	0:12,624	0:43,623	0:12,701	0:43,642	0:12,886	0:43,980	0:12,743

Sektion 3 0:00,000 303 m 0,0 km/h


<p>Smr.345 Lagerstrom, Linus SWE Linus Lagerstrom theoretisch mögliche Bestzeit 0:12,436 Ziel Sektion 1 Sektion 2 Sektion 3 0:42,869 0:12,436</p>	<p>Smr.335 Beyerlein, Patrick DEU BEYMO-Kartracing theoretisch mögliche Bestzeit 0:12,428 Ziel Sektion 1 Sektion 2 Sektion 3 0:43,238 0:12,428</p>	<p>Smr.318 Walter, Luca DEU Luca Walter theoretisch mögliche Bestzeit 0:12,377 Ziel Sektion 1 Sektion 2 Sektion 3 0:42,977 0:12,377</p>	<p>Smr.307 Himmels, Yannik DEU Valier Motorsport theoretisch mögliche Bestzeit 0:12,421 Ziel Sektion 1 Sektion 2 Sektion 3 0:42,892 0:12,421</p>	<p>Smr.330 Bos, Jeroen NLD CRG Holland theoretisch mögliche Bestzeit 0:12,405 Ziel Sektion 1 Sektion 2 Sektion 3 0:42,882 0:12,405</p>
<p>best 0:42,869 0:12,436</p>				

DEUTSCHE KART-MEISTERSCHAFT

Round 3: 12 - 14 / 07 / 2019

ERFTLANDRING KERPEN



DMSB-RegNr:168/19

R 22 DSKG (K22) Finale





Die schnellsten Zeiten

Ort	Nr. Fahrername	Zeit	Streckl.	Ø Speed
Ziel	381 Van Walstijn,Senna	0:42,152	1107 m	94,5 km/h
Sektion 1	397 Trefflows, Davids	0:12,189	329 m	97,2 km/h
Sektion 2		0:00,000	475 m	0,0 km/h
Sektion 3		0:00,000	303 m	0,0 km/h

	Snr.329 Villagomez,Rafael MEX		Snr.316 Uher,Sebastian DEU		Snr.308 Lopez,Marc ESP		Snr.365 Vladic,Lukas Milos DEU		Snr.358 Graf,Adrian DEU	
	theoretisch mögliche Bestzeit	Ziel	theoretisch mögliche Bestzeit	Ziel	theoretisch mögliche Bestzeit	Ziel	theoretisch mögliche Bestzeit	Ziel	theoretisch mögliche Bestzeit	Ziel
best	0:42,443	0:12,218	0:43,239	0:12,437	0:43,158	0:12,460	0:43,183	0:12,481	0:43,535	0:12,628
Runde 1	1:11,222	0:39,057	0:49,742	0:16,886	0:50,086	0:17,360	0:50,457	0:17,741	0:50,816	0:18,192
Runde 2	0:43,681	0:12,878	0:45,093	0:13,357	0:44,794	0:12,939	0:44,924	0:13,719	0:45,040	0:13,671
Runde 3	0:43,137	0:12,568	0:45,618	0:13,766	0:44,089	0:13,151	0:45,237	0:13,577	0:46,301	0:14,080
Runde 4	0:42,709	0:12,410	0:43,843	0:12,735	0:43,535	0:12,506	0:43,779	0:12,744	0:44,729	0:13,144
Runde 5	0:42,897	0:12,530	0:43,729	0:12,775	0:43,429	0:12,581	0:44,088	0:13,387	0:44,613	0:12,999
Runde 6	0:42,575	0:12,326	0:43,854	0:12,845	0:43,381	0:12,478	0:43,542	0:12,607	0:44,028	0:12,936
Runde 7	0:42,443	0:12,218	0:43,742	0:12,602	0:43,651	0:13,055	0:43,865	0:12,972	0:43,674	0:12,710
Runde 8	0:42,591	0:12,253	0:43,337	0:12,493	0:51,194	0:13,107	0:43,401	0:12,544	0:44,230	0:12,636
Runde 9	0:42,615	0:12,332	0:43,490	0:12,518	0:43,982	0:12,764	0:43,287	0:12,481	0:43,800	0:12,797
Runde 10	0:43,150	0:12,308	0:44,480	0:12,932	0:43,723	0:12,514	0:43,994	0:12,701	0:43,761	0:12,693
Runde 11	0:42,866	0:12,313	0:43,527	0:12,557	0:43,462	0:12,598	0:43,497	0:12,652	0:43,708	0:12,719
Runde 12	0:42,705	0:12,294	0:43,515	0:12,553	0:43,514	0:12,605	0:43,510	0:12,791	0:43,583	0:12,719
Runde 13	0:42,950	0:12,296	0:43,369	0:12,566	0:43,404	0:12,535	0:43,183	0:12,534	0:43,535	0:12,644
Runde 14	0:43,380	0:12,503	0:43,739	0:12,437	0:43,980	0:13,103	0:43,374	0:12,554	0:44,082	0:12,628
Runde 15	0:42,716	0:12,335	0:43,341	0:12,489	0:43,158	0:12,481	0:43,521	0:12,527	0:43,985	0:12,989
Runde 16	0:42,570	0:12,280	0:43,460	0:12,483	0:43,958	0:12,769	0:43,490	0:12,605	0:43,696	0:12,642
Runde 17	0:42,621	0:12,281	0:43,700	0:12,654	0:43,849	0:12,570	0:43,637	0:12,739	0:43,683	0:12,650
Runde 18	0:42,819	0:12,237	0:43,561	0:12,488	0:43,660	0:12,670	0:43,350	0:12,600	0:43,672	0:12,729
Runde 19	0:42,809	0:12,291	0:43,449	0:12,550	0:43,804	0:12,627	0:43,457	0:12,511	0:43,785	0:12,651
Runde 20	0:43,559	0:12,311	0:43,648	0:12,590	0:43,915	0:12,624	0:45,019	0:12,627	0:44,023	0:12,788
Runde 21	0:42,982	0:12,606	0:43,773	0:12,604	0:43,559	0:12,460				0:12,717
Runde 22	0:43,005	0:12,506	0:43,969	0:12,980	0:43,816	0:12,553				
Runde 23	0:43,090	0:12,435	0:43,783	0:12,524	0:44,211	0:12,639				

Sektion 3 0:00,000 303 m 0,0 km/h

<p>Snr.329 Villagomez,Rafael MEX BIREL ART RACING KSW theoretisch mögliche Bestzeit 0:12,218 Ziel Sektion 1 Sektion 2 Sektion 3 0:42,443 0:12,218</p>	<p>Snr.316 Uber,Sebastian DEU RS-Motorsport theoretisch mögliche Bestzeit 0:12,437 Ziel Sektion 1 Sektion 2 Sektion 3 0:43,239 0:12,437</p>	<p>Snr.308 Lopez,Marc ESP CRG Keizer racing theoretisch mögliche Bestzeit 0:12,460 Ziel Sektion 1 Sektion 2 Sektion 3 0:43,158 0:12,460</p>	<p>Snr.365 Vladic,Lukas Milos DEU Bamberger Karttracing theoretisch mögliche Bestzeit 0:12,481 Ziel Sektion 1 Sektion 2 Sektion 3 0:43,183 0:12,481</p>	<p>Snr.358 Graf,Adrian DEU Solgat Motorsport theoretisch mögliche Bestzeit 0:12,628 Ziel Sektion 1 Sektion 2 Sektion 3 0:43,535 0:12,628</p>
<p>best 0:42,443 0:12,218</p>				

DEUTSCHE KART-MEISTERSCHAFT

Round 3: 12 - 14 / 07 / 2019

ERFTLANDRING KERPEN






DMSB-RegNr:168/19

R 22 DSKG (KZ2) Finale

Die schnellsten Zeiten

Ort	Nr. Fahrername	Zeit	Streckenl.	Ø Speed
Ziel	381 Van Walstijn,Senna	0:42,152	1107 m	94,5 km/h
Sektion 1	397 Trefflows, Davids	0:12,189	329 m	97,2 km/h
Sektion 2		0:00,000	475 m	0,0 km/h
Sektion 3		0:00,000	303 m	0,0 km/h

	Smr.306 Walter,Andre DEU Solgat Motorsport	Smr.327 Jonsson,Lukas SWE JP RACING	Smr.322 Fredriksson,Lucas SWE JP RACING	Smr.332 Bednar,Jan CZE GREGOR KART S.R.O.	Smr.389 Langenbacher,Marvin DEU RS-Motorsport
best	theoretisch mögliche Bestzeit 0:12,321 Ziel Sektion 1 Sektion 2 Sektion 3 0:43,074 0:12,321	theoretisch mögliche Bestzeit 0:12,716 Ziel Sektion 1 Sektion 2 Sektion 3 0:44,200 0:12,716	theoretisch mögliche Bestzeit 0:12,621 Ziel Sektion 1 Sektion 2 Sektion 3 0:43,935 0:12,621	theoretisch mögliche Bestzeit 0:12,393 Ziel Sektion 1 Sektion 2 Sektion 3 0:42,779 0:12,393	theoretisch mögliche Bestzeit 0:00,000 Ziel Sektion 1 Sektion 2 Sektion 3
Runde 1	0:50,833 0:17,985	0:49,720 0:16,691	1:09,480 0:36,918	0:47,980 0:15,806	
Runde 2	0:44,965 0:13,043	0:45,057 0:13,027	0:44,772 0:12,966	0:44,270 0:12,905	
Runde 3	0:44,005 0:12,995	0:47,054 0:13,826	0:44,501 0:12,863	0:43,249 0:12,785	
Runde 4	0:43,504 0:12,628	0:45,125 0:13,264	0:43,998 0:12,821	0:43,038 0:12,488	
Runde 5	0:43,251 0:12,537	0:44,634 0:12,951	0:44,064 0:12,772	0:42,957 0:12,588	
Runde 6	0:43,290 0:12,462	0:45,111 0:13,291	0:43,956 0:12,690	0:42,779 0:12,401	
Runde 7	0:43,160 0:12,536	0:44,402 0:12,828	0:44,110 0:12,675	0:12,393	
Runde 8	0:43,074 0:12,460	0:44,410 0:12,753	0:44,135 0:12,708		
Runde 9	0:43,679 0:12,694	0:44,322 0:12,766	0:43,935 0:12,778		
Runde 10	0:43,460 0:12,466	0:44,686 0:12,771	0:12,621		
Runde 11	0:43,215 0:12,427	0:44,450 0:12,750			
Runde 12	0:43,708 0:12,504	0:44,415 0:12,843			
Runde 13	0:43,262 0:12,671	0:44,421 0:12,826			
Runde 14	0:43,133 0:12,421	0:44,448 0:12,794			
Runde 15	0:43,570 0:12,502	0:44,200 0:12,716			
Runde 16	0:43,476 0:12,321	0:12,901			
Runde 17	0:43,470 0:12,510				
Runde 18	0:43,259 0:12,570				
Runde 19					

Round 3: 12 - 14 / 07 / 2019

ERFTLANDRING KERPEN

DEUTSCHE KART-MEISTERSCHAFT

DMSB-RegNr:168/19

R 22 DSKG (K22) Finale

Die schnellsten Zeiten

Ort	Nr. Fahrername	Zeit	Streckenl.	Ø Speed
Ziel	381 Van Walslijn,Senna	0:42,152	1107 m	94,5 km/h
Sektion 1	397 Trefflows, Davids	0:12,189	329 m	97,2 km/h
Sektion 2		0:00,000	475 m	0,0 km/h
Sektion 3		0:00,000	303 m	0,0 km/h

	Smr.312 Colakovic,Nermin DEU Solgat Motorsport theoretisch mögliche Bestzeit 0:00,000 Ziel Sektion 1 Sektion 2 Sektion 3	Smr.319 Elter, Marc DEU CRG Holland theoretisch mögliche Bestzeit 0:00,000 Ziel Sektion 1 Sektion 2 Sektion 3	Smr.363 Streigenwald, Noah DEU Bamberger Karttracing theoretisch mögliche Bestzeit 0:00,000 Ziel Sektion 1 Sektion 2 Sektion 3	Smr.317 Dresen,Andreas DEU SRP Racing Team theoretisch mögliche Bestzeit 0:12,470 Ziel Sektion 1 Sektion 2 Sektion 3	Ziel Sektion 1 Sektion 2 Sektion 3
best					
Runde 1				1:15,980	
Runde 2				0:44,511	
Runde 3				0:44,071	
Runde 4				0:43,890	
Runde 5				0:43,507	
Runde 6				0:43,376	
Runde 7				0:43,459	
Runde 8				0:43,269	
Runde 9				0:43,200	
Runde 10				0:12,480	

R 17 DSKC (KZ2) Pre-Finale B

Strecke / track: 1107m
 started: 18 classified: 18 not classified: 0

fastest Lap Davids TREFILOVS at: 0:42,298

Pos	Str. Nr.	Fahrer / Driver	Nation	Bewerber / Sponsor	Nation	Lizenz / Licence	Qualifikation	Points	Chassis / Motor / Reifen	Runden / Laps	Gesamtzeit / Differenz	Abstand / Gap	beste Runde / best Lap	in R. / in L.	Ø Geschw. / Ø Speed
1	397	TREFILOVS, Davids	DEU	SRP Racing Team	DEU	IKC1147656 KBF1156791	Pos 2 R x Finale	15	Maronello / TM / Vega	18	12:54,116		0:42,298	14	92,7 km/h 94,2 km/h
2	324	FRITSCH, Valentino	DEU	BIREL ART RACING KSW	AUT	TKB 1179038 BK102	Pos 4 R x Finale	12	Birel Art / TM / Vega	18	13:00,987 0:06,871	0:06,871	0:42,668	8	91,8 km/h 93,4 km/h
3	389	LANGENBACHER, Marvin	DEU	RS-Motorsport	DEU	IKC1152544 KBF104126	Pos 6 R x Finale	10	CRG / TM / Vega	18	13:03,594 0:09,478	0:02,607	0:42,794	10	91,5 km/h 93,1 km/h
4	351	KREUTZ, Patrick	DEU	RS-Motorsport	DEU	IKB101586 KBF104126	Pos 8 R x Finale	*	CRG / TM / Vega	18	13:03,897 0:09,781	0:00,303	0:42,785	11	91,5 km/h 93,1 km/h
5	382	RISOM, Valdemar	DNK	RS Competition	DNK	36523 36053	Pos 10 R x Finale	9	Tony Kart / Vortex / Vega	18	13:04,089 0:09,973	0:00,192	0:42,689	10	91,5 km/h 93,4 km/h
6	312	COLAKOVIC, Nermin	DEU	Solgat Motorsport	DEU	TJB1165480 KBF1079882	Pos 12 R x Finale	8	Birel Art / TM / Vega	18	13:05,729 0:11,613	0:01,640	0:42,834	11	91,3 km/h 93 km/h
7	390	GREIF, Toni	DEU	Solgat Motorsport	DEU	IKB1096240 KBF1079882	Pos 14 R x Finale	7	Birel Art / TM / Vega	18	13:07,180 0:13,064	0:01,451	0:42,881	13	91,1 km/h 92,9 km/h
8	310	TRÖGER, Tim	DEU	Mach1 Motorsport	DEU	IKC1132554 KBF1005514	Pos 16 R x Finale	6	Mach1 / TM / Vega	18	13:07,692 0:13,576	0:00,512	0:42,409	14	91,1 km/h 94 km/h
9	319	ELTER, Marc	DEU	CRG Holland	NLD	IKC1147174 15521	Pos 18 R x Finale	5	CRG / TM / Vega	18	13:09,934 0:15,818	0:02,242	0:42,941	7	90,8 km/h 92,8 km/h
10	318	WALTER, Luca	DEU	Luca Walter	DEU	IKC1140650 IKC1140650	Pos 20 R x Finale	4	Alpha Karting / TM / Vega	18	13:11,321 0:17,205	0:01,387	0:42,937	11	90,7 km/h 92,8 km/h
11	306	WALTER, Andre	DEU	Solgat Motorsport	DEU	IKC1161930 KBF1079882	Pos 22 R x Finale	3	Birel Art / TM / Vega	18	13:11,533 0:17,417	0:00,212	0:42,894	12	90,6 km/h 92,9 km/h
12	328	HOFMANN, Benedikt	DEU	BIREL ART RACING KSW	AUT	IKC1116634 BK102	Pos 24 R x Finale	2	Birel Art / TM / Vega	18	13:13,656 0:19,540	0:02,123	0:42,772	7	90,4 km/h 93,2 km/h
13	345	LAGERSTROM, Linus	SWE	Linus Lagerstrom	SWE	199409301211 199409301216	Pos 26 R x Finale	1	CRG / TM / Vega	18	13:15,822 0:21,706	0:02,166	0:43,153	13	90,1 km/h 92,4 km/h
14	316	UBER, Sebastian	DEU	RS-Motorsport	DEU	IKB117990 KBF104126	Pos 28 R x Finale	0	CRG / TM / Vega	18	13:16,038 0:21,922	0:00,216	0:43,140	9	90,1 km/h 92,4 km/h
15	358	GRAF, Adrian	DEU	Solgat Motorsport	DEU	IKC1126334 KBF1079882	Pos 30 R x Finale	0	Birel Art / TM / Vega	18	13:28,371 0:34,255	0:12,333	0:44,043	7	88,7 km/h 90,5 km/h
16	314	KINDERVATER, Robert	DEU	BIREL ART RACING KSW	AUT	IKC1133505 BK102	Pos 32 R x Finale	0	Birel Art / TM / Vega	7	5:13,597 11 R	11 R	0:42,498	7	89 km/h 93,8 km/h
17	330	BOS, Jeroen	NLD	CRG Holland	NLD	21799 15521	Pos 34 R x Finale	0	CRG / TM / Vega	2	1:38,484 16 R	5 R	0:46,445	1	80,9 km/h 85,8 km/h
18	387	PREIBISCH, Marius	DEU	Bamberger Karting	DEU	IKC1181135 KBF1197896		0	Lenzokart / LKE / Vega	2	1:39,455 16 R	0:00,971	0:45,473	2	80,1 km/h 87,6 km/h

Rennleitung: Volker Ehekircher Racedirektor: Horst Seidel
 Sportkommissare: Yasin Özer / Tobias Amann / Peter Brings / Florian Koziol
 Techn. Kommissare: Hans-Jürgen Dangers / M. Grasshoff / C. Schmidt / J.Lawinger / D.Pietzko / H.-W. Schäfer / K.L. Rusczyński / A.Sengpiel
 Zeitnahme: KART-DATA timing service Franz Schieszler / Manuela Hintner

Zeitnahme / timekeeping
 control 
 Franz Schieszler

freigegeben: 11:09:51






DEUTSCHE KART-MEISTERSCHAFT

Round 3: 12 - 14 / 07 / 2019

ERFTLANDRING KERPEN







DMSB

DMSB-RegNr.:168/19

R 17 DSKG (KZ2) Pre-Finale B

Fahrername Driver	Tretflavs Davids	Fritsch Valentino	Langenbacher Marvin	Kreutz Patrick	Risom Valdemar	Colakovic Nermin	Greif Toni	Tröger Tim	Elter Marc	Walter Luca	Walter Andre	Hofmann Benedikt
schleunigste Runde	0:42,298 Rn. 14	0:42,668 Rn. 8	0:42,794 Rn. 10	0:42,785 Rn. 11	0:42,689 Rn. 10	0:42,834 Rn. 11	0:42,881 Rn. 13	0:42,409 Rn. 14	0:42,941 Rn. 7	0:42,937 Rn. 11	0:42,894 Rn. 12	0:42,772 Rn. 7
Speed	94,2 km/h	93,4 km/h	93,1 km/h	93,1 km/h	93,4 km/h	93,0 km/h	92,9 km/h	94,0 km/h	92,8 km/h	92,8 km/h	92,9 km/h	93,2 km/h
Lap 1	0:45,663	0:46,232	0:47,226	0:47,462	0:47,799	0:46,222	0:47,631	0:46,248	0:48,287	0:47,504	0:48,497	0:48,017
Lap 2	0:43,465	0:43,791	0:43,793	0:43,860	0:44,074	0:44,114	0:44,254	0:51,073	0:44,618	0:44,204	0:45,098	0:44,189
Lap 3	0:43,451	0:43,566	0:43,597	0:43,404	0:43,239	0:44,072	0:43,685	0:43,459	0:43,792	0:43,973	0:44,260	0:43,459
Lap 4	0:43,146	0:43,295	0:43,136	0:43,209	0:42,889	0:43,702	0:44,095	0:43,553	0:43,596	0:46,458	0:43,629	0:43,787
Lap 5	0:42,805	0:42,895	0:43,320	0:43,305	0:43,304	0:43,448	0:43,336	0:43,062	0:43,189	0:43,659	0:43,662	0:43,404
Lap 6	0:42,756	0:42,938	0:43,079	0:43,269	0:43,220	0:44,335	0:43,279	0:43,546	0:43,248	0:43,376	0:43,077	0:43,133
Lap 7	0:42,560	0:42,907	0:43,041	0:43,021	0:42,960	0:43,095	0:43,110	0:43,149	0:42,941	0:43,132	0:43,156	0:42,772
Lap 8	0:42,633	0:42,668	0:43,040	0:42,924	0:43,700	0:43,296	0:42,964	0:43,560	0:43,170	0:43,084	0:43,105	0:48,458
Lap 9	0:42,749	0:43,029	0:42,963	0:42,913	0:42,696	0:42,956	0:42,884	0:42,490	0:43,131	0:43,070	0:42,990	0:43,204
Lap 10	0:42,469	0:42,811	0:42,794	0:42,923	0:42,689	0:42,932	0:43,001	0:42,512	0:43,048	0:42,972	0:43,129	0:43,332
Lap 11	0:42,453	0:42,811	0:42,917	0:42,785	0:42,825	0:42,834	0:43,090	0:42,725	0:43,106	0:42,937	0:43,261	0:42,999
Lap 12	0:42,328	0:42,740	0:42,824	0:42,833	0:42,835	0:42,894	0:42,990	0:42,723	0:43,351	0:42,992	0:42,894	0:43,119
Lap 13	0:42,514	0:42,813	0:42,917	0:42,915	0:42,715	0:43,139	0:42,881	0:42,552	0:43,139	0:43,572	0:43,140	0:43,000
Lap 14	0:42,298	0:42,733	0:42,828	0:42,854	0:42,797	0:43,101	0:43,018	0:42,409	0:43,154	0:43,042	0:43,125	0:43,229
Lap 15	0:42,491	0:42,845	0:42,848	0:42,916	0:42,856	0:42,941	0:42,963	0:42,862	0:43,630	0:43,041	0:43,017	0:43,185
Lap 16	0:42,555	0:42,927	0:42,951	0:42,868	0:42,921	0:42,988	0:43,058	0:42,832	0:43,127	0:43,018	0:42,986	0:43,027
Lap 17	0:42,443	0:43,012	0:43,084	0:43,067	0:43,022	0:43,056	0:43,097	0:42,544	0:43,209	0:43,236	0:43,209	0:43,004
Lap 18	0:42,450	0:42,968	0:43,048	0:43,177	0:43,191	0:43,035	0:43,183	0:42,587	0:43,420	0:43,664	0:43,715	0:43,654







DEUTSCHE KART-MEISTERSCHAFT

Round 3: 12 - 14 / 07 / 2019

ERFTLANDRING KERPEN

DMSB




DMSB-RegNr.:168/19

R 17 DSKC (K22) Pre-Finale B

Fahrername Driver	Lagerstrom Linus	Uber Sebastian	Graf Adrian	Kindervater Robert	Bos Jeroen	Preibisch Marius
schnellste Runde in Runde	0:43,153 Rn. 13	0:43,140 Rn. 9	0:44,043 Rn. 7	0:42,498 Rn. 7	0:46,445 Rn. 1	0:45,473 Rn. 2
Speed	92,4 km/h	92,4 km/h	90,5 km/h	93,8 km/h	85,8 km/h	87,6 km/h
Lap 1	0:48,876	0:47,870	0:48,380	0:46,105	0:46,445	0:48,181
Lap 2	0:45,280	0:44,768	0:45,449	0:48,800	0:47,866	0:45,473
Lap 3	0:43,810	0:43,539	0:44,924	0:43,208		
Lap 4	0:44,184	0:45,954	0:44,207	0:43,777		
Lap 5	0:43,958	0:43,781	0:44,355	0:43,003		
Lap 6	0:43,367	0:44,116	0:44,185	0:43,349		
Lap 7	0:43,161	0:43,535	0:44,043	0:42,498		
Lap 8	0:43,796	0:44,074	0:45,008			
Lap 9	0:43,590	0:43,140	0:44,075			
Lap 10	0:43,388	0:43,252	0:44,048			
Lap 11	0:43,804	0:43,560	0:44,130			
Lap 12	0:43,281	0:43,245	0:44,196			
Lap 13	0:43,153	0:43,671	0:44,281			
Lap 14	0:43,161	0:43,294	0:44,119			
Lap 15	0:43,565	0:43,224	0:44,774			
Lap 16	0:43,441	0:43,165	0:44,214			
Lap 17	0:43,571	0:43,520	0:44,278			
Lap 18	0:43,611	0:43,698	0:44,618			




DEUTSCHE KART-MEISTERSCHAFT



Round 3: 12 - 14 / 07 / 2019




ERFTLANDRING KERPEN



DMSB-RegNr:168/19


R 17 DSKC (K22) Pre-Finale B

Ziel	Sektion 1		Sektion 2		Sektion 3		
Fahrername	Zeit	Fahrername	Zeit	Fahrername	Zeit	Fahrername	Zeit
1 397 Trefilovs, Davids	0:42,298	397 Trefilovs, Davids	0:09,435	314 Kindervater, Robert	0:18,779	397 Trefilovs, Davids	0:11,267
2 310 Tröger, Tim	0:42,409	310 Tröger, Tim	0:12,274	397 Trefilovs, Davids	0:18,794	310 Tröger, Tim	0:11,275
3 314 Kindervater, Robert	0:42,498	324 Fritsch, Valentino	0:12,313	310 Tröger, Tim	0:18,828	382 Risom, Valdemar	0:11,295
4 324 Fritsch, Valentino	0:42,668	328 Hofmann, Benedikt	0:12,317	324 Fritsch, Valentino	0:18,946	306 Walter, Andre	0:11,324
5 382 Risom, Valdemar	0:42,689	319 Elter, Marc	0:12,342	382 Risom, Valdemar	0:18,973	351 Kreutz, Patrick	0:11,325
6 328 Hofmann, Benedikt	0:42,772	382 Risom, Valdemar	0:12,347	389 Langenbacher, Marvin	0:18,975	312 Colakovic, Nermin	0:11,345
7 351 Kreutz, Patrick	0:42,785	314 Kindervater, Robert	0:12,362	390 Greif, Toni	0:18,984	390 Greif, Toni	0:11,346
8 389 Langenbacher, Marvin	0:42,794	306 Walter, Andre	0:12,371	351 Kreutz, Patrick	0:18,996	314 Kindervater, Robert	0:11,357
9 312 Colakovic, Nermin	0:42,834	312 Colakovic, Nermin	0:12,380	318 Walter, Luca	0:19,042	324 Fritsch, Valentino	0:11,368
10 390 Greif, Toni	0:42,881	389 Langenbacher, Marvin	0:12,397	312 Colakovic, Nermin	0:19,056	328 Hofmann, Benedikt	0:11,376
11 306 Walter, Andre	0:42,894	316 Uber, Sebastian	0:12,397	328 Hofmann, Benedikt	0:19,064	318 Walter, Luca	0:11,384
12 318 Walter, Luca	0:42,937	351 Kreutz, Patrick	0:12,399	306 Walter, Andre	0:19,066	345 Lagerstrom, Linus	0:11,396
13 319 Elter, Marc	0:42,941	390 Greif, Toni	0:12,399	319 Elter, Marc	0:19,086	389 Langenbacher, Marvin	0:11,401
14 316 Uber, Sebastian	0:43,140	345 Lagerstrom, Linus	0:12,452	345 Lagerstrom, Linus	0:19,137	316 Uber, Sebastian	0:11,402
15 345 Lagerstrom, Linus	0:43,153	318 Walter, Luca	0:12,456	316 Uber, Sebastian	0:19,204	319 Elter, Marc	0:11,409
16 358 Graf, Adrian	0:44,043	358 Graf, Adrian	0:12,775	358 Graf, Adrian	0:19,518	358 Graf, Adrian	0:11,614
17 387 Preibisch, Marius	0:45,473	330 Bos, Jeroen	0:12,781	387 Preibisch, Marius	0:19,996	330 Bos, Jeroen	0:11,697
18 330 Bos, Jeroen	0:46,445	387 Preibisch, Marius	0:13,680	330 Bos, Jeroen	0:19,999	387 Preibisch, Marius	0:11,797






Round 3: 12 - 14 / 07 / 2019

ERFTLANDRING KERPEN



DEUTSCHE KART-MEISTERSCHAFT







DMSB-RegNr:168/19

R 17 DSKC (K2) Pre-Finale B

Die schnellsten Zeiten

Ort	Nr. Fahrername	Zeit	Streckenl.	ø Speed
Ziel	397 Trefflows, Davids	0:42,298	1107 m	94,2 km/h
Sektion 1	397 Trefflows, Davids	0:09,435	329 m	125,5 km/h
Sektion 2	314 Kinderwiler, Robert	0:18,779	475 m	91,1 km/h
Sektion 3	397 Trefflows, Davids	0:11,267	303 m	96,8 km/h


	Smr.397 Trefflows, Davids DEU			Smr.324 Fritsch, Valentino DEU			Smr.389 Langenbacher, Marvin DEU			Smr.351 Kreuz, Patrick DEU			Smr.382 Risom, Valdemar DNK			
	SRP Racing Team			BIREL ART RACING KSW			RS-Motorsport			RS-Motorsport			RS Competition			
	theoretisch mögliche Bestzeit 0:39,496			theoretisch mögliche Bestzeit 0:42,627			theoretisch mögliche Bestzeit 0:42,773			theoretisch mögliche Bestzeit 0:42,720			theoretisch mögliche Bestzeit 0:42,615			
best	Ziel	Sektion 1	Sektion 2	Sektion 3	Ziel	Sektion 1	Sektion 2	Sektion 3	Ziel	Sektion 1	Sektion 2	Sektion 3	Ziel	Sektion 1	Sektion 2	Sektion 3
Runde 1	0:45,663	0:09,435	0:19,505	0:16,723	0:46,232	0:14,530	0:19,863	0:11,839	0:47,226	0:15,206	0:19,968	0:12,052	0:47,799	0:15,696	0:20,068	0:12,035
Runde 2	0:43,465	0:12,697	0:19,359	0:11,409	0:43,791	0:12,930	0:19,294	0:11,567	0:43,793	0:12,758	0:19,476	0:11,559	0:44,074	0:12,891	0:19,638	0:11,545
Runde 3	0:43,451	0:12,545	0:19,400	0:11,506	0:43,566	0:12,529	0:19,525	0:11,512	0:43,597	0:12,604	0:19,437	0:11,556	0:43,239	0:12,599	0:19,228	0:11,412
Runde 4	0:43,146	0:12,559	0:19,181	0:11,406	0:43,295	0:12,641	0:19,173	0:11,481	0:43,136	0:12,512	0:19,137	0:11,487	0:42,889	0:12,445	0:19,072	0:11,372
Runde 5	0:42,805	0:12,340	0:19,152	0:11,313	0:42,895	0:12,404	0:19,068	0:11,423	0:43,320	0:12,512	0:19,250	0:11,558	0:43,304	0:12,502	0:19,254	0:11,548
Runde 6	0:42,756	0:12,358	0:19,053	0:11,345	0:42,938	0:12,399	0:19,128	0:11,411	0:43,079	0:12,465	0:19,150	0:11,464	0:43,220	0:12,776	0:19,086	0:11,358
Runde 7	0:42,560	0:12,319	0:18,962	0:11,279	0:42,907	0:12,389	0:19,107	0:11,411	0:43,041	0:12,481	0:19,094	0:11,466	0:42,960	0:12,415	0:19,114	0:11,431
Runde 8	0:42,633	0:12,316	0:19,031	0:11,286	0:42,668	0:12,325	0:18,946	0:11,397	0:43,040	0:12,490	0:19,099	0:11,451	0:42,924	0:12,539	0:19,172	0:11,393
Runde 9	0:42,749	0:12,290	0:19,062	0:11,397	0:43,029	0:12,379	0:19,103	0:11,547	0:42,963	0:12,431	0:19,106	0:11,426	0:42,913	0:12,411	0:19,083	0:11,419
Runde 10	0:42,469	0:12,317	0:18,855	0:11,297	0:42,811	0:12,358	0:19,042	0:11,411	0:42,794	0:12,410	0:18,976	0:11,408	0:42,923	0:12,503	0:19,051	0:11,369
Runde 11	0:42,453	0:12,248	0:18,885	0:11,320	0:42,811	0:12,356	0:19,087	0:11,368	0:42,917	0:12,466	0:18,975	0:11,476	0:42,785	0:12,399	0:19,061	0:11,325
Runde 12	0:42,328	0:12,225	0:18,836	0:11,267	0:42,740	0:12,313	0:19,009	0:11,418	0:42,824	0:12,397	0:18,977	0:11,450	0:42,833	0:12,402	0:19,078	0:11,353
Runde 13	0:42,514	0:12,331	0:18,894	0:11,289	0:42,813	0:12,376	0:18,972	0:11,465	0:42,917	0:12,441	0:19,063	0:11,413	0:42,915	0:12,467	0:19,026	0:11,422
Runde 14	0:42,298	0:12,190	0:18,794	0:11,314	0:42,733	0:12,335	0:19,009	0:11,389	0:42,828	0:12,397	0:19,030	0:11,401	0:42,854	0:12,407	0:18,996	0:11,451
Runde 15	0:42,491	0:12,339	0:18,873	0:11,279	0:42,845	0:12,411	0:18,979	0:11,455	0:42,848	0:12,400	0:19,022	0:11,426	0:42,916	0:12,423	0:19,064	0:11,429
Runde 16	0:42,555	0:12,269	0:18,924	0:11,362	0:42,927	0:12,381	0:19,057	0:11,489	0:42,951	0:12,419	0:19,045	0:11,487	0:42,868	0:12,401	0:19,061	0:11,406
Runde 17	0:42,443	0:12,268	0:18,884	0:11,291	0:43,012	0:12,420	0:19,111	0:11,481	0:43,084	0:12,503	0:19,097	0:11,484	0:43,067	0:12,538	0:19,133	0:11,396
Runde 18	0:42,450	0:12,237	0:18,908	0:11,305	0:42,968	0:12,371	0:19,121	0:11,476	0:43,048	0:12,483	0:19,078	0:11,487	0:43,177	0:12,572	0:19,203	0:11,402

DEUTSCHE KART-MEISTERSCHAFT

Round 3: 12 - 14 / 07 / 2019

ERFTLANDRING KERPEN







DMSB-RegNr:168/19

R 17 DSKC (K2) Pre-Finale B

Die schnellsten Zeiten

Ort	Nr. Fahrername	Streckentl.	Zeit	Ø Speed
Ziel	397 Trefflows, Davids	1107 m	0:42,298	94,2 km/h
Sektion 1	397 Trefflows, Davids	329 m	0:09,435	125,5 km/h
Sektion 2	314 Kinderater, Robert	475 m	0:18,779	91,1 km/h
Sektion 3	397 Trefflows, Davids	303 m	0:11,267	96,8 km/h




	Smr.312 Colakovic, Nermin DEU Solgat Motorsport			Smr.310 Träger, Tim DEU Mach1 Motorsport			Smr.319 Elter, Marc DEU CRG Holland			Smr.318 Walter, Luca DEU Luca Walter						
	theoretisch mögliche Bestzeit	Ziel	Sektion 3	theoretisch mögliche Bestzeit	Ziel	Sektion 3	theoretisch mögliche Bestzeit	Ziel	Sektion 3	theoretisch mögliche Bestzeit	Ziel	Sektion 3				
best	0:42,834	0:12,380	0:19,056	0:42,781	0:11,345	0:18,984	0:42,729	0:11,346	0:18,828	0:11,275	0:42,941	0:11,409	0:42,937	0:12,456	0:19,042	0:11,384
Runde 1	0:46,222	0:14,477	0:19,868	0:11,877	0:47,631	0:15,547	0:20,143	0:11,941	0:46,248	0:14,505	0:19,956	0:11,787	0:48,287	0:15,905	0:20,518	0:11,864
Runde 2	0:44,114	0:12,790	0:19,663	0:11,661	0:44,254	0:12,963	0:19,620	0:11,671	0:51,073	0:13,163	0:26,208	0:11,702	0:44,618	0:13,108	0:19,588	0:11,922
Runde 3	0:44,072	0:12,814	0:19,698	0:11,560	0:43,685	0:12,652	0:19,409	0:11,624	0:43,459	0:12,818	0:19,249	0:11,392	0:43,792	0:12,952	0:19,300	0:11,540
Runde 4	0:43,702	0:12,768	0:19,419	0:11,515	0:44,095	0:13,136	0:19,400	0:11,559	0:43,553	0:12,522	0:19,296	0:11,735	0:43,596	0:12,520	0:19,597	0:11,479
Runde 5	0:43,448	0:12,616	0:19,291	0:11,541	0:43,336	0:12,471	0:19,152	0:11,713	0:43,062	0:12,618	0:19,094	0:11,350	0:43,189	0:12,480	0:19,163	0:11,546
Runde 6	0:44,335	0:13,561	0:19,289	0:11,485	0:43,279	0:12,699	0:19,172	0:11,408	0:43,546	0:12,841	0:19,313	0:11,392	0:43,248	0:12,596	0:19,209	0:11,443
Runde 7	0:43,095	0:12,509	0:19,147	0:11,439	0:43,110	0:12,700	0:19,064	0:11,346	0:43,149	0:12,677	0:19,021	0:11,451	0:42,941	0:12,446	0:19,086	0:11,409
Runde 8	0:43,296	0:12,598	0:19,150	0:11,548	0:42,964	0:12,461	0:19,053	0:11,450	0:43,560	0:12,847	0:19,374	0:11,339	0:43,170	0:12,447	0:19,262	0:11,461
Runde 9	0:42,956	0:12,380	0:19,079	0:11,497	0:42,884	0:12,515	0:18,984	0:11,385	0:42,490	0:12,372	0:18,828	0:11,290	0:43,131	0:12,342	0:19,146	0:11,643
Runde 10	0:42,932	0:12,476	0:19,076	0:11,380	0:43,001	0:12,419	0:19,130	0:11,452	0:42,512	0:12,294	0:18,939	0:11,279	0:43,048	0:12,444	0:19,168	0:11,436
Runde 11	0:42,834	0:12,402	0:19,056	0:11,376	0:43,090	0:12,441	0:19,210	0:11,439	0:42,725	0:12,327	0:19,123	0:11,275	0:43,106	0:12,398	0:19,205	0:11,503
Runde 12	0:42,894	0:12,392	0:19,119	0:11,383	0:42,990	0:12,399	0:19,158	0:11,433	0:42,723	0:12,361	0:18,935	0:11,427	0:43,351	0:12,394	0:19,353	0:11,604
Runde 13	0:43,139	0:12,528	0:19,219	0:11,392	0:42,881	0:12,429	0:19,062	0:11,390	0:42,552	0:12,338	0:18,929	0:11,285	0:43,139	0:12,422	0:19,183	0:11,534
Runde 14	0:43,101	0:12,447	0:19,235	0:11,419	0:43,018	0:12,478	0:19,086	0:11,454	0:42,409	0:12,274	0:18,842	0:11,293	0:43,154	0:12,508	0:19,194	0:11,452
Runde 15	0:42,941	0:12,463	0:19,133	0:11,345	0:42,963	0:12,437	0:19,070	0:11,456	0:42,862	0:12,332	0:19,054	0:11,476	0:43,630	0:12,391	0:19,160	0:12,079
Runde 16	0:42,988	0:12,420	0:19,158	0:11,410	0:43,058	0:12,426	0:19,166	0:11,466	0:42,832	0:12,617	0:18,916	0:11,299	0:43,127	0:12,428	0:19,244	0:11,455
Runde 17	0:43,056	0:12,463	0:19,200	0:11,393	0:43,097	0:12,472	0:19,111	0:11,514	0:42,544	0:12,350	0:18,896	0:11,298	0:43,209	0:12,579	0:19,181	0:11,449
Runde 18	0:43,035	0:12,404	0:19,142	0:11,489	0:43,183	0:12,550	0:19,133	0:11,500	0:42,587	0:12,404	0:18,896	0:11,287	0:43,420	0:12,463	0:19,411	0:11,546

DEUTSCHE KART-MEISTERSCHAFT

Round 3: 12 - 14 / 07 / 2019

ERFTLANDRING KERPEN




DMSB-RegNr:168/19

R 17 DSKC (K2) Pre-Finale B

Die schnellsten Zeiten

Ort	Nr. Fahrername	Zeit	Streckenl.	Ø Speed
Ziel	397 Trefflows, Davids	0:42,298	1107 m	94,2 km/h
Sektion 1	397 Trefflows, Davids	0:09,435	329 m	125,5 km/h
Sektion 2	314 Kinderwiler, Robert	0:18,779	475 m	91,1 km/h
Sektion 3	397 Trefflows, Davids	0:11,267	303 m	96,8 km/h



	Smr.306 Walter, Andre DEU Solgat Motorsport			Smr.328 Hofmann, Benedikt DEU BIREL ART RACING KSW			Smr.345 Lagerstrom, Linus SWE Linus Lagerstrom			Smr.316 Uber, Sebastian DEU RS-Motorsport			Smr.358 Graf, Adrian DEU Solgat Motorsport					
	theoretisch mögliche Bestzeit	Ziel	Sektion	theoretisch mögliche Bestzeit	Ziel	Sektion	theoretisch mögliche Bestzeit	Ziel	Sektion	theoretisch mögliche Bestzeit	Ziel	Sektion	theoretisch mögliche Bestzeit	Ziel	Sektion			
best	0:42,894	0:12,371	0:19,066	0:12,317	0:19,064	0:11,376	0:43,153	0:12,452	0:19,137	0:11,396	0:43,140	0:12,397	0:19,204	0:11,402	0:44,043	0:12,775	0:19,518	0:11,614
Runde 1	0:48,497	0:15,635	0:20,841	0:15,889	0:20,345	0:11,783	0:48,876	0:16,194	0:20,620	0:12,062	0:47,870	0:15,724	0:20,313	0:11,833	0:44,380	0:15,837	0:20,521	0:12,022
Runde 2	0:45,098	0:13,412	0:19,939	0:12,994	0:19,581	0:11,614	0:45,280	0:13,181	0:20,359	0:11,740	0:44,768	0:13,399	0:19,792	0:11,577	0:45,449	0:13,258	0:20,395	0:11,796
Runde 3	0:44,260	0:13,148	0:19,463	0:12,631	0:19,305	0:11,523	0:43,810	0:12,745	0:19,555	0:11,510	0:43,539	0:12,645	0:19,404	0:11,490	0:44,924	0:13,096	0:19,849	0:11,979
Runde 4	0:43,629	0:12,631	0:19,455	0:12,847	0:19,416	0:11,524	0:44,184	0:12,582	0:19,681	0:11,921	0:45,954	0:13,026	0:21,100	0:11,828	0:44,207	0:12,912	0:19,544	0:11,751
Runde 5	0:43,662	0:12,766	0:19,263	0:12,493	0:19,249	0:11,662	0:43,958	0:13,016	0:19,376	0:11,566	0:43,781	0:12,766	0:19,393	0:11,622	0:44,355	0:12,999	0:19,609	0:11,747
Runde 6	0:43,077	0:12,547	0:19,206	0:12,645	0:19,091	0:11,397	0:43,367	0:12,752	0:19,199	0:11,416	0:44,116	0:13,331	0:19,370	0:11,415	0:44,185	0:12,868	0:19,651	0:11,666
Runde 7	0:43,156	0:12,512	0:19,066	0:12,317	0:19,064	0:11,391	0:43,161	0:12,530	0:19,175	0:11,456	0:43,535	0:12,879	0:19,254	0:11,402	0:44,043	0:12,802	0:19,627	0:11,614
Runde 8	0:43,105	0:12,548	0:19,181	0:12,166	0:19,860	0:11,432	0:43,796	0:13,000	0:19,346	0:11,450	0:44,074	0:12,648	0:19,951	0:11,475	0:45,008	0:13,368	0:19,900	0:11,740
Runde 9	0:42,990	0:12,451	0:19,135	0:12,461	0:19,106	0:11,637	0:43,590	0:12,749	0:19,341	0:11,500	0:43,140	0:12,444	0:19,245	0:11,451	0:44,075	0:12,837	0:19,565	0:11,673
Runde 10	0:43,129	0:12,451	0:19,268	0:12,584	0:19,224	0:11,524	0:43,388	0:12,715	0:19,253	0:11,420	0:43,252	0:12,449	0:19,276	0:11,527	0:44,048	0:12,793	0:19,518	0:11,737
Runde 11	0:43,261	0:12,480	0:19,381	0:12,442	0:19,098	0:11,459	0:43,804	0:13,000	0:19,231	0:11,573	0:43,560	0:12,664	0:19,388	0:11,508	0:44,130	0:12,847	0:19,576	0:11,707
Runde 12	0:42,894	0:12,388	0:19,071	0:12,434	0:19,146	0:11,539	0:43,281	0:12,539	0:19,216	0:11,526	0:43,245	0:12,471	0:19,275	0:11,499	0:44,196	0:12,775	0:19,719	0:11,702
Runde 13	0:43,140	0:12,570	0:19,161	0:12,453	0:19,171	0:11,376	0:43,153	0:12,467	0:19,290	0:11,396	0:43,671	0:12,547	0:19,266	0:11,858	0:44,281	0:12,942	0:19,642	0:11,697
Runde 14	0:43,125	0:12,483	0:19,282	0:12,727	0:19,125	0:11,377	0:43,161	0:12,452	0:19,137	0:11,572	0:43,294	0:12,557	0:19,204	0:11,533	0:44,119	0:12,855	0:19,549	0:11,715
Runde 15	0:43,017	0:12,371	0:19,187	0:12,434	0:19,245	0:11,506	0:43,565	0:12,497	0:19,560	0:11,508	0:43,224	0:12,397	0:19,343	0:11,484	0:44,774	0:12,955	0:19,993	0:11,826
Runde 16	0:42,986	0:12,404	0:19,133	0:12,419	0:19,157	0:11,451	0:43,441	0:12,615	0:19,325	0:11,501	0:43,165	0:12,438	0:19,225	0:11,502	0:44,214	0:12,870	0:19,591	0:11,753
Runde 17	0:43,209	0:12,501	0:19,288	0:12,428	0:19,178	0:11,398	0:43,571	0:12,588	0:19,368	0:11,615	0:43,520	0:12,628	0:19,230	0:11,662	0:44,278	0:12,834	0:19,646	0:11,798
Runde 18	0:43,715	0:12,762	0:19,356	0:12,491	0:19,445	0:11,718	0:43,611	0:12,738	0:19,399	0:11,474	0:43,698	0:12,692	0:19,504	0:11,502	0:44,618	0:12,920	0:19,709	0:11,989

DEUTSCHE KART-MEISTERSCHAFT

Round 3: 12 - 14 / 07 / 2019

ERFTLANDRING KERPEN

DMSB

DMSB-RegNr:168/19

R 17 DSKC (KZ2) Pre-Finale B

Die schnellsten Zeiten

Ort	Nr. Fahrername	Zeit	Streckenl.	Ø Speed
Ziel	397 Trefflows, Davids	0:42,298	1107 m	94,2 km/h
Sektion 1	397 Trefflows, Davids	0:09,435	329 m	125,5 km/h
Sektion 2	314 Kindervater, Robert	0:18,779	475 m	91,1 km/h
Sektion 3	397 Trefflows, Davids	0:11,267	303 m	96,8 km/h

	Smr.314 Kindervater, Robert DEU BIREL ART RACING KSW	Smr.330 Bos, Jeroen MLD CRG Holland	Smr.387 Preibisch, Marius DEU Bamberger Karttracing	
best	theoretisch mögliche Bestzeit 0:42,498 Ziel Sektion 1 Sektion 2 Sektion 3 0:42,498 0:12,362 0:18,779 0:11,357	theoretisch mögliche Bestzeit 0:44,477 Ziel Sektion 1 Sektion 2 Sektion 3 0:46,445 0:12,781 0:19,999 0:11,697	theoretisch mögliche Bestzeit 0:45,473 Ziel Sektion 1 Sektion 2 Sektion 3 0:45,473 0:13,680 0:19,996 0:11,797	Ziel Sektion 1 Sektion 2 Sektion 3
Runde 1	0:46,105 0:13,967 0:19,609 0:12,529	0:46,445 0:14,613 0:19,999 0:11,833	0:48,181 0:15,258 0:20,915 0:12,008	
Runde 2	0:48,800 0:17,428 0:19,559 0:11,813	0:47,866 0:12,781 0:23,388 0:11,697	0:45,473 0:13,680 0:19,996 0:11,797	
Runde 3	0:43,208 0:12,669 0:19,104 0:11,435			
Runde 4	0:43,777 0:12,681 0:19,674 0:11,422			
Runde 5	0:43,003 0:12,398 0:18,980 0:11,625			
Runde 6	0:43,349 0:12,972 0:18,934 0:11,443			
Runde 7	0:42,498 0:12,362 0:18,779 0:11,357			
Runde 8				

R 16 DSKC (KZ2) Pre-Finale A

Strecke / track: 1107m

fastest Lap Senna VAN WALSTIJN at: 0:42,367

started: 18 classified: 18 not classified: 0 not started: 1

Pos	Str. Nr.	Fahrer / Driver	Nation	Bewerber / Sponsor	Nation	Lizenz / Lizenz	Qualifikation	Points	Chassis / Motor / Reifen	Runden Laps	Gesamtzeit / Differenz	Abstand / Gap	beste Runde / best Lap	in R. / in L.	Ø Geschw. / Ø Speed
1	381	VAN WALSTIJN, Senna	NLD	SP Motorsport	NLD	35961 47253	Pos 1 R x Finale	15	Kart Republic / TM / Vega	18	12:55,184		0:42,367	9	92,5 km/h 94,1 km/h
2	329	VILLAGOMEZ, Rafael	MEX	BIREL ART RACING KSW	AUT	0525 BK102	Pos 3 R x Finale	12	Birel Art / TM / Vega	18	13:04,680 0:09,496	0:09,496	0:42,832	8	91,4 km/h 93 km/h
3	333	KAPETANIDIS, Konstantin	DEU	CPB SPORT	FRA	IKC1176576 232241	Pos 5 R x Finale	10	SODI / TM / Vega	18	13:04,832 0:09,648	0:00,152	0:42,555	7	91,4 km/h 93,6 km/h
4	352	HUETING, Brio	NLD	SRP Racing Team	DEU	46098 KBF1156791	Pos 7 R x Finale	9	Maranello / TM / Vega	18	13:05,831 0:10,647	0:00,999	0:42,868	11	91,3 km/h 93 km/h
5	398	FETZER, Dennis	DEU	SRP Racing Team	DEU	IKC1157082 KBF1156791	Pos 9 R x Finale	8	Maranello / TM / Vega	18	13:06,040 0:10,856	0:00,209	0:42,901	8	91,3 km/h 92,9 km/h
6	335	BEYERLEIN, Patrick	DEU	BEYMO-Kartracing	DEU	IKC1041625 KBF1160795	Pos 11 R x Finale	7	CRG / TM / Vega	18	13:06,400 0:11,216	0:00,360	0:42,811	12	91,2 km/h 93,1 km/h
7	307	HIMMELS, Yannik	DEU	Valier Motorsport	DEU	IKC1147857 KBF1063735	Pos 13 R x Finale	6	SODI / TM / Vega	18	13:06,618 0:11,634	0:00,418	0:42,910	10	91,2 km/h 92,9 km/h
8	323	STUMPF, Stephen	DEU	Solgat Motorsport	DEU	IKC1106930 KBF1079882	Pos 15 R x Finale	5	Birel Art / TM / Vega	18	13:07,995 0:12,811	0:01,177	0:42,917	15	91 km/h 92,9 km/h
9	383	POTMAN, Mark	NLD	CRG Holland	NLD	30972 15521	Pos 17 R x Finale	4	CRG / TM / Vega	18	13:09,128 0:13,944	0:01,133	0:42,870	11	90,9 km/h 93 km/h
10	317	DRESEN, Andreas	DEU	SRP Racing Team	DEU	IKC1116375 KBF1156791	Pos 19 R x Finale	3	Maranello / TM / Vega	18	13:10,247 0:15,063	0:01,119	0:42,682	9	90,8 km/h 93,4 km/h
11	332	BEDNAR, Jan	CZE	GREGOR KART S.R.O.	CZE	19AS0152 338	Pos 21 R x Finale	2	CRG / TM / Vega	18	13:13,189 0:18,005	0:02,942	0:43,152	8	90,4 km/h 92,4 km/h
12	363	STEIGERWALD, Noah	DEU	Bamberger Kartracing	DEU	IKB1174750 KBF1197896	Pos 23 R x Finale	*	Luxor / TM / Vega	18	13:14,701 0:19,517	0:01,512	0:43,149	10	90,3 km/h 92,4 km/h
13	322	FREDRIKSSON, Lucas	SWE	JP RACING	SWE	20010829007 105	Pos 25 R x Finale	1	Exprit / Vortex / Vega	18	13:17,961 0:22,777	0:03,260	0:43,339	10	89,9 km/h 92 km/h
14	308	LOPEZ, Marc	ESP	CRG Keijzer racing	NLD	0014 esp 28613	Pos 27 R x Finale	0	CRG / TM / Vega	18	13:18,355 0:23,171	0:00,394	0:43,330	10	89,9 km/h 92 km/h
15	327	JONSSON, Lukas	SWE	JP RACING	SWE	20000901795 105	Pos 29 R x Finale	0	Exprit / Vortex / Vega	18	13:24,149 0:28,965	0:05,794	0:43,789	5	89,2 km/h 91 km/h
16	365	VLADIC, Lukas Milos	DEU	Bamberger Kartracing	DEU	IKC1191160 KBF1197896	Pos 31 R x Finale	*	Luxor / TM / Vega	18	13:33,856 0:38,672	0:09,707	0:43,525	7	88,1 km/h 91,6 km/h
17	334	CLEVERT, Lauren-Alexander	DEU	Kartshop Amfling	DEU	TKC1173645 KBF1108764	Pos 33 R x Finale	0	Tony Kart / TM / Vega	9	6:39,082 9 R	9 R	0:42,881	7	89,9 km/h 92,9 km/h
18	394	LEIBMANN, Daniel	DEU	Bamberger Kartracing	DEU	IKB1043835 KBF1197896		0	Lenzokart / LKE / Vega	0	0:05,411 18 R	9 R			
the following drivers did not start.															
DNS	331	SCHRÖDER, Tim	DEU	Mach1 Motorsport	DEU	IKB1079850 KBF1005514			Mach1 / TM / Vega	DNS					

Rennleitung: Volker Ehekircher Racedirektor: Horst Seidel

Sportkommissare: Yasin Özer / Tobias Amann / Peter Brings / Florian Koziol

Techn. Kommissare: Hans-Jürgen Dangers / M. Grasshoff / C. Schmidt / J. Lawinger / D. Pietzko / H.-W. Schäfer / K.L. Rusczyński / A. Sengpiel

Zeitnahme: KART-DATA timing service Franz Schieszler / Manuela Hintner

Zeitnahme / timekeeping

control *Schieszler*
Franz Schieszler

freigegeben: 10:54:07






DEUTSCHE KART-MEISTERSCHAFT

Round 3: 12 - 14 / 07 / 2019

ERFTLANDRING KERPEN





DMSB



DMSB-RegNr.:168/19

R 16 DSKC (KZ2) Pre-Finale A

Fahrername Driver	Van Waalstijn Senna	Villagomez Rafael	Kapetanidis Konstantin	Huefing Brio	Fetzer Dennis	Beyerlein Patrick	Himmels Yannik	Stumpf Stephen	Potman Mark	Dresen Andreas	Bednar Jan	Steigerwald Noah
schleunigste Runde	0:42,367 Rn. 9	0:42,832 Rn. 8	0:42,555 Rn. 7	0:42,868 Rn. 11	0:42,901 Rn. 8	0:42,811 Rn. 12	0:42,910 Rn. 10	0:42,917 Rn. 15	0:42,870 Rn. 11	0:42,682 Rn. 9	0:43,152 Rn. 8	0:43,149 Rn. 10
Speed	94,1 km/h	93,0 km/h	93,6 km/h	93,0 km/h	92,9 km/h	93,1 km/h	92,9 km/h	92,9 km/h	93,0 km/h	93,4 km/h	92,4 km/h	92,4 km/h
Lap 1	0:47,261	0:47,034	0:48,352	0:47,121	0:47,217	0:48,045	0:47,430	0:48,491	0:48,551	0:48,540	0:48,653	0:49,280
Lap 2	0:43,752	0:43,701	0:43,920	0:43,944	0:43,990	0:44,274	0:43,900	0:44,761	0:44,765	0:44,672	0:44,546	0:44,628
Lap 3	0:43,324	0:43,357	0:43,462	0:43,454	0:43,404	0:43,581	0:43,516	0:43,732	0:44,095	0:44,033	0:44,280	0:44,104
Lap 4	0:43,006	0:43,453	0:42,810	0:43,321	0:43,395	0:43,448	0:43,355	0:43,437	0:43,361	0:43,931	0:43,342	0:43,851
Lap 5	0:42,912	0:43,281	0:43,140	0:42,937	0:43,443	0:42,995	0:43,037	0:43,280	0:43,237	0:43,420	0:43,214	0:43,562
Lap 6	0:42,700	0:43,032	0:43,086	0:43,024	0:43,153	0:42,996	0:43,079	0:43,198	0:43,224	0:43,452	0:43,419	0:43,382
Lap 7	0:42,442	0:42,999	0:42,555	0:43,018	0:43,297	0:43,002	0:43,102	0:43,058	0:43,009	0:43,128	0:43,517	0:43,180
Lap 8	0:42,468	0:42,832	0:43,132	0:42,886	0:42,901	0:42,978	0:43,298	0:43,004	0:42,948	0:43,418	0:43,152	0:44,364
Lap 9	0:42,367	0:43,510	0:42,656	0:42,895	0:43,413	0:43,262	0:43,705	0:42,972	0:43,021	0:42,682	0:43,265	0:43,378
Lap 10	0:42,503	0:42,855	0:42,591	0:43,295	0:42,967	0:42,968	0:42,910	0:43,209	0:43,013	0:43,266	0:43,246	0:43,149
Lap 11	0:42,435	0:42,928	0:42,600	0:42,868	0:42,993	0:42,867	0:43,045	0:42,937	0:42,870	0:42,788	0:43,438	0:43,567
Lap 12	0:42,737	0:43,302	0:43,268	0:42,914	0:43,195	0:42,811	0:43,214	0:42,991	0:42,996	0:43,074	0:43,418	0:43,308
Lap 13	0:42,610	0:43,085	0:43,077	0:42,939	0:43,130	0:42,922	0:43,158	0:43,632	0:43,232	0:43,569	0:43,610	0:43,327
Lap 14	0:42,655	0:43,170	0:43,171	0:43,064	0:43,002	0:43,042	0:43,410	0:43,149	0:43,169	0:43,554	0:44,198	0:43,441
Lap 15	0:42,446	0:43,145	0:43,092	0:43,264	0:42,935	0:43,109	0:43,118	0:42,917	0:43,023	0:42,866	0:43,388	0:43,519
Lap 16	0:42,628	0:43,675	0:44,156	0:44,329	0:43,420	0:43,270	0:43,241	0:43,171	0:43,334	0:42,821	0:43,497	0:43,405
Lap 17	0:42,555	0:43,282	0:42,873	0:43,185	0:43,070	0:43,215	0:43,978	0:43,071	0:43,285	0:42,752	0:43,550	0:43,350
Lap 18	0:42,372	0:43,349	0:43,363	0:43,507	0:43,548	0:43,257	0:43,185	0:43,189	0:43,580	0:43,011	0:43,437	0:43,604







DEUTSCHE KART-MEISTERSCHAFT

Round 3: 12 - 14 / 07 / 2019

ERFTLANDRING KERPEN

DMSB




DMSB-RegNr.:168/19


R 16 DSKC (KZ2) Pre-Finale A

Fahrername Driver	Fredriksson Lucas	Lopez Marc	Jonsson Lukas	Vladic Lukas Milos	Lauren- Alexander	Leibmann Daniel
schnellste Runde in Runde	0:43,339 Rn. 10	0:43,330 Rn. 10	0:43,789 Rn. 5	0:43,525 Rn. 7	0:42,881 Rn. 7	
Speed	92,0 km/h	92,0 km/h	91,0 km/h	91,6 km/h	92,9 km/h	
Lap 1	0:47,976	0:48,765	0:48,807	0:46,274	0:48,127	
Lap 2	0:44,653	0:44,626	0:44,859	0:44,676	0:44,063	
Lap 3	0:43,763	0:44,212	0:44,576	0:44,308	0:44,469	
Lap 4	0:43,602	0:43,604	0:44,042	0:43,867	0:43,190	
Lap 5	0:43,667	0:43,824	0:43,789	0:44,029	0:42,949	
Lap 6	0:43,770	0:44,268	0:44,042	0:44,180	0:43,079	
Lap 7	0:43,775	0:43,669	0:43,805	0:43,525	0:42,881	
Lap 8	0:43,828	0:43,980	0:43,942	0:43,692	0:43,125	
Lap 9	0:43,684	0:43,559	0:43,824	0:43,556	0:43,807	
Lap 10	0:43,339	0:43,330	0:43,989	0:43,633		
Lap 11	0:43,526	0:43,679	0:44,293	0:44,076		
Lap 12	0:44,236	0:44,267	0:43,982	0:43,676		
Lap 13	0:43,549	0:44,088	0:44,023	0:43,560		
Lap 14	0:43,628	0:43,617	0:44,313	0:43,601		
Lap 15	0:43,537	0:43,508	0:44,279	0:43,704		
Lap 16	0:43,771	0:43,776	0:44,097	0:43,648		
Lap 17	0:43,448	0:43,483	0:44,033	0:43,794		
Lap 18	0:43,619	0:43,598	0:44,002	0:44,264		





DEUTSCHE KART-MEISTERSCHAFT



Round 3: 12 - 14 / 07 / 2019





ERFTLANDRING KERPEN



DMSB-RegNr:168/19

R 16 DSKC (KZ2) Pre-Finale A


Ziel	Sektion 1		Sektion 2		Sektion 3		
Fahrername	Zeit	Fahrername	Zeit	Fahrername	Zeit	Fahrername	Zeit
1 381 Van Walsstijn,Senna	0:42,367	381 Van Walsstijn,Senna	0:12,167	381 Van Walsstijn,Senna	0:18,772	381 Van Walsstijn,Senna	0:11,215
2 333 Kapetanidis,Konstantin	0:42,555	333 Kapetanidis,Konstantin	0:12,276	333 Kapetanidis,Konstantin	0:18,843	317 Dresen,Andreas	0:11,331
3 317 Dresen,Andreas	0:42,682	334 Clevert,Lauren-Alexandre	0:12,310	317 Dresen,Andreas	0:18,945	333 Kapetanidis,Konstantin	0:11,338
4 335 Beyerlein,Patrick	0:42,811	317 Dresen,Andreas	0:12,321	335 Beyerlein,Patrick	0:18,951	334 Clevert,Lauren-Alexandre	0:11,372
5 329 Villagomez,Rafael	0:42,832	335 Beyerlein,Patrick	0:12,323	352 Huefing,Brio	0:18,983	329 Villagomez,Rafael	0:11,383
6 352 Huefing,Brio	0:42,868	383 Potman,Mark	0:12,327	329 Villagomez,Rafael	0:18,985	352 Huefing,Brio	0:11,389
7 383 Potman,Mark	0:42,870	398 Fetzer,Dennis	0:12,343	398 Fetzer,Dennis	0:18,999	398 Fetzer,Dennis	0:11,390
8 334 Clevert,Lauren-Alexandre	0:42,881	329 Villagomez,Rafael	0:12,348	307 Himmels,Yannik	0:19,002	323 Stumpf,Stephen	0:11,399
9 398 Fetzer,Dennis	0:42,901	352 Huefing,Brio	0:12,358	383 Potman,Mark	0:19,017	335 Beyerlein,Patrick	0:11,413
10 307 Himmels,Yannik	0:42,910	323 Stumpf,Stephen	0:12,365	323 Stumpf,Stephen	0:19,040	307 Himmels,Yannik	0:11,415
11 323 Stumpf,Stephen	0:42,917	363 Steigerwald,Noah	0:12,407	322 Fredriksson,Lucas	0:19,167	363 Steigerwald,Noah	0:11,427
12 363 Steigerwald,Noah	0:43,149	308 Lopez,Marc	0:12,437	308 Lopez,Marc	0:19,167	332 Bednar,Jan	0:11,428
13 332 Bednar,Jan	0:43,152	307 Himmels,Yannik	0:12,458	334 Clevert,Lauren-Alexandre	0:19,173	383 Potman,Mark	0:11,438
14 308 Lopez,Marc	0:43,330	365 Vladic,Lukas Milos	0:12,483	332 Bednar,Jan	0:19,189	365 Vladic,Lukas Milos	0:11,500
15 322 Fredriksson,Lucas	0:43,339	322 Fredriksson,Lucas	0:12,487	363 Steigerwald,Noah	0:19,212	322 Fredriksson,Lucas	0:11,516
16 365 Vladic,Lukas Milos	0:43,525	332 Bednar,Jan	0:12,506	327 Jonsson,Lukas	0:19,265	308 Lopez,Marc	0:11,585
17 327 Jonsson,Lukas	0:43,789	327 Jonsson,Lukas	0:12,616	365 Vladic,Lukas Milos	0:19,280	327 Jonsson,Lukas	0:11,732
18 394 Leibmann,Daniel		394 Leibmann,Daniel	0:14,994	394 Leibmann,Daniel		394 Leibmann,Daniel	

DEUTSCHE KART-MEISTERSCHAFT

Round 3: 12 - 14 / 07 / 2019

ERFTLANDRING KERPEN









DMSB-RegNr:168/19

R 16 DSKC (KZ2) Pre-Finale A

Die schnellsten Zeiten

Ort	Nr. Fahrername	Zeit	Streckenl.	Ø Speed
Ziel	381 Van Walstijn,Senna	0:42,367	1107 m	94,1 km/h
Sektion 1	381 Van Walstijn,Senna	0:12,167	329 m	97,3 km/h
Sektion 2	381 Van Walstijn,Senna	0:18,772	475 m	91,1 km/h
Sektion 3	381 Van Walstijn,Senna	0:11,215	303 m	97,3 km/h

	Smr.381 Van Walstijn,Senna NLD SP Motorsport		Smr.329 Villegomez,Rafael MEX BIREL ART RACING KSW		Smr.333 Kapetanidis,Konstantin DEU CPB SPORT		Smr.352 Huetting,Brio NLD SRP Racing Team		Smr.398 Feitzer,Dennis DEU SRP Racing Team							
	theoretisch mögliche Bestzeit	Ziel	theoretisch mögliche Bestzeit	Ziel	theoretisch mögliche Bestzeit	Ziel	theoretisch mögliche Bestzeit	Ziel	theoretisch mögliche Bestzeit	Ziel						
best	0:42,367	0:12,167	0:18,772	0:11,215	0:42,832	0:12,348	0:18,985	0:11,383	0:42,868	0:12,358	0:18,983	0:11,389	0:42,901	0:12,343	0:18,999	0:11,390
Runde 1	0:47,261	27:03,487	0:19,858	26:36,084	0:47,034	0:15,227	0:19,988	0:11,819	0:47,121	0:15,289	0:19,823	0:12,009	0:47,217	0:15,316	0:19,977	0:11,924
Runde 2	0:43,752	0:12,640	0:19,522	0:11,590	0:43,701	0:12,694	0:19,372	0:11,635	0:43,944	0:12,771	0:19,457	0:11,716	0:43,990	0:12,822	0:19,447	0:11,721
Runde 3	0:43,324	0:12,492	0:19,300	0:11,532	0:43,357	0:12,587	0:19,219	0:11,551	0:43,454	0:12,573	0:19,245	0:11,636	0:43,404	0:12,563	0:19,271	0:11,570
Runde 4	0:43,006	0:12,442	0:19,118	0:11,446	0:43,453	0:12,508	0:19,156	0:11,789	0:43,321	0:12,601	0:19,150	0:11,570	0:43,395	0:12,618	0:19,197	0:11,580
Runde 5	0:42,912	0:12,418	0:19,211	0:11,283	0:43,281	0:12,503	0:19,146	0:11,632	0:42,937	0:12,474	0:18,983	0:11,480	0:43,443	0:12,675	0:19,161	0:11,407
Runde 6	0:42,700	0:12,378	0:19,085	0:11,287	0:43,082	0:12,478	0:19,085	0:11,469	0:43,024	0:12,462	0:19,065	0:11,497	0:43,153	0:12,554	0:19,161	0:11,438
Runde 7	0:42,442	0:12,264	0:18,927	0:11,251	0:42,999	0:12,476	0:19,096	0:11,427	0:43,018	0:12,495	0:19,055	0:11,468	0:43,297	0:12,657	0:19,198	0:11,442
Runde 8	0:42,468	0:12,316	0:18,871	0:11,281	0:42,882	0:12,398	0:19,051	0:11,383	0:42,886	0:12,479	0:18,989	0:11,418	0:42,901	0:12,390	0:19,121	0:11,390
Runde 9	0:42,367	0:12,244	0:18,872	0:11,251	0:43,510	0:12,604	0:19,395	0:11,511	0:42,895	0:12,491	0:19,015	0:11,389	0:43,413	0:12,871	0:18,999	0:11,543
Runde 10	0:42,503	0:12,295	0:18,879	0:11,329	0:42,855	0:12,433	0:18,985	0:11,437	0:43,295	0:12,812	0:18,993	0:11,490	0:42,967	0:12,439	0:19,076	0:11,452
Runde 11	0:42,435	0:12,319	0:18,772	0:11,344	0:42,928	0:12,348	0:19,099	0:11,481	0:42,868	0:12,358	0:19,026	0:11,484	0:42,993	0:12,405	0:19,073	0:11,515
Runde 12	0:42,737	0:12,324	0:18,958	0:11,455	0:43,302	0:12,519	0:19,242	0:11,541	0:42,914	0:12,383	0:19,078	0:11,453	0:43,195	0:12,518	0:19,149	0:11,528
Runde 13	0:42,610	0:12,219	0:19,050	0:11,341	0:43,085	0:12,535	0:19,080	0:11,470	0:42,939	0:12,439	0:19,035	0:11,465	0:43,130	0:12,450	0:19,095	0:11,585
Runde 14	0:42,655	0:12,281	0:19,056	0:11,318	0:43,170	0:12,505	0:19,087	0:11,578	0:43,064	0:12,491	0:19,054	0:11,519	0:43,002	0:12,385	0:19,177	0:11,440
Runde 15	0:42,446	0:12,289	0:18,903	0:11,254	0:43,145	0:12,473	0:19,112	0:11,560	0:43,264	0:12,585	0:19,111	0:11,568	0:42,935	0:12,385	0:19,157	0:11,393
Runde 16	0:42,628	0:12,406	0:18,968	0:11,254	0:43,675	0:12,771	0:19,371	0:11,533	0:44,329	0:12,602	0:19,777	0:11,950	0:43,420	0:12,343	0:19,191	0:11,886
Runde 17	0:42,555	0:12,167	0:19,062	0:11,326	0:43,282	0:12,566	0:19,212	0:11,504	0:43,185	0:12,612	0:19,102	0:11,471	0:43,070	0:12,521	0:19,119	0:11,430
Runde 18	0:42,372	0:12,275	0:18,882	0:11,215	0:43,349	0:12,508	0:19,244	0:11,597	0:43,507	0:12,576	0:19,330	0:11,601	0:43,548	0:12,561	0:19,322	0:11,665







DMSB-RegNr:168/19

R 16 DSKC (K2) Pre-Finale A

Die schnellsten Zeiten

Ort	Nr. Fahrername	Zeit	Streckenl.	Ø Speed
Ziel	381 Van Walsrijn,Senna	0:42,367	1107 m	94,1 km/h
Sektion 1	381 Van Walsrijn,Senna	0:12,167	329 m	97,3 km/h
Sektion 2	381 Van Walsrijn,Senna	0:18,772	475 m	91,1 km/h
Sektion 3	381 Van Walsrijn,Senna	0:11,215	303 m	97,3 km/h

	Smr.335 Beyerlein,Patrick DEU BEYMO-Kartracing			Smr.307 Himmels,Yannik DEU Vallier Motorsport			Smr.323 Stumpf,Stephen DEU Solgat Motorsport			Smr.383 Potman,Mark NLD CRG Holland			Smr.317 Dresen,Andreas DEU SRP Racing Team						
	theoretisch mögliche Bestzeit	Ziel	Sektion 3	theoretisch mögliche Bestzeit	Ziel	Sektion 3	theoretisch mögliche Bestzeit	Ziel	Sektion 3	theoretisch mögliche Bestzeit	Ziel	Sektion 3	theoretisch mögliche Bestzeit	Ziel	Sektion 3				
best	0:42,811	0:12,323	0:18,951	0:42,910	0:12,458	0:19,002	0:11,415	0:42,917	0:12,365	0:19,040	0:11,399	0:42,870	0:12,327	0:19,017	0:11,438	0:42,682	0:12,321	0:18,945	0:11,331
Runde 1	0:48,045	0:15,429	0:20,484	0:47,430	0:15,427	0:20,129	0:11,874	0:48,491	0:15,775	0:20,616	0:12,100	0:48,551	0:15,632	0:20,787	0:12,132	0:48,540	0:15,433	0:20,949	0:12,158
Runde 2	0:44,274	0:13,060	0:19,566	0:43,900	0:12,908	0:19,401	0:11,591	0:44,761	0:13,281	0:19,840	0:11,640	0:44,765	0:13,173	0:19,784	0:11,808	0:44,672	0:13,061	0:19,854	0:11,757
Runde 3	0:43,581	0:12,548	0:19,464	0:43,516	0:12,754	0:19,286	0:11,476	0:43,732	0:12,667	0:19,408	0:11,657	0:44,095	0:12,671	0:19,759	0:11,665	0:44,033	0:12,814	0:19,416	0:11,803
Runde 4	0:43,448	0:12,669	0:19,277	0:43,355	0:12,654	0:19,169	0:11,532	0:43,437	0:12,610	0:19,276	0:11,551	0:43,361	0:12,591	0:19,260	0:11,510	0:43,931	0:12,953	0:19,366	0:11,612
Runde 5	0:42,995	0:12,409	0:19,069	0:43,037	0:12,535	0:19,087	0:11,415	0:43,280	0:12,554	0:19,292	0:11,434	0:43,237	0:12,503	0:19,278	0:11,456	0:43,420	0:12,520	0:19,187	0:11,713
Runde 6	0:42,996	0:12,430	0:19,073	0:43,079	0:12,534	0:19,119	0:11,426	0:43,198	0:12,455	0:19,308	0:11,435	0:43,224	0:12,499	0:19,262	0:11,463	0:43,452	0:12,652	0:19,198	0:11,602
Runde 7	0:43,002	0:12,401	0:19,108	0:43,102	0:12,531	0:19,126	0:11,445	0:43,058	0:12,390	0:19,205	0:11,463	0:43,009	0:12,378	0:19,133	0:11,498	0:43,128	0:12,579	0:19,112	0:11,437
Runde 8	0:42,978	0:12,502	0:19,063	0:43,298	0:12,770	0:19,078	0:11,450	0:43,004	0:12,464	0:19,040	0:11,500	0:42,948	0:12,431	0:19,079	0:11,438	0:43,418	0:12,930	0:19,097	0:11,391
Runde 9	0:43,262	0:12,488	0:19,317	0:43,705	0:13,135	0:19,106	0:11,464	0:42,972	0:12,429	0:19,102	0:11,441	0:43,021	0:12,422	0:19,072	0:11,527	0:42,682	0:12,406	0:18,945	0:11,331
Runde 10	0:42,968	0:12,447	0:19,019	0:42,910	0:12,487	0:19,002	0:11,421	0:43,209	0:12,561	0:19,192	0:11,456	0:43,013	0:12,482	0:19,045	0:11,486	0:43,266	0:12,758	0:19,076	0:11,432
Runde 11	0:42,867	0:12,323	0:19,059	0:43,045	0:12,479	0:19,103	0:11,463	0:42,937	0:12,365	0:19,173	0:11,399	0:42,870	0:12,404	0:19,017	0:11,449	0:42,788	0:12,346	0:19,040	0:11,402
Runde 12	0:42,811	0:12,373	0:18,951	0:43,214	0:12,660	0:19,102	0:11,452	0:42,991	0:12,388	0:19,193	0:11,410	0:42,996	0:12,327	0:19,135	0:11,534	0:43,074	0:12,329	0:19,206	0:11,539
Runde 13	0:42,972	0:12,397	0:19,054	0:43,158	0:12,504	0:19,137	0:11,517	0:43,632	0:12,465	0:19,582	0:11,585	0:43,232	0:12,447	0:19,024	0:11,761	0:43,569	0:12,613	0:19,409	0:11,547
Runde 14	0:43,042	0:12,444	0:19,102	0:43,410	0:12,716	0:19,129	0:11,565	0:43,149	0:12,419	0:19,182	0:11,548	0:43,169	0:12,537	0:19,103	0:11,529	0:43,554	0:12,968	0:19,121	0:11,465
Runde 15	0:43,109	0:12,474	0:19,185	0:43,118	0:12,495	0:19,107	0:11,516	0:42,917	0:12,379	0:19,121	0:11,417	0:43,023	0:12,489	0:19,058	0:11,476	0:42,866	0:12,388	0:19,052	0:11,426
Runde 16	0:43,270	0:12,458	0:19,097	0:43,241	0:12,458	0:19,224	0:11,559	0:43,171	0:12,452	0:19,213	0:11,506	0:43,334	0:12,578	0:19,240	0:11,516	0:42,821	0:12,333	0:19,054	0:11,434
Runde 17	0:43,215	0:12,559	0:19,162	0:43,978	0:13,092	0:19,343	0:11,543	0:43,071	0:12,522	0:19,129	0:11,420	0:43,285	0:12,518	0:19,197	0:11,570	0:42,752	0:12,321	0:19,031	0:11,400
Runde 18	0:43,257	0:12,488	0:19,185	0:43,185	0:12,528	0:19,165	0:11,492	0:43,189	0:12,514	0:19,145	0:11,530	0:43,580	0:12,580	0:19,225	0:11,775	0:43,011	0:12,332	0:19,076	0:11,603





DMSB-RegNr:168/19

R 16 DSKC (K2) Pre-Finale A

Die schnellsten Zeiten

Ort	Nr. Fahrername	Zeit	Streckenl.	Ø Speed
Ziel	381 Van Walsstijn,Senna	0:42,367	1107 m	94,1 km/h
Sektion 1	381 Van Walsstijn,Senna	0:12,167	329 m	97,3 km/h
Sektion 2	381 Van Walsstijn,Senna	0:18,772	475 m	91,1 km/h
Sektion 3	381 Van Walsstijn,Senna	0:11,215	303 m	97,3 km/h

	Smr.332 Bednar,Jan CZE		Smr.363 Steigerwald,Noah DEU		Smr.322 Fredriksson,Lucas SWE		Smr.308 Lopez,Marc ESP		Smr.327 Jonsson,Lukas SWE											
	theoretisch mögliche Bestzeit	Ziel	theoretisch mögliche Bestzeit	Ziel	theoretisch mögliche Bestzeit	Ziel	theoretisch mögliche Bestzeit	Ziel	theoretisch mögliche Bestzeit	Ziel										
best	0:43,152	0:19,189	0:12,506	0:11,428	0:43,149	0:12,407	0:19,212	0:11,427	0:43,339	0:12,487	0:19,167	0:11,516	0:43,330	0:12,437	0:19,167	0:11,585	0:43,789	0:12,616	0:19,265	0:11,732
Runde 1	0:48,653	0:15,887	0:20,654	0:12,112	0:49,280	0:15,952	0:21,208	0:12,120	0:47,976	0:14,563	0:21,245	0:12,168	0:48,765	0:15,715	0:20,881	0:12,169	0:48,807	0:15,388	0:21,260	0:12,159
Runde 2	0:44,546	0:13,127	0:19,742	0:11,677	0:44,628	0:13,065	0:19,987	0:11,576	0:44,653	0:12,904	0:19,947	0:11,802	0:44,626	0:13,101	0:19,771	0:11,754	0:44,859	0:12,877	0:20,116	0:11,866
Runde 3	0:44,280	0:12,637	0:20,061	0:11,582	0:44,104	0:12,632	0:19,729	0:11,743	0:43,763	0:12,896	0:19,326	0:11,541	0:44,212	0:12,802	0:19,688	0:11,722	0:44,576	0:13,154	0:19,553	0:11,869
Runde 4	0:43,342	0:12,608	0:19,306	0:11,428	0:43,851	0:12,972	0:19,452	0:11,427	0:43,602	0:12,672	0:19,378	0:11,552	0:43,604	0:12,589	0:19,382	0:11,633	0:44,042	0:12,731	0:19,568	0:11,743
Runde 5	0:43,214	0:12,553	0:19,226	0:11,435	0:43,562	0:12,637	0:19,212	0:11,713	0:43,667	0:12,624	0:19,503	0:11,540	0:43,824	0:12,568	0:19,504	0:11,752	0:43,789	0:12,736	0:19,313	0:11,740
Runde 6	0:43,419	0:12,571	0:19,275	0:11,573	0:43,382	0:12,598	0:19,288	0:11,496	0:43,770	0:12,641	0:19,571	0:11,558	0:44,268	0:13,159	0:19,524	0:11,585	0:44,042	0:12,824	0:19,485	0:11,783
Runde 7	0:43,517	0:12,776	0:19,301	0:11,440	0:43,180	0:12,529	0:19,223	0:11,428	0:43,775	0:12,712	0:19,167	0:11,896	0:43,669	0:12,688	0:19,314	0:11,717	0:43,805	0:12,616	0:19,395	0:11,794
Runde 8	0:43,152	0:12,524	0:19,189	0:11,439	0:44,364	0:13,486	0:19,395	0:11,483	0:43,828	0:12,670	0:19,336	0:11,822	0:43,980	0:12,871	0:19,355	0:11,754	0:43,942	0:12,753	0:19,457	0:11,732
Runde 9	0:43,265	0:12,547	0:19,275	0:11,443	0:43,378	0:12,478	0:19,430	0:11,470	0:43,684	0:12,888	0:19,268	0:11,528	0:43,559	0:12,558	0:19,331	0:11,670	0:43,824	0:12,719	0:19,265	0:11,840
Runde 10	0:43,246	0:12,506	0:19,242	0:11,498	0:43,149	0:12,494	0:19,216	0:11,439	0:43,339	0:12,561	0:19,262	0:11,516	0:43,330	0:12,475	0:19,167	0:11,688	0:43,989	0:12,807	0:19,378	0:11,804
Runde 11	0:43,438	0:12,594	0:19,347	0:11,497	0:43,567	0:12,407	0:19,677	0:11,483	0:43,526	0:12,487	0:19,314	0:11,725	0:43,679	0:12,451	0:19,454	0:11,774	0:44,293	0:12,645	0:19,460	0:12,188
Runde 12	0:43,418	0:12,605	0:19,334	0:11,479	0:43,308	0:12,500	0:19,282	0:11,526	0:44,236	0:12,855	0:19,441	0:11,940	0:44,267	0:12,787	0:19,451	0:12,029	0:43,982	0:12,699	0:19,532	0:11,751
Runde 13	0:43,610	0:12,632	0:19,374	0:11,604	0:43,327	0:12,485	0:19,377	0:11,465	0:43,549	0:12,681	0:19,251	0:11,617	0:44,088	0:12,998	0:19,339	0:11,751	0:44,023	0:12,731	0:19,437	0:11,855
Runde 14	0:44,198	0:13,227	0:19,387	0:11,584	0:43,441	0:12,701	0:19,262	0:11,478	0:43,628	0:12,565	0:19,421	0:11,642	0:43,617	0:12,585	0:19,355	0:11,677	0:44,313	0:12,721	0:19,783	0:11,809
Runde 15	0:43,388	0:12,610	0:19,300	0:11,478	0:43,519	0:12,508	0:19,455	0:11,556	0:43,537	0:12,620	0:19,354	0:11,563	0:43,508	0:12,535	0:19,354	0:11,619	0:44,279	0:12,694	0:19,523	0:12,062
Runde 16	0:43,497	0:12,638	0:19,383	0:11,476	0:43,405	0:12,490	0:19,347	0:11,568	0:43,771	0:12,596	0:19,547	0:11,628	0:43,776	0:12,550	0:19,403	0:11,823	0:44,097	0:12,725	0:19,561	0:11,811
Runde 17	0:43,550	0:12,587	0:19,436	0:11,527	0:43,350	0:12,496	0:19,304	0:11,550	0:43,448	0:12,597	0:19,322	0:11,529	0:43,483	0:12,477	0:19,370	0:11,636	0:44,033	0:12,667	0:19,501	0:11,865
Runde 18	0:43,437	0:12,559	0:19,285	0:11,593	0:43,604	0:12,586	0:19,402	0:11,616	0:43,619	0:12,598	0:19,470	0:11,551	0:43,598	0:12,437	0:19,412	0:11,749	0:44,002	0:12,693	0:19,508	0:11,801

DEUTSCHE KART-MEISTERSCHAFT

Round 3: 12 - 14 / 07 / 2019

ERFTLANDRING KERPEN

DMSB

DMSB-RegNr:168/19

R 16 DSKC (K2) Pre-Finale A

Die schnellsten Zeiten

Ort	Nr. Fahrername	Zeit	Streckenl.	Ø Speed
Ziel	381 Van Walsstijn,Senna	0:42,367	1107 m	94,1 km/h
Sektion 1	381 Van Walsstijn,Senna	0:12,167	329 m	97,3 km/h
Sektion 2	381 Van Walsstijn,Senna	0:18,772	475 m	91,1 km/h
Sektion 3	381 Van Walsstijn,Senna	0:11,215	303 m	97,3 km/h





	Stmr.365 Vladic,Lukas Milos DEU Bamberger Karttracing theoretisch mögliche Bestzeit 0:43,263	Stmr.334 Clevert,Lauren-Alexander DEU Kartshop Ampfing theoretisch mögliche Bestzeit 0:42,855	Stmr.394 Leibmann,Daniel DEU Bamberger Karttracing theoretisch mögliche Bestzeit 0:14,994	Ziel	Sektion 1	Sektion 2	Sektion 3	
best	0:43,525	0:12,483	0:19,280	0:11,500	0:11,987	0:20,051	0:14,236	0:11,987
Runde 1	0:46,274	0:14,236	0:20,051	0:11,987	0:46,274	0:14,236	0:20,051	0:11,987
Runde 2	0:44,676	0:13,094	0:19,817	0:11,765	0:44,676	0:13,094	0:19,817	0:11,765
Runde 3	0:44,308	0:12,836	0:19,635	0:11,837	0:44,308	0:12,836	0:19,635	0:11,837
Runde 4	0:43,867	0:12,767	0:19,396	0:11,704	0:43,867	0:12,767	0:19,396	0:11,704
Runde 5	0:44,029	0:12,857	0:19,489	0:11,683	0:44,029	0:12,857	0:19,489	0:11,683
Runde 6	0:44,180	0:12,918	0:19,657	0:11,605	0:44,180	0:12,918	0:19,657	0:11,605
Runde 7	0:43,525	0:12,667	0:19,349	0:11,509	0:43,525	0:12,667	0:19,349	0:11,509
Runde 8	0:43,692	0:12,866	0:19,326	0:11,500	0:43,692	0:12,866	0:19,326	0:11,500
Runde 9	0:43,556	0:12,558	0:19,280	0:11,718	0:43,556	0:12,558	0:19,280	0:11,718
Runde 10	0:43,633	0:12,769	0:19,324	0:11,540	0:43,633	0:12,769	0:19,324	0:11,540
Runde 11	0:44,076	0:12,654	0:19,581	0:11,841	0:44,076	0:12,654	0:19,581	0:11,841
Runde 12	0:43,676	0:12,600	0:19,503	0:11,573	0:43,676	0:12,600	0:19,503	0:11,573
Runde 13	0:43,560	0:12,483	0:19,499	0:11,578	0:43,560	0:12,483	0:19,499	0:11,578
Runde 14	0:43,601	0:12,566	0:19,417	0:11,618	0:43,601	0:12,566	0:19,417	0:11,618
Runde 15	0:43,704	0:12,544	0:19,392	0:11,768	0:43,704	0:12,544	0:19,392	0:11,768
Runde 16	0:43,648	0:12,594	0:19,369	0:11,685	0:43,648	0:12,594	0:19,369	0:11,685
Runde 17	0:43,794	0:12,563	0:19,631	0:11,600	0:43,794	0:12,563	0:19,631	0:11,600
Runde 18	0:44,264	0:13,172	0:19,383	0:11,709	0:44,264	0:13,172	0:19,383	0:11,709

Warm Up Pre-Finale B DSKC (KZ2)

Strecke / track: 1107m
 started: 18 classified: 18 not classified: 0

Pos	Str. Nr.	Fahrer / Driver	Nation	Bewerber / Sponsor	Nation	Lizenz	Chassis / Motor / Reifen	Runden	Abstand	beste Runde	in R.	Geschw.	
						R-Lizenz		Laps	Differenz	best Lap	in L.	o Speed	
1	397	TREILOVS, Davids	DEU	SRP Racing Team	DEU	IKC1147656 KBF1156791	Maranello / TM / Vega	13		0:42,391	13	94,0 km/h	
2	314	KINDERVATER, Robert	DEU	BIREL ART RACING KSW	AUT	IKC1132505 BK102	Birel Art / TM / Vega	13	0:00,124	0:00,124	0:42,515	13	93,7 km/h
3	324	FRITSCH, Valentino	DEU	BIREL ART RACING KSW	AUT	IKB1173038 BK102	Birel Art / TM / Vega	12	0:00,172	0:00,048	0:42,563	6	93,6 km/h
4	310	TRÖGER, Tim	DEU	Mach1 Motorsport	DEU	IKC1132554 KBF1005514	Mach1 / TM / Vega	13	0:00,254	0:00,082	0:42,645	13	93,5 km/h
5	351	KREUTZ, Patrick	DEU	RS-Motorsport	DEU	IKB1101586 KBF1104126	CRG / TM / Vega	13	0:00,282	0:00,028	0:42,673	9	93,4 km/h
6	382	RISOM, Valdemar	DNK	RS Competition	DNK	36523 36053	Tony Kart / Vortex / Vega	13	0:00,379	0:00,097	0:42,770	12	93,2 km/h
7	318	WALTER, Luca	DEU	Luca Walter	DEU	IKC1140650 IKC1140650	Alpha Karting / TM / Vega	12	0:00,399	0:00,020	0:42,790	9	93,1 km/h
8	319	ELTER, Marc	DEU	CRG Holland	NLD	IKC1147174 15521	CRG / TM / Vega	13	0:00,433	0:00,034	0:42,824	13	93,1 km/h
9	328	HOFMANN, Benedikt	DEU	BIREL ART RACING KSW	AUT	IKC1116634 BK102	Birel Art / TM / Vega	11	0:00,487	0:00,054	0:42,878	8	92,9 km/h
10	389	LANGENBACHER, Marvin	DEU	RS-Motorsport	DEU	IKC1152544 KBF1104126	CRG / TM / Vega	12	0:00,512	0:00,025	0:42,903	12	92,9 km/h
11	345	LAGERSTROM, Linus	SWE	Linus Lagerstrom	SWE	199409301216 199409301216	CRG / TM / Vega	13	0:00,554	0:00,042	0:42,945	10	92,8 km/h
12	390	GREIF, Toni	DEU	Solgat Motorsport	DEU	IKB1096240 KBF1079882	Birel Art / TM / Vega	10	0:00,584	0:00,030	0:42,975	8	92,7 km/h
13	330	BOS, Jeroen	NLD	CRG Holland	NLD	21799 15521	CRG / TM / Vega	5	0:00,606	0:00,022	0:42,997	5	92,7 km/h
14	306	WALTER, Andre	DEU	Solgat Motorsport	DEU	IKC1161930 KBF1079882	Birel Art / TM / Vega	13	0:00,737	0:00,131	0:43,128	8	92,4 km/h
15	312	COLAKOVIC, Nermin	DEU	Solgat Motorsport	DEU	UB1165480 KBF1079882	Birel Art / TM / Vega	10	0:00,802	0:00,065	0:43,193	10	92,3 km/h
16	316	UBER, Sebastian	DEU	RS-Motorsport	DEU	IKB1117990 KBF1104126	CRG / TM / Vega	10	0:01,000	0:00,198	0:43,391	7	91,8 km/h
17	358	GRAF, Adrian	DEU	Solgat Motorsport	DEU	IKC1126334 KBF1079882	Birel Art / TM / Vega	10	0:01,259	0:00,259	0:43,650	9	91,3 km/h
18	387	PREIBISCH, Marius	DEU	Bamberger Karting	DEU	IKC1181135 KBF1197896	Lenzokart / LKE / Vega	13	0:01,378	0:00,119	0:43,769	6	91,1 km/h


Rennleitung: Volker Ehekircher Racedirektor: Horst Seidel
 Sportkommissare: Yasin Özer / Tobias Amann / Peter Brings / Florian Koziol
 Techn. Kommissare: Hans-Jürgen Dangers / M. Grasshoff / C. Schmidt / J. Lawinger / D. Pietzko / H.-W. Schäfer / K.L. Ruszczyński / A. Sengpiel
 Zeitnahme: KART-DATA timing service Franz Schieszler / Manuela Hintner

DEUTSCHE KART-MEISTERSCHAFT

Round 3: 12 - 14 / 07 / 2019

ERFTLANDRING KERPEN







DMSB

DMSB-RegNr.:168/19

Warm Up Pre-Finale B DSKC (KZZ)

Fahrername Driver	Trefflows Davids	Kindervater Robert	Fritsch Valentino	Tröger Tim	Kreutz Patrick	Risom Valdemar	Walter Luca	Elter Marc	Hofmann Benedikt	Langenbacher Marvin	Lagerstrom Linus	Greif Toni
schnellste Runde in Runde	0:42,391 Rn. 13	0:42,515 Rn. 13	0:42,563 Rn. 6	0:42,645 Rn. 13	0:42,673 Rn. 9	0:42,770 Rn. 12	0:42,790 Rn. 9	0:42,824 Rn. 13	0:42,878 Rn. 8	0:42,903 Rn. 12	0:42,945 Rn. 10	0:42,975 Rn. 8
Speed	94,0 km/h	93,7 km/h	93,6 km/h	93,5 km/h	93,4 km/h	93,2 km/h	93,1 km/h	93,1 km/h	92,9 km/h	92,9 km/h	92,8 km/h	92,7 km/h
Lap 1	1:00,994	0:58,785	1:02,536	1:08,755	1:02,826	1:06,909	0:57,969	1:00,859	1:14,265	1:16,053	0:57,947	1:06,949
Lap 2	0:48,557	0:54,208	0:54,504	0:55,087	0:49,465	0:54,961	0:49,733	0:51,041	0:49,617	0:54,032	0:50,423	0:53,358
Lap 3	0:44,033	0:47,258	0:49,198	0:48,015	0:45,596	0:46,646	0:47,326	0:47,438	0:45,381	0:47,532	0:49,725	0:46,325
Lap 4	0:45,475	0:44,961	0:43,457	0:44,127	0:44,755	0:44,155	0:44,402	0:44,124	0:43,766	0:47,209	0:45,255	0:44,484
Lap 5	0:42,939	0:43,383	0:43,089	0:43,398	0:43,084	0:43,400	0:43,813	0:45,036	0:43,256	0:45,362	0:44,180	0:43,308
Lap 6	0:42,971	0:42,857	0:42,563	0:43,118	0:43,152	0:43,338	0:43,293	0:43,883	0:42,973	0:44,463	0:44,103	0:43,110
Lap 7	0:42,996	0:43,359	0:43,104	0:43,109	0:42,958	0:43,162	0:43,230	0:43,448	0:43,138	0:43,782	0:43,789	0:43,071
Lap 8	0:42,789	0:42,837	0:42,699	0:42,921	0:43,079	0:42,791	0:43,029	0:45,466	0:42,878	0:43,139	0:43,161	0:42,975
Lap 9	0:42,546	0:43,143	0:42,604	0:42,873	0:42,673	0:42,784	0:42,790	0:42,989	0:43,032	0:43,025	0:43,117	0:43,000
Lap 10	0:43,486	0:43,419	0:42,740	0:42,725	0:42,763	0:42,800	0:42,809	0:54,403	0:43,486	0:43,052	0:42,945	0:44,186
Lap 11	0:42,522	0:57,261	0:42,731	0:44,275	0:42,990	0:43,484	0:45,496	0:44,854	0:42,937	0:43,198	0:43,178	0:43,000
Lap 12	0:42,516	0:42,799	0:42,619	0:42,669	0:42,739	0:42,770	0:42,926	0:43,425	0:42,937	0:42,903	0:43,106	0:43,186
Lap 13	0:42,391	0:42,515	0:42,619	0:42,645	0:42,712	0:42,809	0:42,926	0:42,824	0:42,937	0:42,903	0:42,967	0:42,967







DEUTSCHE KART-MEISTERSCHAFT

Round 3: 12 - 14 / 07 / 2019

ERFTLANDRING KERPEN

DMSB




DMSB-RegNr.:168/19

Warm Up Pre-Finale B DSKC (KZ2)

Fahrername Driver	Bos Jeroen	Walter Andre	Colakovic Nermin	Uber Sebastian	Graf Adrian	Preibisch Marius
schnellste Runde in Runde	0:42,997 Rn. 5	0:43,128 Rn. 8	0:43,193 Rn. 10	0:43,391 Rn. 7	0:43,650 Rn. 9	0:43,769 Rn. 6
Speed	92,7 km/h	92,4 km/h	92,3 km/h	91,8 km/h	91,3 km/h	91,1 km/h
Lap 1	1:07,445	1:04,772	1:12,409	1:07,401	1:10,776	0:57,956
Lap 2	0:55,553	0:52,007	0:57,037	0:56,054	0:53,959	0:48,951
Lap 3	0:49,012	0:44,828	0:51,798	0:46,765	0:46,200	0:47,363
Lap 4	0:45,819	0:44,405	0:48,315	0:44,541	0:49,269	0:44,627
Lap 5	0:42,997	0:43,756	0:43,869	0:43,695	0:44,108	0:44,382
Lap 6		0:43,433	0:43,400	0:43,451	0:44,411	0:43,769
Lap 7		0:43,182	0:46,995	0:43,391	0:44,058	0:44,124
Lap 8		0:43,128	0:43,518	0:43,891	0:43,920	0:43,932
Lap 9		0:43,301	0:43,357	0:43,569	0:43,650	0:49,789
Lap 10		0:43,328	0:43,193	0:43,692	0:44,611	0:44,589
Lap 11		0:43,746				0:43,787
Lap 12		0:47,577				0:44,168
Lap 13		0:43,664				0:43,867




DEUTSCHE KART-MEISTERSCHAFT



Round 3: 12 - 14 / 07 / 2019





ERFTLANDRING KERPEN



DMSB-RegNr:168/19

Warm Up Pre-Finale B DSKG (K22)

Ziel		Sektion 1		Sektion 2		Sektion 3	
Fahrername	Zeit	Fahrername	Zeit	Fahrername	Zeit	Fahrername	Zeit
1 397 Trefilovs, Davids	0:42,391	397 Trefilovs, Davids	0:12,224	397 Trefilovs, Davids	0:18,853	397 Trefilovs, Davids	0:11,234
2 314 Kindervater, Robert	0:42,515	324 Fritsch, Valentino	0:12,238	324 Fritsch, Valentino	0:18,879	314 Kindervater, Robert	0:11,245
3 324 Fritsch, Valentino	0:42,563	328 Hofmann, Benedikt	0:12,299	314 Kindervater, Robert	0:18,889	351 Kreutz, Patrick	0:11,261
4 310 Tröger, Tim	0:42,645	314 Kindervater, Robert	0:12,360	310 Tröger, Tim	0:18,925	310 Tröger, Tim	0:11,296
5 351 Kreutz, Patrick	0:42,673	382 Risom, Valdemar	0:12,360	319 Elter, Marc	0:18,931	345 Lagerstrom, Linus	0:11,311
6 382 Risom, Valdemar	0:42,770	310 Tröger, Tim	0:12,361	382 Risom, Valdemar	0:18,948	382 Risom, Valdemar	0:11,313
7 318 Walter, Luca	0:42,790	351 Kreutz, Patrick	0:12,372	351 Kreutz, Patrick	0:18,955	324 Fritsch, Valentino	0:11,326
8 319 Elter, Marc	0:42,824	345 Lagerstrom, Linus	0:12,373	318 Walter, Luca	0:18,964	318 Walter, Luca	0:11,338
9 328 Hofmann, Benedikt	0:42,878	306 Walter, Andre	0:12,387	328 Hofmann, Benedikt	0:18,994	330 Bos, Jeroen	0:11,350
10 389 Langenbacher, Marvin	0:42,903	318 Walter, Luca	0:12,394	389 Langenbacher, Marvin	0:19,017	312 Colakovic, Nermin	0:11,356
11 345 Lagerstrom, Linus	0:42,945	390 Greif, Toni	0:12,415	330 Bos, Jeroen	0:19,019	319 Elter, Marc	0:11,366
12 390 Greif, Toni	0:42,975	319 Elter, Marc	0:12,423	390 Greif, Toni	0:19,047	389 Langenbacher, Marvin	0:11,382
13 330 Bos, Jeroen	0:42,997	389 Langenbacher, Marvin	0:12,447	312 Colakovic, Nermin	0:19,135	390 Greif, Toni	0:11,405
14 306 Walter, Andre	0:43,128	316 Uber, Sebastian	0:12,498	345 Lagerstrom, Linus	0:19,159	306 Walter, Andre	0:11,406
15 312 Colakovic, Nermin	0:43,193	312 Colakovic, Nermin	0:12,552	306 Walter, Andre	0:19,182	316 Uber, Sebastian	0:11,409
16 316 Uber, Sebastian	0:43,391	330 Bos, Jeroen	0:12,628	387 Preibisch, Marius	0:19,268	328 Hofmann, Benedikt	0:11,417
17 358 Graf, Adrian	0:43,650	358 Graf, Adrian	0:12,646	316 Uber, Sebastian	0:19,299	358 Graf, Adrian	0:11,579
18 387 Preibisch, Marius	0:43,769	387 Preibisch, Marius	0:12,695	358 Graf, Adrian	0:19,335	387 Preibisch, Marius	0:11,603

DEUTSCHE KART-MEISTERSCHAFT

Round 3: 12 - 14 / 07 / 2019

ERFTLANDRING KERPEN

DMSB





DMSB-RegNr:168/19

Warm Up Pre-Finale B DSKG (K22)

Die schnellsten Zeiten

Ort	Nr. Fahrername	Zeit	Streckenl.	Ø Speed
Ziel	397 Trefflows, Davids	0:42,391	1107 m	94,0 km/h
Sektion 1	397 Trefflows, Davids	0:12,224	329 m	96,9 km/h
Sektion 2	397 Trefflows, Davids	0:18,853	475 m	90,7 km/h
Sektion 3	397 Trefflows, Davids	0:11,234	303 m	97,1 km/h



	Smr.397 Trefflows, Davids DEU SRP Racing Team			Smr.314 Kindervater, Robert DEU BIREL ART RACING KSW			Smr.324 Fritsch, Valentino DEU BIREL ART RACING KSW			Smr.310 Träger, Tim DEU Mach 1 Motorsport			Smr.351 Kreuzt, Patrick DEU RS-Motorsport											
	theoretisch mögliche Bestzeit	Sektion 2	Sektion 3	theoretisch mögliche Bestzeit	Sektion 2	Sektion 3	theoretisch mögliche Bestzeit	Sektion 2	Sektion 3	theoretisch mögliche Bestzeit	Sektion 2	Sektion 3	theoretisch mögliche Bestzeit	Sektion 2	Sektion 3									
best	0:42,391	0:12,224	0:18,853	0:11,234	0:18,853	0:11,245	0:42,515	0:12,360	0:18,889	0:11,245	0:42,563	0:12,238	0:18,879	0:11,326	0:42,645	0:12,361	0:18,925	0:11,296	0:42,673	0:12,372	0:18,955	0:11,261		
Runde 1	1:00,994	0:20,431	0:25,583	0:14,980	0:58,785	0:20,953	0:24,025	0:13,807	0:54,208	0:14,498	0:25,118	0:14,592	0:54,504	0:18,025	0:23,868	0:12,611	0:55,087	0:17,193	0:24,283	0:13,611	0:49,465	0:15,913	0:20,908	0:12,644
Runde 2	0:48,557	0:15,472	0:20,989	0:12,096	0:47,258	0:14,287	0:20,607	0:12,364	0:49,198	0:14,636	0:22,511	0:12,051	0:49,198	0:14,636	0:22,511	0:12,051	0:48,015	0:14,383	0:21,257	0:12,375	0:45,596	0:13,255	0:19,934	0:12,407
Runde 3	0:44,033	0:12,890	0:19,549	0:11,594	0:44,961	0:13,313	0:20,039	0:11,609	0:43,457	0:12,701	0:19,297	0:11,459	0:43,457	0:12,701	0:19,297	0:11,459	0:44,127	0:12,938	0:19,610	0:11,579	0:44,755	0:13,054	0:19,961	0:11,740
Runde 4	0:45,475	0:14,628	0:19,342	0:11,505	0:43,383	0:12,808	0:19,164	0:11,411	0:43,089	0:12,425	0:19,113	0:11,551	0:43,089	0:12,425	0:19,113	0:11,551	0:43,398	0:12,593	0:19,443	0:11,362	0:43,084	0:12,559	0:19,166	0:11,359
Runde 5	0:42,939	0:12,477	0:19,016	0:11,446	0:42,857	0:12,484	0:18,962	0:11,411	0:43,104	0:12,666	0:19,001	0:11,437	0:43,104	0:12,666	0:19,001	0:11,437	0:43,118	0:12,541	0:19,184	0:11,393	0:43,152	0:12,533	0:19,220	0:11,399
Runde 6	0:42,971	0:12,351	0:19,266	0:11,354	0:43,359	0:12,360	0:19,323	0:11,676	0:43,104	0:12,666	0:19,001	0:11,437	0:43,104	0:12,666	0:19,001	0:11,437	0:43,109	0:12,548	0:19,114	0:11,447	0:42,958	0:12,466	0:18,991	0:11,501
Runde 7	0:42,996	0:12,527	0:19,133	0:11,336	0:42,837	0:12,517	0:18,889	0:11,431	0:42,699	0:12,375	0:18,912	0:11,412	0:42,699	0:12,375	0:18,912	0:11,412	0:42,921	0:12,466	0:19,050	0:11,405	0:43,079	0:12,638	0:19,097	0:11,344
Runde 8	0:42,789	0:12,537	0:19,018	0:11,234	0:43,143	0:12,597	0:18,938	0:11,608	0:42,604	0:12,238	0:19,039	0:11,327	0:42,604	0:12,238	0:19,039	0:11,327	0:42,873	0:12,466	0:19,073	0:11,334	0:42,673	0:12,418	0:18,955	0:11,300
Runde 9	0:42,546	0:12,314	0:18,905	0:11,327	0:43,419	0:13,220	0:18,932	0:11,267	0:42,740	0:12,454	0:18,960	0:11,326	0:42,740	0:12,454	0:18,960	0:11,326	0:42,725	0:12,377	0:19,042	0:11,306	0:42,763	0:12,469	0:18,969	0:11,325
Runde 10	0:43,486	0:12,391	0:19,094	0:12,001	0:43,419	0:13,220	0:18,932	0:11,267	0:42,740	0:12,454	0:18,960	0:11,326	0:42,740	0:12,454	0:18,960	0:11,326	0:42,725	0:12,377	0:19,042	0:11,306	0:42,763	0:12,469	0:18,969	0:11,325
Runde 11	0:42,522	0:12,368	0:18,912	0:11,242	0:57,261	0:25,516	0:20,227	0:11,518	0:42,731	0:12,268	0:19,058	0:11,405	0:42,731	0:12,268	0:19,058	0:11,405	0:44,275	0:12,779	0:20,104	0:11,392	0:42,990	0:12,468	0:19,150	0:11,372
Runde 12	0:42,516	0:12,224	0:18,853	0:11,439	0:42,799	0:12,470	0:19,014	0:11,315	0:42,619	0:12,341	0:18,879	0:11,399	0:42,619	0:12,341	0:18,879	0:11,399	0:42,669	0:12,426	0:18,925	0:11,318	0:42,739	0:12,410	0:19,040	0:11,289
Runde 13	0:42,391	0:12,274	0:18,865	0:11,252	0:42,515	0:12,370	0:18,900	0:11,245	0:42,515	0:12,370	0:18,900	0:11,245	0:42,515	0:12,370	0:18,900	0:11,245	0:42,645	0:12,361	0:18,988	0:11,296	0:42,712	0:12,372	0:19,079	0:11,261

DEUTSCHE KART-MEISTERSCHAFT

Round 3: 12 - 14 / 07 / 2019

ERFTLANDRING KERPEN





DMSB-RegNr:168/19

Warm Up Pre-Finale B DSKG (K22)

Die schnellsten Zeiten

Ort	Nr. Fahrername	Zeit	Streckenl.	Ø Speed
Ziel	397 Trefflows, Davids	0:42,391	1107 m	94,0 km/h
Sektion 1	397 Trefflows, Davids	0:12,224	329 m	96,9 km/h
Sektion 2	397 Trefflows, Davids	0:18,853	475 m	90,7 km/h
Sektion 3	397 Trefflows, Davids	0:11,234	303 m	97,1 km/h



	Smr.382 Risom, Valdemar DNK			Smr.318 Walter, Luca DEU			Smr.319 Elter, Marc DEU			Smr.328 Hofmann, Benedikt DEU			Smr.389 Langenbacher, Marvin DEU						
	theoretisch mögliche Bestzeit	Ziel	best	theoretisch mögliche Bestzeit	Ziel	best	theoretisch mögliche Bestzeit	Ziel	best	theoretisch mögliche Bestzeit	Ziel	best	theoretisch mögliche Bestzeit	Ziel	best				
Runde 1	0:06,909	0:23,008	0:15,258	0:57,969	0:20,229	0:24,027	0:13,713	1:00,859	0:20,646	0:25,565	0:14,648	1:14,265	0:27,421	0:31,940	0:14,904	1:16,053	0:22,967	0:33,455	0:19,631
Runde 2	0:54,961	0:16,623	0:13,201	0:49,733	0:14,576	0:22,247	0:12,910	0:51,041	0:15,594	0:21,972	0:13,475	0:49,617	0:14,900	0:21,793	0:12,924	0:54,032	0:18,147	0:22,945	0:12,940
Runde 3	0:46,646	0:13,883	0:12,375	0:47,326	0:14,417	0:20,440	0:12,469	0:47,438	0:14,165	0:21,137	0:12,136	0:45,381	0:13,466	0:19,966	0:11,949	0:47,532	0:14,084	0:21,141	0:12,307
Runde 4	0:44,155	0:13,017	0:11,633	0:44,402	0:13,184	0:19,575	0:11,643	0:44,124	0:12,934	0:19,517	0:11,673	0:43,766	0:12,709	0:19,462	0:11,595	0:47,209	0:14,272	0:20,753	0:12,184
Runde 5	0:43,400	0:12,609	0:11,487	0:43,813	0:12,729	0:19,411	0:11,673	0:45,036	0:12,770	0:20,121	0:12,145	0:43,256	0:12,479	0:19,296	0:11,481	0:45,362	0:14,166	0:19,536	0:11,660
Runde 6	0:43,338	0:12,583	0:11,465	0:43,293	0:12,632	0:19,259	0:11,402	0:43,883	0:12,965	0:19,361	0:11,557	0:42,973	0:12,461	0:19,095	0:11,417	0:44,463	0:12,708	0:20,025	0:11,730
Runde 7	0:43,162	0:12,455	0:11,437	0:43,230	0:12,653	0:19,197	0:11,380	0:43,448	0:12,616	0:19,237	0:11,595	0:43,138	0:12,355	0:19,251	0:11,532	0:43,782	0:12,972	0:19,277	0:11,533
Runde 8	0:42,791	0:12,452	0:11,391	0:43,029	0:12,543	0:19,140	0:11,346	0:45,466	0:14,634	0:19,452	0:11,380	0:42,878	0:12,369	0:19,085	0:11,424	0:43,139	0:12,529	0:19,083	0:11,577
Runde 9	0:42,784	0:12,401	0:11,369	0:42,790	0:12,488	0:18,964	0:11,338	0:42,989	0:12,471	0:19,152	0:11,366	0:43,032	0:12,299	0:18,994	0:11,739	0:43,025	0:12,570	0:19,017	0:11,438
Runde 10	0:42,800	0:12,360	0:11,361	0:42,809	0:12,416	0:18,985	0:11,408	0:54,403	0:20,758	0:21,362	0:12,283	0:43,486	0:12,442	0:19,465	0:11,579	0:43,052	0:12,610	0:19,060	0:11,382
Runde 11	0:43,484	0:12,491	0:11,409	0:45,496	0:14,623	0:19,408	0:11,465	0:44,854	0:13,052	0:19,394	0:12,408	0:42,937	0:12,405	0:19,086	0:11,446	0:43,198	0:12,490	0:19,275	0:11,433
Runde 12	0:42,770	0:12,424	0:11,313	0:42,926	0:12,402	0:19,131	0:11,393	0:43,425	0:12,741	0:19,282	0:11,402					0:42,903	0:12,447	0:19,072	0:11,384
Runde 13	0:42,809	0:12,405	0:11,392		0:12,394	0:19,036		0:42,824	0:12,423	0:18,931	0:11,470								

DEUTSCHE KART-MEISTERSCHAFT

Round 3: 12 - 14 / 07 / 2019

ERFTLANDRING KERPEN




DMSB-RegNr:168/19

Warm Up Pre-Finale B DSKG (K22)

Die schnellsten Zeiten

Ort	Nr. Fahrername	Zeit	Streckenl.	Ø Speed
Ziel	397 Trefflows, Davids	0:42,391	1107 m	94,0 km/h
Sektion 1	397 Trefflows, Davids	0:12,224	329 m	96,9 km/h
Sektion 2	397 Trefflows, Davids	0:18,853	475 m	90,7 km/h
Sektion 3	397 Trefflows, Davids	0:11,234	303 m	97,1 km/h



	Smr.345 Lagerstrom, Linus SWE			Smr.390 Greif, Toni DEU			Smr.330 Bos, Jeroen NLD			Smr.306 Walter, Andre DEU			Smr.312 Colakovic, Nermin DEU			
	Linus Lagerstrom	theoretisch mögliche Bestzeit	0:42,843	theoretisch mögliche Bestzeit	0:42,867	theoretisch mögliche Bestzeit	0:42,997	theoretisch mögliche Bestzeit	0:42,975	theoretisch mögliche Bestzeit	0:42,975	theoretisch mögliche Bestzeit	0:43,043			
best	0:42,945	0:12,373	0:19,159	0:11,311	0:42,975	0:12,415	0:19,047	0:11,405	0:42,997	0:12,628	0:19,019	0:11,350	0:43,193	0:12,552	0:19,135	0:11,356
Runde 1	0:57,947	0:19,779	0:24,388	0:13,780	1:06,949	0:22,447	0:28,569	0:15,933	1:07,445	0:23,382	0:28,682	0:15,381	1:12,409	0:24,971	0:30,799	0:16,639
Runde 2	0:50,423	0:14,574	0:22,631	0:13,218	0:53,358	0:16,920	0:22,985	0:13,453	0:55,553	0:17,040	0:24,736	0:13,777	0:57,037	0:17,768	0:25,310	0:13,959
Runde 3	0:49,725	0:16,643	0:21,002	0:12,080	0:46,325	0:13,943	0:20,217	0:12,165	0:49,012	0:14,805	0:21,575	0:12,632	0:44,828	0:13,167	0:19,847	0:11,814
Runde 4	0:45,255	0:13,285	0:20,088	0:11,882	0:44,484	0:13,548	0:19,373	0:11,563	0:45,819	0:13,255	0:20,254	0:12,310	0:44,405	0:13,106	0:19,769	0:11,530
Runde 5	0:44,180	0:12,718	0:19,422	0:12,040	0:43,308	0:12,628	0:19,203	0:11,477	0:42,997	0:12,628	0:19,019	0:11,350	0:43,756	0:12,776	0:19,361	0:11,619
Runde 6	0:44,103	0:12,728	0:19,701	0:11,674	0:43,110	0:12,567	0:19,138	0:11,405	0:43,433	0:12,499	0:19,432	0:11,502	0:43,400	0:12,639	0:19,262	0:11,499
Runde 7	0:43,789	0:12,884	0:19,441	0:11,464	0:43,071	0:12,511	0:19,110	0:11,450	0:43,182	0:12,509	0:19,182	0:11,491	0:46,995	0:15,563	0:19,887	0:11,545
Runde 8	0:43,161	0:12,444	0:19,186	0:11,531	0:42,975	0:12,457	0:19,047	0:11,471	0:43,301	0:12,503	0:19,299	0:11,499	0:43,518	0:12,773	0:19,208	0:11,537
Runde 9	0:43,117	0:12,477	0:19,170	0:11,470	0:43,000	0:12,415	0:19,066	0:11,519	0:43,328	0:12,597	0:19,239	0:11,492	0:43,357	0:12,866	0:19,135	0:11,356
Runde 10	0:42,945	0:12,373	0:19,159	0:11,413	0:44,186	0:13,102	0:19,528	0:11,556	0:43,746	0:12,808	0:19,528	0:11,410	0:43,193	0:12,609	0:19,211	0:11,373
Runde 11	0:43,178	0:12,384	0:19,321	0:11,473	0:42,463	0:19,158			0:43,746	0:12,808	0:19,528	0:11,410	0:43,193	0:12,609	0:19,211	0:11,373
Runde 12	0:43,106	0:12,489	0:19,211	0:11,406					0:47,577	0:13,344	0:22,651	0:11,582	0:43,193	0:12,609	0:19,211	0:11,373
Runde 13	0:42,967	0:12,375	0:19,281	0:11,311					0:43,664	0:12,602	0:19,553	0:11,509	0:43,193	0:12,609	0:19,211	0:11,373

DEUTSCHE KART-MEISTERSCHAFT

Round 3: 12 - 14 / 07 / 2019

ERFTLANDRING KERPEN

DMSB-RegNr:168/19

Warm Up Pre-Finale B DSKG (K22)

Die schnellsten Zeiten

Ort	Nr. Fahrername	Zeit	Streckenl.	Ø Speed
Ziel	397 Trefflows, Davids	0:42,391	1107 m	94,0 km/h
Sektion 1	397 Trefflows, Davids	0:12,224	329 m	96,9 km/h
Sektion 2	397 Trefflows, Davids	0:18,853	475 m	90,7 km/h
Sektion 3	397 Trefflows, Davids	0:11,234	303 m	97,1 km/h

Smr.316 Über, Sebastian DEU		Smr.358 Graf, Adrian DEU		Smr.387 Preibisch, Marius DEU								
RS-Motorsport		Solgat Motorsport		Bamberger Kart racing								
theoretisch mögliche Bestzeit 0:43,206		theoretisch mögliche Bestzeit 0:43,560		theoretisch mögliche Bestzeit 0:43,566								
Ziel	Sektion 1	Sektion 2	Sektion 3	Ziel	Sektion 1	Sektion 2	Sektion 3					
best	0:43,391	0:12,498	0:19,299	0:11,409	0:43,650	0:12,646	0:19,335	0:11,579	0:43,769	0:12,695	0:19,268	0:11,603
Runde 1	1:07,401	0:23,028	0:28,584	0:15,789	1:10,776	0:23,530	0:30,703	0:16,543	0:57,956	0:19,347	0:24,877	0:13,732
Runde 2	0:56,054	0:17,559	0:24,907	0:13,588	0:53,959	0:17,840	0:23,321	0:12,798	0:48,951	0:14,762	0:20,751	0:13,438
Runde 3	0:46,765	0:13,925	0:20,812	0:12,028	0:46,200	0:13,960	0:20,295	0:11,945	0:47,363	0:14,244	0:20,982	0:12,137
Runde 4	0:44,541	0:12,938	0:19,745	0:11,858	0:49,269	0:16,464	0:20,617	0:12,188	0:44,627	0:13,048	0:19,799	0:11,780
Runde 5	0:43,695	0:12,636	0:19,531	0:11,528	0:44,108	0:12,830	0:19,605	0:11,673	0:44,382	0:12,885	0:19,702	0:11,795
Runde 6	0:43,451	0:12,561	0:19,374	0:11,516	0:44,411	0:12,976	0:19,748	0:11,687	0:43,769	0:12,767	0:19,370	0:11,632
Runde 7	0:43,391	0:12,589	0:19,393	0:11,409	0:44,058	0:12,982	0:19,342	0:11,734	0:44,124	0:12,814	0:19,610	0:11,700
Runde 8	0:43,891	0:13,037	0:19,357	0:11,497	0:43,920	0:12,872	0:19,335	0:11,713	0:43,932	0:12,763	0:19,268	0:11,901
Runde 9	0:43,569	0:12,498	0:19,299	0:11,772	0:43,650	0:12,646	0:19,425	0:11,579	0:49,789	0:17,356	0:20,598	0:11,835
Runde 10	0:43,692	0:12,589	0:19,449	0:11,654	0:44,611	0:13,569	0:19,458	0:11,584	0:44,589	0:12,842	0:19,965	0:11,782
Runde 11		0:12,651	0:22,232			0:12,647	0:19,408		0:43,787	0:12,748	0:19,486	0:11,603
Runde 12									0:44,168	0:12,776	0:19,621	0:11,771
Runde 13									0:43,867	0:12,695	0:19,566	0:11,606

Warm Up Pre-Finale A DSKC (KZ2)

Strecke / track: 1107m
 started: 19 classified: 19 not classified: 0

Pos	Str. Nr.	Fahrer / Driver	Nation	Bewerber / Sponsor	Nation	Lizenz R-Lizenz	Chassis / Motor / Reifen	Runden Laps	Differenz	Abstand Gap	beste Runde best Lap	in R. in L.	Geschw. Speed
1	381	VAN WALSTIJN, Senna	NLD	SP Motorsport	NLD	35961 47253	Kart Republic / TM / Vega	13			0:42,087	13	94,7 km/h
2	329	VILLAGOMEZ, Rafael	MEX	BIREL ART RACING KSW	AUT	0525 BK102	Birel Art / TM / Vega	13	0:00,547	0:00,547	0:42,634	9	93,5 km/h
3	334	CLEVERT, Lauren-Alexand	DEU	Kartshop Ampfing	DEU	TK1173645 KBF1108764	Tony Kart / TM / Vega	12	0:00,553	0:00,006	0:42,640	11	93,5 km/h
4	333	KAPETANIDIS, Konstantin	DEU	CPB SPORT	FRA	IKC1176576 232241	SODI / TM / Vega	12	0:00,576	0:00,023	0:42,663	11	93,4 km/h
5	398	FETZER, Dennis	DEU	SRP Racing Team	DEU	IKC1157082 KBF1156791	Maranello / TM / Vega	13	0:00,737	0:00,161	0:42,824	13	93,1 km/h
6	317	DRESEN, Andreas	DEU	SRP Racing Team	DEU	IKC1116375 KBF1156791	Maranello / TM / Vega	13	0:00,773	0:00,036	0:42,860	10	93,0 km/h
7	383	POTMAN, Mark	NLD	CRG Holland	NLD	30972 15521	CRG / TM / Vega	11	0:00,919	0:00,146	0:43,006	11	92,7 km/h
8	352	HUETING, Brio	NLD	SRP Racing Team	DEU	46098 KBF1156791	Maranello / TM / Vega	12	0:01,042	0:00,123	0:43,129	12	92,4 km/h
9	307	HIMMELS, Yannik	DEU	Valier Motorsport	DEU	IKC1147857 KBF1063735	SODI / TM / Vega	13	0:01,068	0:00,026	0:43,155	10	92,3 km/h
10	332	BEDNAR, Jan	CZE	GREGOR KART S.R.O.	CZE	19A50152 338	CRG / TM / Vega	12	0:01,107	0:00,039	0:43,194	6	92,3 km/h
11	394	LEIBMANN, Daniel	DEU	Bamberger Karttracing	DEU	IKB1043835 KBF1197896	Lenzokart / LKE / Vega	11	0:01,231	0:00,124	0:43,318	11	92,0 km/h
12	308	LOPEZ, Marc	ESP	CRG Keijzer racing	NLD	0014 esp 28613	CRG / TM / Vega	13	0:01,304	0:00,073	0:43,391	11	91,8 km/h
13	363	STEIGERWALD, Noah	DEU	Bamberger Karttracing	DEU	IKB1174750 KBF1197896	Luxor / TM / Vega	11	0:01,364	0:00,060	0:43,451	8	91,7 km/h
14	331	SCHRÖDER, Tim	DEU	Mach1 Motorsport	DEU	IKB1079850 KBF1005514	Mach1 / TM / Vega	11	0:01,421	0:00,057	0:43,508	11	91,6 km/h
15	365	VLADIC, Lukas Milos	DEU	Bamberger Karttracing	DEU	IKC1191160 KBF1197896	Luxor / TM / Vega	13	0:01,482	0:00,061	0:43,569	12	91,5 km/h
16	323	STUMPF, Stephen	DEU	Solgat Motorsport	DEU	IKC1106930 KBF1079882	Birel Art / TM / Vega	11	0:01,586	0:00,104	0:43,673	10	91,3 km/h
17	322	FREDRIKSSON, Lucas	SWE	JP RACING	SWE	200108290073 105	Exprit / Vortex / Vega	12	0:01,853	0:00,267	0:43,940	11	90,7 km/h
18	327	JONSSON, Lukas	SWE	JP RACING	SWE	200009017955 105	Exprit / Vortex / Vega	12	0:02,217	0:00,364	0:44,304	12	90,0 km/h
19	335	BEYERLEIN, Patrick	DEU	BEYMO-Karttracing	DEU	IKC1041625 KBF1160795	CRG / TM / Vega	1	4:09,784	4:07,567	4:51,871	1	13,7 km/h

Rennleitung: Volker Ehekircher Racedirektor: Horst Seidel

Sportkommissare: Yasin Özer / Tobias Amann / Peter Brings / Florian Koziol

Techn. Kommissare: Hans-Jürgen Dangers / M. Grasshoff / C. Schmidt / J. Lawinger / D. Pietzko / H.-W. Schäfer / K.L. Ruszczyński / A. Sengpiel

Zeitmahme: KART-DATA timing service Franz Schieszler / Manuela Hintner






DEUTSCHE KART-MEISTERSCHAFT

Round 3: 12 - 14 / 07 / 2019

ERFTLANDRING KERPEN





DMSB



DMSB-RegNr.:168/19

Warm Up Pre-Finale A DSKC (KZ2)


Fahremame Driver	Van Walsijin Senna	Villagomez Rafael	Lauren- Alexander	Kapetanidis Konstantin	Fetzer Dennis	Dresen Andreas	Potman Mark	Hueting Brio	Himmels Yannik	Bednar Jan	Leibmann Daniel	Lopez Marc
schnellste Runde in Runde	0:42,087 Rn. 13	0:42,634 Rn. 9	0:42,640 Rn. 11	0:42,663 Rn. 11	0:42,824 Rn. 13	0:42,860 Rn. 10	0:43,006 Rn. 11	0:43,129 Rn. 12	0:43,155 Rn. 10	0:43,194 Rn. 6	0:43,318 Rn. 11	0:43,391 Rn. 11
Speed	94,7 km/h	93,5 km/h	93,5 km/h	93,4 km/h	93,1 km/h	93,0 km/h	92,7 km/h	92,4 km/h	92,3 km/h	92,3 km/h	92,0 km/h	91,8 km/h
Lap 1	1:05,934	1:10,787	1:08,957	1:17,205	1:09,691	1:08,463	1:13,706	1:11,737	1:02,412	1:07,125	1:07,208	1:05,814
Lap 2	0:53,108	0:49,654	1:02,641	1:03,184	0:59,310	0:49,899	0:56,577	0:57,960	0:56,706	0:59,128	0:57,456	0:54,366
Lap 3	0:47,700	0:45,477	0:52,307	0:56,432	0:45,635	0:47,173	0:46,524	0:49,373	0:45,621	0:57,001	0:52,658	0:46,100
Lap 4	0:45,777	0:43,787	0:45,038	0:54,050	0:44,297	0:44,732	0:44,282	0:47,921	0:45,263	0:45,381	0:50,601	0:45,514
Lap 5	0:44,903	0:43,195	0:43,346	0:44,957	0:43,504	0:44,450	0:44,667	0:47,396	0:43,640	0:44,195	0:46,308	0:45,029
Lap 6	0:45,192	0:43,160	0:43,457	0:43,389	0:44,040	0:43,508	0:45,791	0:43,955	0:43,591	0:43,194	0:45,209	0:46,770
Lap 7	0:44,890	0:43,003	0:44,184	0:43,255	0:43,523	0:43,393	0:44,252	0:43,564	0:44,084	0:43,542	0:44,111	0:44,183
Lap 8	0:43,187	0:42,943	0:48,373	0:43,050	0:43,592	0:43,185	0:43,317	0:43,381	0:43,270	0:48,562	0:43,939	0:45,112
Lap 9	0:42,925	0:42,634	0:43,000	0:42,926	0:43,495	0:42,987	0:43,075	0:43,564	0:43,183	0:43,398	0:43,477	0:44,452
Lap 10	0:42,378	0:42,789	0:42,778	0:49,215	0:43,591	0:42,860	0:43,076	0:43,143	0:43,155	0:43,250	0:43,389	0:43,828
Lap 11	0:42,496	0:43,305	0:42,640	0:42,663	0:42,959	0:43,549	0:43,006	0:43,968	0:43,229	0:43,432	0:43,318	0:43,391
Lap 12	0:42,477	0:44,130	0:44,117	0:42,789	0:42,872	0:43,151		0:43,129	0:43,171	0:43,349	0:43,318	0:43,789
Lap 13	0:42,087	0:42,972		0:42,824	0:42,950				0:43,262			0:50,998

DEUTSCHE KART-MEISTERSCHAFT

Round 3: 12 - 14 / 07 / 2019

ERFTLANDRING KERPEN




DMSB

DMSB-RegNr.:168/19

Warm Up Pre-Finale A DSKC (KZ2)





Fahrername Driver	Steigerwald Noah	Schröder Tim	Vladic Lukas Milos	Stumpf Stephen	Fredriksson Lucas	Jonsson Lukas	Beyerlein Patrick
schnellste Runde in Runde	0:43,451 Rn. 8	0:43,508 Rn. 11	0:43,569 Rn. 12	0:43,673 Rn. 10	0:43,940 Rn. 11	0:44,304 Rn. 12	4:51,871 Rn. 1
Speed	91,7 km/h	91,6 km/h	91,5 km/h	91,3 km/h	90,7 km/h	90,0 km/h	13,7 km/h
Lap 1	1:12,972	1:07,396	1:00,847	1:14,312	1:08,514	1:10,892	<u>4:51,871</u>
Lap 2	0:56,560	0:54,376	0:48,745	0:54,052	0:57,993	0:55,287	
Lap 3	0:50,164	0:46,117	0:46,434	0:47,956	0:46,756	0:47,909	
Lap 4	0:47,697	0:45,433	0:46,411	0:45,986	0:44,998	0:45,278	
Lap 5	0:46,771	0:45,059	0:44,596	0:44,519	0:44,495	0:45,649	
Lap 6	0:46,136	0:45,353	0:44,121	0:47,185	0:44,169	0:44,903	
Lap 7	0:43,837	0:45,354	0:43,931	0:47,192	0:44,094	0:45,988	
Lap 8	<u>0:43,451</u>	0:47,746	0:44,028	0:45,951	0:43,967	0:44,378	
Lap 9	1:40,832	0:44,036	0:43,756	0:49,813	0:44,554	0:45,301	
Lap 10	0:45,230	0:43,861	0:44,740	<u>0:43,673</u>	0:44,152	0:45,094	
Lap 11	0:43,540	<u>0:43,508</u>	0:44,013	0:47,106	0:43,940	0:44,819	
Lap 12			<u>0:43,569</u>		0:44,143	<u>0:44,304</u>	
Lap 13			0:43,666				



DMSB-RegNr:168/19

Warm Up Pre-Finale A DSKG (K22)




Ziel		Sektion 1		Sektion 2		Sektion 3	
Fahrername	Zeit	Fahrername	Zeit	Fahrername	Zeit	Fahrername	Zeit
1 381 Van Walsstijn,Senna	0:42,087	381 Van Walsstijn,Senna	0:12,186	381 Van Walsstijn,Senna	0:18,774	381 Van Walsstijn,Senna	0:11,116
2 329 Villagomez,Rafael	0:42,634	333 Kapetanidis,Konstantin	0:12,283	329 Villagomez,Rafael	0:18,949	334 Clevert,Lauren-Alexande	0:11,286
3 334 Clevert,Lauren-Alexande	0:42,640	329 Villagomez,Rafael	0:12,307	333 Kapetanidis,Konstantin	0:18,968	333 Kapetanidis,Konstantin	0:11,294
4 333 Kapetanidis,Konstantin	0:42,663	334 Clevert,Lauren-Alexande	0:12,308	334 Clevert,Lauren-Alexande	0:18,978	329 Villagomez,Rafael	0:11,331
5 398 Fetzer,Dennis	0:42,824	398 Fetzer,Dennis	0:12,364	317 Dresen,Andreas	0:19,024	398 Fetzer,Dennis	0:11,334
6 317 Dresen,Andreas	0:42,860	317 Dresen,Andreas	0:12,437	383 Potman,Mark	0:19,073	363 Steigerwald,Noah	0:11,358
7 383 Potman,Mark	0:43,006	383 Potman,Mark	0:12,452	398 Fetzer,Dennis	0:19,077	332 Bednar,Jan	0:11,369
8 352 Huefing,Brio	0:43,129	332 Bednar,Jan	0:12,456	352 Huefing,Brio	0:19,096	317 Dresen,Andreas	0:11,382
9 307 Himmels,Yannik	0:43,155	307 Himmels,Yannik	0:12,482	307 Himmels,Yannik	0:19,120	383 Potman,Mark	0:11,405
10 332 Bednar,Jan	0:43,194	394 Leibmann,Daniel	0:12,484	332 Bednar,Jan	0:19,174	307 Himmels,Yannik	0:11,458
11 394 Leibmann,Daniel	0:43,318	323 Stumpf,Stephen	0:12,489	363 Steigerwald,Noah	0:19,216	352 Huefing,Brio	0:11,467
12 308 Lopez,Marc	0:43,391	308 Lopez,Marc	0:12,515	308 Lopez,Marc	0:19,251	394 Leibmann,Daniel	0:11,544
13 363 Steigerwald,Noah	0:43,451	352 Huefing,Brio	0:12,524	394 Leibmann,Daniel	0:19,271	331 Schröder,Tim	0:11,553
14 331 Schröder,Tim	0:43,508	365 Vladoic,Lukas Milos	0:12,553	331 Schröder,Tim	0:19,279	365 Vladoic,Lukas Milos	0:11,557
15 365 Vladoic,Lukas Milos	0:43,569	363 Steigerwald,Noah	0:12,609	365 Vladoic,Lukas Milos	0:19,301	308 Lopez,Marc	0:11,614
16 323 Stumpf,Stephen	0:43,673	331 Schröder,Tim	0:12,618	323 Stumpf,Stephen	0:19,350	322 Fredriksson,Lucas	0:11,661
17 322 Fredriksson,Lucas	0:43,940	322 Fredriksson,Lucas	0:12,696	322 Fredriksson,Lucas	0:19,439	323 Stumpf,Stephen	0:11,667
18 327 Jonsson,Lukas	0:44,304	327 Jonsson,Lukas	0:12,809	327 Jonsson,Lukas	0:19,595	327 Jonsson,Lukas	0:11,809
19 335 Beyerlein,Patrick	4:51,871	335 Beyerlein,Patrick	0:16,677	335 Beyerlein,Patrick	0:21,655	335 Beyerlein,Patrick	3:57,851

DEUTSCHE KART-MEISTERSCHAFT

Round 3: 12 - 14 / 07 / 2019

ERFTLANDRING KERPEN





DMSB-RegNr:168/19

Warm Up Pre-Finale A DSKG (K22)

Die schnellsten Zeiten

Ort	Nr. Fahrername	Zeit	Streckenl.	Ø Speed
Ziel	381 Van Walstijn,Senna	0:42,087	1107 m	94,7 km/h
Sektion 1	381 Van Walstijn,Senna	0:12,186	329 m	97,2 km/h
Sektion 2	381 Van Walstijn,Senna	0:18,774	475 m	91,1 km/h
Sektion 3	381 Van Walstijn,Senna	0:11,116	303 m	98,1 km/h

	Smr.381 Van Walstijn,Senna NLD SP Motorsport			Smr.329 Villagomez,Rafael MEX BIREL ART RACING KSW			Smr.334 Clevert,Lauren-Alexander DEU Kartshop Ampfing			Smr.333 Kapetanidis,Konstantin DEU CPB SPORT			Smr.398 Fetzer,Dennis DEU SRP Racing Team			
	theoretisch mögliche Bestzeit 0:42,076			theoretisch mögliche Bestzeit 0:42,587			theoretisch mögliche Bestzeit 0:42,572			theoretisch mögliche Bestzeit 0:42,545			theoretisch mögliche Bestzeit 0:42,775			
best	Ziel	Sektion 1	Sektion 2	Sektion 3	Ziel	Sektion 1	Sektion 2	Sektion 3	Ziel	Sektion 1	Sektion 2	Sektion 3	Ziel	Sektion 1	Sektion 2	Sektion 3
Runde 1	0:42,087	0:12,186	0:18,774	0:11,116	1:10,787	0:26,095	0:29,258	0:15,434	1:08,957	0:22,894	0:28,571	0:17,492	1:17,205	0:27,429	0:31,515	0:18,261
Runde 2	0:53,108	0:15,961	0:23,562	0:13,585	0:49,654	0:16,873	0:20,517	0:12,264	1:02,641	0:19,097	0:27,552	0:15,992	1:03,184	0:21,165	0:26,923	0:15,096
Runde 3	0:47,700	0:14,323	0:21,013	0:12,364	0:45,477	0:13,700	0:19,955	0:11,822	0:52,307	0:15,819	0:22,583	0:13,905	0:56,432	0:18,061	0:24,188	0:14,183
Runde 4	0:45,777	0:13,194	0:20,221	0:12,362	0:43,787	0:12,837	0:19,341	0:11,609	0:45,038	0:13,646	0:19,691	0:11,701	0:54,050	0:17,731	0:22,988	0:13,331
Runde 5	0:44,903	0:12,851	0:20,068	0:11,984	0:43,195	0:12,530	0:19,181	0:11,484	0:43,346	0:12,590	0:19,308	0:11,448	0:44,957	0:13,781	0:19,513	0:11,663
Runde 6	0:45,192	0:12,853	0:20,286	0:12,053	0:43,160	0:12,465	0:19,192	0:11,503	0:43,457	0:12,452	0:19,307	0:11,698	0:43,389	0:12,673	0:19,166	0:11,550
Runde 7	0:44,890	0:13,194	0:19,819	0:11,877	0:43,003	0:12,450	0:19,067	0:11,486	0:44,184	0:12,940	0:19,351	0:11,893	0:43,255	0:12,569	0:19,187	0:11,499
Runde 8	0:43,187	0:12,529	0:19,105	0:11,553	0:42,943	0:12,378	0:19,102	0:11,463	0:48,373	0:15,859	0:20,883	0:11,631	0:43,050	0:12,580	0:19,074	0:11,396
Runde 9	0:42,925	0:12,436	0:19,091	0:11,398	0:42,634	0:12,307	0:18,949	0:11,378	0:43,000	0:12,603	0:19,095	0:11,302	0:42,926	0:12,478	0:18,999	0:11,449
Runde 10	0:42,378	0:12,300	0:18,887	0:11,191	0:42,789	0:12,309	0:19,122	0:11,358	0:42,778	0:12,442	0:19,050	0:11,286	0:49,215	0:14,385	0:23,288	0:11,542
Runde 11	0:42,496	0:12,186	0:18,964	0:11,346	0:43,305	0:12,617	0:19,357	0:11,331	0:42,640	0:12,308	0:18,978	0:11,354	0:42,663	0:12,401	0:18,968	0:11,294
Runde 12	0:42,477	0:12,284	0:18,967	0:11,226	0:44,130	0:12,346	0:20,279	0:11,505	0:44,117	0:12,439	0:20,218	0:11,460	0:42,789	0:12,283	0:19,188	0:11,318
Runde 13	0:42,087	0:12,197	0:18,774	0:11,116	0:42,972	0:12,326	0:19,201	0:11,445					0:42,824	0:12,364	0:19,106	0:11,354

DEUTSCHE KART-MEISTERSCHAFT

Round 3: 12 - 14 / 07 / 2019

ERFTLANDRING KERPEN

DMSB





DMSB-RegNr:168/19

Warm Up Pre-Finale A DSKG (K22)

Die schnellsten Zeiten

Ort	Nr. Fahrername	Zeit	Streckenl.	Ø Speed
Ziel	381 Van Walsstijn,Senna	0:42,087	1107 m	94,7 km/h
Sektion 1	381 Van Walsstijn,Senna	0:12,186	329 m	97,2 km/h
Sektion 2	381 Van Walsstijn,Senna	0:18,774	475 m	91,1 km/h
Sektion 3	381 Van Walsstijn,Senna	0:11,116	303 m	98,1 km/h


	Snr.317 Dresen,Andreas DEU SRP Racing Team		Snr.383 Potman,Mark NLD CRG Holland		Snr.352 Huefing,Brio NLD SRP Racing Team		Snr.307 Himmels,Yannik DEU Vailer Motorsport		Snr.332 Bednar,Jan CZE GREGOR KART S.R.O.																
	theoretisch mögliche Bestzeit	Ziel	theoretisch mögliche Bestzeit	Ziel	theoretisch mögliche Bestzeit	Ziel	theoretisch mögliche Bestzeit	Ziel	theoretisch mögliche Bestzeit	Ziel															
best	0:42,860	0:12,437	0:19,024	0:11,382	0:42,860	0:12,437	0:19,024	0:11,382	0:43,006	0:12,452	0:19,073	0:11,405	0:43,129	0:12,524	0:19,096	0:11,467	0:43,155	0:12,482	0:19,120	0:11,458	0:43,194	0:12,456	0:19,174	0:11,369	
Runde 1	1:08,463	0:23,971	0:29,161	0:15,331	1:13,706	0:24,210	0:31,214	0:18,282	1:11,737	0:23,292	0:30,136	0:18,309	1:02,412	0:20,985	0:26,059	0:15,368	1:07,125	0:22,746	0:28,633	0:15,746	0:43,194	0:12,535	0:19,290	0:11,369	
Runde 2	0:49,899	0:15,095	0:21,681	0:13,123	0:56,577	0:18,016	0:24,607	0:13,954	0:57,960	0:19,233	0:24,411	0:14,316	0:56,706	0:17,808	0:26,145	0:12,753	0:59,128	0:18,090	0:26,279	0:14,759	0:43,542	0:12,483	0:19,174	0:11,885	
Runde 3	0:47,173	0:13,849	0:21,033	0:12,291	0:46,524	0:14,094	0:20,442	0:11,988	0:49,373	0:14,909	0:21,437	0:13,027	0:45,621	0:14,051	0:19,833	0:11,737	0:57,001	0:17,954	0:24,100	0:14,947	0:48,562	0:13,147	0:23,621	0:11,794	
Runde 4	0:44,732	0:13,132	0:19,726	0:11,874	0:44,282	0:12,938	0:19,636	0:11,708	0:47,921	0:14,561	0:20,640	0:12,720	0:45,263	0:13,341	0:19,480	0:12,442	0:45,381	0:14,167	0:19,687	0:11,527	0:48,562	0:13,147	0:23,621	0:11,794	
Runde 5	0:44,450	0:12,977	0:19,513	0:11,960	0:44,667	0:13,185	0:19,473	0:12,009	0:47,396	0:14,641	0:20,683	0:12,072	0:43,640	0:12,777	0:19,262	0:11,601	0:44,195	0:13,352	0:19,415	0:11,428	0:48,562	0:13,147	0:23,621	0:11,794	
Runde 6	0:43,508	0:12,699	0:19,240	0:11,569	0:45,791	0:14,307	0:19,907	0:11,577	0:43,955	0:12,984	0:19,389	0:11,582	0:43,591	0:12,614	0:19,403	0:11,574	0:43,194	0:12,535	0:19,290	0:11,369	0:43,542	0:12,483	0:19,174	0:11,885	
Runde 7	0:43,393	0:12,588	0:19,236	0:11,569	0:44,252	0:12,612	0:19,429	0:12,211	0:43,564	0:12,728	0:19,316	0:11,520	0:44,084	0:12,544	0:19,613	0:11,927	0:43,542	0:12,483	0:19,290	0:11,369	0:43,542	0:12,483	0:19,174	0:11,885	
Runde 8	0:43,185	0:12,559	0:19,127	0:11,499	0:43,317	0:12,608	0:19,212	0:11,497	0:43,381	0:12,626	0:19,181	0:11,574	0:43,270	0:12,524	0:19,242	0:11,504	0:48,562	0:13,147	0:23,621	0:11,794	0:48,562	0:13,147	0:23,621	0:11,794	
Runde 9	0:42,987	0:12,455	0:19,070	0:11,462	0:43,075	0:12,525	0:19,145	0:11,405	0:43,564	0:12,616	0:19,096	0:11,852	0:43,183	0:12,549	0:19,147	0:11,487	0:43,398	0:12,570	0:19,341	0:11,487	0:43,398	0:12,570	0:19,341	0:11,487	
Runde 10	0:42,860	0:12,454	0:19,024	0:11,382	0:43,076	0:12,479	0:19,139	0:11,458	0:43,143	0:12,524	0:19,124	0:11,495	0:43,155	0:12,530	0:19,167	0:11,458	0:43,250	0:12,456	0:19,289	0:11,505	0:43,250	0:12,456	0:19,289	0:11,505	
Runde 11	0:43,549	0:12,437	0:19,467	0:11,645	0:43,006	0:12,452	0:19,073	0:11,481	0:43,968	0:12,809	0:19,551	0:11,608	0:43,229	0:12,482	0:19,120	0:11,627	0:43,432	0:12,563	0:19,460	0:11,409	0:43,432	0:12,563	0:19,460	0:11,409	
Runde 12	0:43,151	0:12,470	0:19,168	0:11,513	0:43,129	0:12,557	0:19,105	0:11,467	0:43,171	0:12,494	0:19,182	0:11,495	0:43,171	0:12,494	0:19,182	0:11,495	0:43,349	0:12,607	0:19,350	0:11,392	0:43,349	0:12,607	0:19,350	0:11,392	
Runde 13	0:42,950	0:12,472	0:19,075	0:11,403	0:43,129	0:12,557	0:19,105	0:11,467	0:43,262	0:12,525	0:19,174	0:11,563	0:43,262	0:12,525	0:19,174	0:11,563									

DEUTSCHE KART-MEISTERSCHAFT

Round 3: 12 - 14 / 07 / 2019

ERFTLANDRING KERPEN







DMSB-RegNr:168/19

Warm Up Pre-Finale A DSKG (K22)

Die schnellsten Zeiten

Ort	Nr. Fahrername	Zeit	Streckenl.	Ø Speed
Ziel	381 Van Walsstijn,Senna	0:42,087	1107 m	94,7 km/h
Sektion 1	381 Van Walsstijn,Senna	0:12,186	329 m	97,2 km/h
Sektion 2	381 Van Walsstijn,Senna	0:18,774	475 m	91,1 km/h
Sektion 3	381 Van Walsstijn,Senna	0:11,116	303 m	98,1 km/h

	Smr.394 Leibmann,Daniel DEU Bamberger Karttracing			Smr.308 Lopez,Marc ESP CRG Keijzer racing			Smr.363 Steigenwald,Noah DEU Bamberger Karttracing			Smr.331 Schröder,Tim DEU Mach 1 Motorsport			Smr.365 Vladic,Lukas Milos DEU Bamberger Karttracing																						
	theoretisch mögliche Bestzeit	Sektion 2	Sektion 3	theoretisch mögliche Bestzeit	Sektion 1	Sektion 2	theoretisch mögliche Bestzeit	Sektion 1	Sektion 2	theoretisch mögliche Bestzeit	Sektion 1	Sektion 2	theoretisch mögliche Bestzeit	Sektion 1	Sektion 2	Sektion 3																			
best	0:43,318	0:12,484	0:19,271	0:11,544	0:12,515	0:19,251	0:11,614	0:43,391	0:12,515	0:19,251	0:11,614	0:43,391	0:12,515	0:19,251	0:11,614	0:43,391	0:12,515	0:19,251	0:11,614	0:43,391	0:12,515	0:19,251	0:11,614	0:43,391	0:12,515	0:19,251	0:11,614	0:43,391	0:12,515	0:19,251	0:11,614				
Runde 1	1:07,208	0:23,727	0:27,459	0:16,022	0:22,895	0:25,939	0:16,980	1:05,814	0:22,895	0:25,939	0:16,980	1:05,814	0:22,895	0:25,939	0:16,980	1:05,814	0:22,895	0:25,939	0:16,980	1:05,814	0:22,895	0:25,939	0:16,980	1:05,814	0:22,895	0:25,939	0:16,980	1:05,814	0:22,895	0:25,939	0:16,980	1:05,814	0:22,895	0:25,939	0:16,980
Runde 2	0:57,456	0:17,428	0:25,306	0:14,722	0:18,124	0:23,407	0:12,835	0:54,366	0:18,124	0:23,407	0:12,835	0:54,366	0:18,124	0:23,407	0:12,835	0:54,366	0:18,124	0:23,407	0:12,835	0:54,366	0:18,124	0:23,407	0:12,835	0:54,366	0:18,124	0:23,407	0:12,835	0:54,366	0:18,124	0:23,407	0:12,835	0:54,366	0:18,124	0:23,407	0:12,835
Runde 3	0:52,658	0:16,007	0:22,799	0:13,852	0:13,510	0:20,426	0:12,164	0:46,100	0:13,510	0:20,426	0:12,164	0:46,100	0:13,510	0:20,426	0:12,164	0:46,100	0:13,510	0:20,426	0:12,164	0:46,100	0:13,510	0:20,426	0:12,164	0:46,100	0:13,510	0:20,426	0:12,164	0:46,100	0:13,510	0:20,426	0:12,164	0:46,100	0:13,510	0:20,426	0:12,164
Runde 4	0:50,601	0:15,575	0:21,531	0:13,495	0:13,306	0:19,908	0:12,300	0:45,514	0:13,306	0:19,908	0:12,300	0:45,514	0:13,306	0:19,908	0:12,300	0:45,514	0:13,306	0:19,908	0:12,300	0:45,514	0:13,306	0:19,908	0:12,300	0:45,514	0:13,306	0:19,908	0:12,300	0:45,514	0:13,306	0:19,908	0:12,300	0:45,514	0:13,306	0:19,908	0:12,300
Runde 5	0:46,308	0:14,513	0:19,891	0:11,904	0:13,375	0:19,684	0:11,970	0:45,029	0:13,375	0:19,684	0:11,970	0:45,029	0:13,375	0:19,684	0:11,970	0:45,029	0:13,375	0:19,684	0:11,970	0:45,029	0:13,375	0:19,684	0:11,970	0:45,029	0:13,375	0:19,684	0:11,970	0:45,029	0:13,375	0:19,684	0:11,970	0:45,029	0:13,375	0:19,684	0:11,970
Runde 6	0:45,209	0:13,390	0:20,100	0:11,719	0:14,798	0:20,253	0:11,719	0:44,183	0:14,798	0:20,253	0:11,719	0:44,183	0:14,798	0:20,253	0:11,719	0:44,183	0:14,798	0:20,253	0:11,719	0:44,183	0:14,798	0:20,253	0:11,719	0:44,183	0:14,798	0:20,253	0:11,719	0:44,183	0:14,798	0:20,253	0:11,719	0:44,183	0:14,798	0:20,253	0:11,719
Runde 7	0:44,111	0:12,645	0:19,689	0:11,777	0:12,899	0:19,499	0:11,785	0:44,183	0:12,899	0:19,499	0:11,785	0:44,183	0:12,899	0:19,499	0:11,785	0:44,183	0:12,899	0:19,499	0:11,785	0:44,183	0:12,899	0:19,499	0:11,785	0:44,183	0:12,899	0:19,499	0:11,785	0:44,183	0:12,899	0:19,499	0:11,785	0:44,183	0:12,899	0:19,499	0:11,785
Runde 8	0:43,939	0:12,854	0:19,377	0:11,708	0:13,402	0:19,673	0:12,037	0:45,112	0:13,402	0:19,673	0:12,037	0:45,112	0:13,402	0:19,673	0:12,037	0:45,112	0:13,402	0:19,673	0:12,037	0:45,112	0:13,402	0:19,673	0:12,037	0:45,112	0:13,402	0:19,673	0:12,037	0:45,112	0:13,402	0:19,673	0:12,037	0:45,112	0:13,402	0:19,673	0:12,037
Runde 9	0:43,477	0:12,607	0:19,290	0:11,580	0:13,365	0:19,473	0:11,614	0:44,452	0:13,365	0:19,473	0:11,614	0:44,452	0:13,365	0:19,473	0:11,614	0:44,452	0:13,365	0:19,473	0:11,614	0:44,452	0:13,365	0:19,473	0:11,614	0:44,452	0:13,365	0:19,473	0:11,614	0:44,452	0:13,365	0:19,473	0:11,614	0:44,452	0:13,365	0:19,473	0:11,614
Runde 10	0:43,389	0:12,484	0:19,271	0:11,634	0:12,925	0:19,265	0:11,638	0:43,828	0:12,925	0:19,265	0:11,638	0:43,828	0:12,925	0:19,265	0:11,638	0:43,828	0:12,925	0:19,265	0:11,638	0:43,828	0:12,925	0:19,265	0:11,638	0:43,828	0:12,925	0:19,265	0:11,638	0:43,828	0:12,925	0:19,265	0:11,638	0:43,828	0:12,925	0:19,265	0:11,638
Runde 11	0:43,318	0:12,496	0:19,278	0:11,544	0:12,515	0:19,251	0:11,625	0:43,391	0:12,515	0:19,251	0:11,625	0:43,391	0:12,515	0:19,251	0:11,625	0:43,391	0:12,515	0:19,251	0:11,625	0:43,391	0:12,515	0:19,251	0:11,625	0:43,391	0:12,515	0:19,251	0:11,625	0:43,391	0:12,515	0:19,251	0:11,625	0:43,391	0:12,515	0:19,251	0:11,625
Runde 12		0:12,571	0:19,458		0:43,789	0:12,661	0:11,672	0:43,789	0:12,661	0:19,456	0:11,672	0:43,789	0:12,661	0:19,456	0:11,672	0:43,789	0:12,661	0:19,456	0:11,672	0:43,789	0:12,661	0:19,456	0:11,672	0:43,789	0:12,661	0:19,456	0:11,672	0:43,789	0:12,661	0:19,456	0:11,672	0:43,789	0:12,661	0:19,456	0:11,672
Runde 13					0:50,998	0:12,609	0:17,063	0:50,998	0:12,609	0:21,326	0:17,063	0:50,998	0:12,609	0:21,326	0:17,063	0:50,998	0:12,609	0:21,326	0:17,063	0:50,998	0:12,609	0:21,326	0:17,063	0:50,998	0:12,609	0:21,326	0:17,063	0:50,998	0:12,609	0:21,326	0:17,063	0:50,998	0:12,609	0:21,326	0:17,063

Round 3: 12 - 14 / 07 / 2019

ERFTLANDRING KERPEN

DEUTSCHE KART-MEISTERSCHAFT

DMSB-RegNr:168/19

Warm Up Pre-Finale A DSKG (K22)

Die schnellsten Zeiten

Ort	Nr. Fahrername	Zeit	Streckenl.	Ø Speed
Ziel	381 Van Walslijn,Senna	0:42,087	1107 m	94,7 km/h
Sektion 1	381 Van Walslijn,Senna	0:12,186	329 m	97,2 km/h
Sektion 2	381 Van Walslijn,Senna	0:18,774	475 m	91,1 km/h
Sektion 3	381 Van Walslijn,Senna	0:11,116	303 m	98,1 km/h

	Smr.323 Stumpf,Stephen DEU Solgat Motorsport	Smr.322 Fredrikson,Lucas SWE JP RACING	Smr.327 Jonsson,Lukas SWE JP RACING	Smr.335 Beyerlein,Patrick DEU BEYMO-Kartracing
	theoretisch mögliche Bestzeit 0:43,506	theoretisch mögliche Bestzeit 0:43,796	theoretisch mögliche Bestzeit 0:44,213	theoretisch mögliche Bestzeit 4:36,183
best	Ziel Sektion 1 Sektion 2 Sektion 3 0:43,673 0:12,489 0:19,350 0:11,667	Ziel Sektion 1 Sektion 2 Sektion 3 0:43,940 0:12,696 0:19,439 0:11,661	Ziel Sektion 1 Sektion 2 Sektion 3 0:44,304 0:12,809 0:19,595 0:11,809	Ziel Sektion 1 Sektion 2 Sektion 3 4:51,871 0:16,677 0:21,655 3:57,851
Runde 1	1:14,312 0:25,856 0:32,698 0:15,758	1:08,514 0:22,466 0:29,887 0:16,161	1:10,892 0:22,782 0:30,300 0:17,810	4:51,871 0:22,884 0:31,136 3:57,851
Runde 2	0:54,052 0:17,405 0:23,147 0:13,500	0:57,993 0:18,195 0:26,553 0:13,245	0:55,287 0:17,625 0:23,810 0:13,852	0:16,677 0:21,655
Runde 3	0:47,956 0:14,978 0:20,722 0:12,256	0:46,756 0:14,412 0:20,242 0:12,102	0:47,909 0:14,816 0:20,792 0:12,301	
Runde 4	0:45,986 0:13,701 0:20,068 0:12,217	0:44,998 0:13,077 0:19,999 0:11,922	0:45,278 0:13,272 0:19,998 0:12,008	
Runde 5	0:44,519 0:13,072 0:19,730 0:11,717	0:44,495 0:13,077 0:19,698 0:11,720	0:45,649 0:13,468 0:20,131 0:12,050	
Runde 6	0:47,185 0:12,967 0:20,070 0:14,148	0:44,169 0:12,923 0:19,554 0:11,692	0:44,903 0:13,001 0:19,889 0:12,013	
Runde 7	0:47,192 0:15,325 0:19,846 0:12,021	0:44,094 0:12,809 0:19,544 0:11,741	0:45,988 0:13,512 0:19,943 0:12,533	
Runde 8	0:45,951 0:12,758 0:19,969 0:13,224	0:43,967 0:12,696 0:19,590 0:11,681	0:44,378 0:12,859 0:19,710 0:11,809	
Runde 9	0:49,813 0:15,409 0:20,770 0:13,634	0:44,554 0:12,792 0:19,553 0:12,209	0:45,301 0:12,844 0:19,944 0:12,513	
Runde 10	0:43,673 0:12,656 0:19,350 0:11,667	0:44,152 0:12,947 0:19,525 0:11,680	0:45,094 0:12,809 0:20,103 0:12,182	
Runde 11	0:47,106 0:14,820 0:20,612 0:11,674	0:43,940 0:12,840 0:19,439 0:11,661	0:44,819 0:12,903 0:19,797 0:12,119	
Runde 12	0:12,489 0:19,410	0:44,143 0:12,847 0:19,607 0:11,689	0:44,304 0:12,868 0:19,595 0:11,841	
Runde 13				



DMSB-RegNr:168/19

Pre-Finals DSKC (KZ2)

Pre-Final A

Pos.	No.	Driver	Nation	Bewerber / Sponsor	Nation
1	381	Van Walstijn, Senna		SP Motorsport	
2	329	Villagomez, Rafael		BIREL ART RACING KSW	
3	307	Himmels, Yannik		Valier Motorsport	
4	334	Clevert, Lauren-Alexander		Kartshop Ampling	
5	333	Kapetanidis, Konstantin		CPB SPORT	
6	398	Fetzer, Dennis		SRP Racing Team	
7	323	Stumpf, Stephen		Solgat Motorsport	
8	352	Huefing, Brio		SRP Racing Team	
9	335	Beyerlein, Patrick		BEYMO-Kartracing	
10	332	Bednar, Jan		GREGOR KART S.R.O.	
11	331	Schröder, Tim		Mach1 Motorsport	
12	363	Steigerwald, Noah		Bamberger Kartracing	
13	383	Potman, Mark		CRG Holland	
14	308	Lopez, Marc		CRG Keijzer racing	
15	317	Dresen, Andreas		SRP Racing Team	
16	365	Vladic, Lukas Milos		Bamberger Kartracing	
17	327	Jonsson, Lukas		JP RACING	
18	322	Fredriksson, Lucas		JP RACING	
19	394	Leibmann, Daniel		Bamberger Kartracing	

Pre-Final B

Pos.	No.	Driver	Nation	Bewerber / Sponsor	Nation
1	314	Kindervater, Robert		BIREL ART RACING KSW	
2	397	Trefilovs, Davids		SRP Racing Team	
3	324	Fritsch, Valentino		BIREL ART RACING KSW	
4	312	Colakovic, Nermin		Solgat Motorsport	
5	330	Bos, Jeroen		CRG Holland	
6	310	Tröger, Tim		Mach1 Motorsport	
7	389	Langenbacher, Marvin		RS-Motorsport	
8	382	Risom, Valdemar		RS Competition	
9	318	Walter, Luca		Luca Walter	
10	351	Kreutz, Patrick		RS-Motorsport	
11	328	Hofmann, Benedikt		BIREL ART RACING KSW	
12	316	Über, Sebastian		RS-Motorsport	
13	390	Greif, Toni		Solgat Motorsport	
14	319	Elter, Marc		CRG Holland	
15	345	Lagerstrom, Linus		Linus Lagerstrom	
16	358	Graf, Adrian		Solgat Motorsport	
17	306	Walter, Andre		Solgat Motorsport	
18	387	Preibisch, Marius		Bamberger Kartracing	

Rennleitung:Volker Ehekircher Racedirektor: Horst Seidel

Sportkommissare:Yasin Özer / Tobias Amann / Peter Brings / Florian Koziol

Techn. Kommissare: Hans-Jürgen Dangers / M. Grasshoff / C. Schmidt / J.Lawinger / D.Pietzko / H.-W. Schäfer / K.L. Ruszczynski / A.Sengpiel

Zeitnahme: KART-DATA timing service Franz Schiesler / Manuela Hintner

R 13 DSKC (K22) Heat 3 A <> B

Strecke / track: 1107m

fastest Lap Tim TRÖGER at: 0:43,222

started: 24 classified: 24 not classified: 0 not started: 1

Pos	Str. Nr.	Fahrer Driver	Nation	Bewerber / Sponsor	Nation	Lizenz R.Lizenz	Chassis / Motor / Reifen	Points	Penalty	Runden Laps	Gesamtzeit Differenz	Abstand Gap	beste Runde best Lap	in R. in L.	o Geschw. o Speed
1	381	VAN WALSTIJN, Senna	NLD	SP Motorsport	NLD	35961 47253	Kart Republic / TM / Vega	0		14	10:33,575		0:43,360	13	88,1 km/h 91,9 km/h
2	314	KINDERVATER, Robert	DEU	BIREL ART RACING KSW	AUT	IKC1133505 BK102	Birel Art / TM / Vega	2		14	10:33,760 0:00,185	0:00,185	0:43,386	14	88 km/h 91,9 km/h
3	389	LANGENBACHER, Marvin	DEU	RS-Motorsport	DEU	IKC1152544 KBF1104126	CRG / TM / Vega	3		14	10:39,821 0:06,246	0:06,061	0:44,069	12	87,2 km/h 90,4 km/h
4	307	HIMMELS, Yannik	DEU	Valier Motorsport	DEU	IKC1147857 KBF1063735	SODI / TM / Vega	4		14	10:40,982 0:07,407	0:01,161	0:43,952	13	87 km/h 90,7 km/h
5	330	BOS, Jeroen	NLD	CRG Holland	NLD	21799 15521	CRG / TM / Vega	5	5 sec.	14	10:41,343 0:07,768	0:00,361	0:43,606	12	87 km/h 91,4 km/h
6	335	BEYERLEIN, Patrick	DEU	BEYMO-Kartracing	DEU	IKC1041625 KBF1160795	CRG / TM / Vega	6		14	10:45,735 0:12,160	0:04,392	0:43,700	13	86,4 km/h 91,2 km/h
7	397	TREILOVS, Davids	DEU	SRP Racing Team	DEU	IKC1147656 KBF1156791	Maranello / TM / Vega	7	5 sec.	14	10:47,712 0:14,137	0:01,977	0:43,281	13	86,1 km/h 92,1 km/h
8	312	COLAKOVIC, Nermin	DEU	Solgat Motorsport	DEU	UB1165480 KBF1079882	Birel Art / TM / Vega	8	5 sec.	14	10:48,126 0:14,551	0:00,414	0:43,542	13	86,1 km/h 91,5 km/h
9	333	KAPETANIDIS, Konstantin	DEU	CPB SPORT	FRA	IKC1176576 232241	SODI / TM / Vega	9	5 sec.	14	10:48,933 0:15,358	0:00,807	0:43,423	13	86 km/h 91,8 km/h
10	323	STUMPF, Stephen	DEU	Solgat Motorsport	DEU	IKC1106930 KBF1079882	Birel Art / TM / Vega	10		14	10:51,876 0:18,301	0:02,943	0:43,829	13	85,6 km/h 90,9 km/h
11	334	CLEVERT, Lauren-Alexander	DEU	Kartshop Ampfling	DEU	ICK1173645 KBF1108764	Tony Kart / TM / Vega	11		14	10:52,125 0:18,550	0:00,249	0:43,450	14	85,6 km/h 91,7 km/h
12	306	WALTER, Andre	DEU	Solgat Motorsport	DEU	IKC1161930 KBF1079882	Birel Art / TM / Vega	12	5 sec.	14	10:53,066 0:19,491	0:00,941	0:43,565	13	85,4 km/h 91,5 km/h
13	398	FETZER, Dennis	DEU	SRP Racing Team	DEU	IKC1157082 KBF1156791	Maranello / TM / Vega	13		14	10:54,142 0:20,567	0:01,076	0:43,959	14	85,3 km/h 90,7 km/h
14	316	UBER, Sebastian	DEU	RS-Motorsport	DEU	IKB1117990 KBF1104126	CRG / TM / Vega	14		14	11:00,385 0:26,810	0:06,243	0:44,516	12	84,5 km/h 89,5 km/h
15	310	TRÖGER, Tim	DEU	Mach1 Motorsport	DEU	IKC1132554 KBF1005514	Mach1 / TM / Vega	15		14	11:04,980 0:31,405	0:04,595	0:43,222	13	83,9 km/h 92,2 km/h
16	331	SCHRÖDER, Tim	DEU	Mach1 Motorsport	DEU	IKB1079850 KBF1005514	Mach1 / TM / Vega	16		14	11:18,525 0:44,950	0:13,545	0:44,758	12	82,2 km/h 89 km/h
17	327	JONSSON, Lukas	SWE	JP RACING	SWE	200009017955 105	Exprit / Vortex / Vega	17	5 sec.	13	10:22,535 1 R	1 R	0:44,711	13	83,2 km/h 89,1 km/h
18	308	LOPEZ, Marc	ESP	CRG Keijzer racing	NLD	0014 esp 28613	CRG / TM / Vega	18		13	10:51,217 1 R	0:28,682	0:46,659	11	79,6 km/h 85,4 km/h
19	322	FREDRIKSSON, Lucas	SWE	JP RACING	SWE	200108290073 105	Exprit / Vortex / Vega	19		12	9:32,935 2 R	1 R	0:45,112	12	83,5 km/h 88,3 km/h
20	382	RISOM, Valdemar	DNK	RS Competition	DNK	36523 36053	Tony Kart / Vortex / Vega	20		8	6:18,200 6 R	4 R	0:44,851	6	84,3 km/h 88,9 km/h
21	387	PREIBISCH, Marius	DEU	Bamberger Kartracing	DEU	IKC1181135 KBF1197896	Lenzokart / LKE / Vega	21		7	5:43,510 7 R	1 R	0:46,549	6	81,2 km/h 85,6 km/h
22	332	BEDNAR, Jan	CZE	GREGOR KART S.R.O.	CZE	19AS0152 338	CRG / TM / Vega	22		3	2:25,572 11 R	4 R	0:45,598	3	82,1 km/h 87,4 km/h
23	390	GREIF, Toni	DEU	Solgat Motorsport	DEU	IKB1096240 KBF1079882	Birel Art / TM / Vega	23		3	2:32,211 11 R	0:06,639	0:46,241	3	78,5 km/h 86,2 km/h
24	319	ELTER, Marc	DEU	CRG Holland	NLD	IKC1147174 15521	CRG / TM / Vega	24		1	0:59,461 13 R	2 R	0:53,309	1	67 km/h 74,8 km/h
the following drivers did not start.															
DNS	363	STEIGERWALD, Noah	DEU	Bamberger Kartracing	DEU	IKB1174750 KBF1197896	Luxor / TM / Vega	26		DNS					

StNr. 397,306,333,327,330,312 5 sec penalty Frontfaring

Rennleitung: Volker Ehekircher Racedirektor: Horst Seidel

Sportkommissare: Yasin Özer / Tobias Amann / Peter Brings / Florian Koziol





Techn. Kommissare: Hans-Jürgen Dangers / M. Grasshoff / C. Schmidt / J. Lawinger / D. Pietzko / H.-W. Schäfer / K.L. Ruszczynski / A. Sengpiel

Zeitnahme: KART-DATA timing service Franz Schieszler / Manuela Hintner

Zeitnahme / timekeeping

control 
Franz Schieszler


freigegeben: 18:48:34

DEUTSCHE KART-MEISTERSCHAFT

Round 3: 12 - 14 / 07 / 2019

ERFTLANDRING KERPEN



DMSB

DMSB-RegNr.:168/19

R 13 DSKC (KZ2) Heat 3 A < > B

Fahrername Driver	Van Walsstijn Senna	Kindervater Robert	Langenbacher Marvin	Himmels Yannik	Bos Jeroen	Beyerlein Patrick	Tretlovs Davids	Colakovic Nermin	Kapetanidis Konstantin	Stumpf Stephen	Lauren- Alexander	Walter Andre
schleunigste Runde	0:43,360 Rn. 13	0:43,386 Rn. 14	0:44,069 Rn. 12	0:43,952 Rn. 13	0:43,606 Rn. 12	0:43,700 Rn. 13	0:43,281 Rn. 13	0:43,542 Rn. 13	0:43,423 Rn. 13	0:43,829 Rn. 13	0:43,450 Rn. 14	0:43,565 Rn. 13
Speed	91,9 km/h	91,9 km/h	90,4 km/h	90,7 km/h	91,4 km/h	91,2 km/h	92,1 km/h	91,5 km/h	91,8 km/h	90,9 km/h	91,7 km/h	91,5 km/h
Lap 1	0:51,522	0:50,844	0:50,422	0:49,923	0:51,259	0:50,536	0:49,948	0:50,536	0:52,772	0:50,579	0:51,674	0:50,482
Lap 2	0:46,468	0:46,639	0:46,534	0:46,723	0:46,621	0:48,560	0:47,924	0:47,425	0:46,538	0:48,217	0:48,838	0:47,501
Lap 3	0:45,682	0:44,648	0:45,810	0:45,733	0:45,872	0:46,126	0:45,584	0:45,365	0:46,959	0:46,890	0:48,003	0:46,735
Lap 4	0:44,770	0:44,468	0:46,249	0:45,261	0:46,096	0:45,255	0:46,120	0:46,043	0:47,849	0:48,852	0:45,709	0:45,453
Lap 5	0:44,732	0:44,162	0:44,471	0:44,848	0:45,613	0:45,220	0:45,526	0:45,438	0:44,603	0:46,927	0:45,204	0:45,041
Lap 6	0:44,484	0:45,306	0:44,306	0:44,910	0:44,068	0:45,508	0:44,256	0:44,331	0:44,146	0:46,186	0:45,746	0:44,811
Lap 7	0:43,968	0:43,808	0:45,345	0:46,468	0:44,721	0:45,601	0:48,024	0:44,521	0:45,048	0:46,028	0:46,415	0:46,044
Lap 8	0:47,704	0:45,743	0:44,907	0:45,193	0:44,718	0:44,747	0:46,023	0:45,389	0:45,018	0:45,784	0:45,282	0:47,082
Lap 9	0:43,667	0:44,397	0:45,340	0:44,617	0:44,197	0:44,452	0:46,569	0:44,586	0:45,824	0:45,220	0:44,383	0:45,546
Lap 10	0:43,969	0:43,947	0:44,802	0:44,645	0:44,336	0:44,110	0:44,404	0:44,586	0:44,903	0:44,609	0:44,407	0:44,938
Lap 11	0:43,881	0:45,138	0:44,264	0:45,424	0:43,700	0:43,826	0:43,536	0:48,170	0:43,593	0:44,106	0:43,771	0:43,878
Lap 12	0:44,250	0:44,192	0:44,069	0:44,226	0:43,606	0:43,702	0:43,390	0:43,899	0:43,657	0:44,353	0:43,781	0:47,314
Lap 13	0:43,360	0:43,415	0:44,085	0:43,952	0:43,663	0:43,700	0:43,281	0:43,542	0:43,423	0:43,829	0:43,531	0:43,565
Lap 14	0:43,419	0:43,386	0:44,360	0:44,100	0:43,699	0:43,775	0:43,445	0:44,061	0:43,440	0:44,064	0:43,450	0:43,861






DEUTSCHE KART-MEISTERSCHAFT

Round 3: 12 - 14 / 07 / 2019

ERFTLANDRING KERPEN


DMSB




DMSB-RegNr.:168/19

R 13 DSKG (KZ2) Heat 3 A < > B

Fahrername Driver	Fetzer Dennis	Über Sebastian	Träger Tim	Schröder Tim	Jonsson Lukas	Lopez Marc	Fredriksson Lucas	Risom Valdemar	Preibisch Marius	Bednar Jan	Greif Toni	Elter Marc
schnellste Runde	0:43,959 Rn. 14	0:44,516 Rn. 12	0:43,222 Rn. 13	0:44,758 Rn. 12	0:44,711 Rn. 13	0:46,659 Rn. 11	0:45,112 Rn. 12	0:44,851 Rn. 6	0:46,549 Rn. 6	0:45,598 Rn. 3	0:46,241 Rn. 3	0:53,309 Rn. 1
Speed	90,7 km/h	89,5 km/h	92,2 km/h	89,0 km/h	89,1 km/h	85,4 km/h	88,3 km/h	88,9 km/h	85,6 km/h	87,4 km/h	86,2 km/h	74,8 km/h
Lap 1	0:49,662	0:58,378	0:51,054	0:49,730	0:54,324	0:54,235	0:53,369	0:50,610	0:52,649	0:48,931	0:53,225	0:53,309
Lap 2	0:46,406	0:48,043	0:47,580	0:46,835	0:49,319	0:49,611	0:49,138	0:47,425	0:48,781	0:46,627	0:46,471	
Lap 3	0:45,652	0:46,939	0:48,011	0:45,901	0:48,151	0:54,933	0:53,042	0:45,252	0:47,906	0:45,598	0:46,241	
Lap 4	0:45,315	0:47,896	0:44,596	0:46,760	0:47,048	0:49,229	0:46,631	0:47,000	0:47,541			
Lap 5	0:44,812	0:45,392	0:45,148	0:45,825	0:45,902	0:48,209	0:46,624	0:45,003	0:46,853			
Lap 6	0:44,671	0:44,866	0:45,485	0:45,806	0:45,697	0:47,024	0:45,421	0:44,851	0:46,549			
Lap 7	1:00,362	0:45,836	1:08,859	0:46,142	0:48,140	0:48,640	0:45,335	0:46,094	0:47,201			
Lap 8	0:45,544	0:45,356	0:44,640	0:47,320	0:46,167	0:47,319	0:45,540	0:46,509				
Lap 9	0:45,109	0:44,748	0:44,398	1:09,792	0:45,050	0:47,811	0:45,282					
Lap 10	0:44,309	0:44,702	0:44,220	0:46,914	0:45,268	0:46,861	0:45,395					
Lap 11	0:43,982	0:46,801	0:43,725	0:45,237	0:45,853	0:46,659	0:45,310					
Lap 12	0:44,392	0:44,516	0:43,481	0:44,758	0:45,360	0:49,275	0:45,112					
Lap 13	0:44,579	0:44,568	0:43,222	0:45,455	0:44,711	0:54,643						
Lap 14	0:43,959	0:45,941	0:45,164	0:47,571								






DEUTSCHE KART-MEISTERSCHAFT



Round 3: 12 - 14 / 07 / 2019





ERFTLANDRING KERPEN



DMSB-RegNr:1688/19

R 13 DSKC (KZ2) Heat 3 A < > B




Ziel		Sektion 1		Sektion 2		Sektion 3	
Fahrername	Zeit	Fahrername	Zeit	Fahrername	Zeit	Fahrername	Zeit
1 310 Tröger, Tim	0:43,222	397 Trefilovs, Davids	0:12,469	314 Kindervater, Robert	0:19,200	310 Tröger, Tim	0:11,354
2 397 Trefilovs, Davids	0:43,281	306 Walter, Andre	0:12,499	381 Van Walsstijn, Senna	0:19,223	333 Kapetanidis, Konstantin	0:11,436
3 381 Van Walsstijn, Senna	0:43,360	381 Van Walsstijn, Senna	0:12,523	310 Tröger, Tim	0:19,296	397 Trefilovs, Davids	0:11,439
4 314 Kindervater, Robert	0:43,386	335 Beyerlein, Patrick	0:12,559	397 Trefilovs, Davids	0:19,307	306 Walter, Andre	0:11,446
5 333 Kapetanidis, Konstantin	0:43,423	330 Bos, Jeroen	0:12,566	333 Kapetanidis, Konstantin	0:19,329	314 Kindervater, Robert	0:11,468
6 334 Clevert, Lauren-Alexandre	0:43,450	334 Clevert, Lauren-Alexandre	0:12,566	330 Bos, Jeroen	0:19,345	334 Clevert, Lauren-Alexandre	0:11,492
7 312 Colakovic, Nermin	0:43,542	310 Tröger, Tim	0:12,572	334 Clevert, Lauren-Alexandre	0:19,392	312 Colakovic, Nermin	0:11,507
8 306 Walter, Andre	0:43,565	333 Kapetanidis, Konstantin	0:12,589	312 Colakovic, Nermin	0:19,415	307 Himmels, Yannik	0:11,527
9 330 Bos, Jeroen	0:43,606	314 Kindervater, Robert	0:12,595	335 Beyerlein, Patrick	0:19,432	398 Fetzer, Dennis	0:11,541
10 335 Beyerlein, Patrick	0:43,700	312 Colakovic, Nermin	0:12,605	306 Walter, Andre	0:19,541	381 Van Walsstijn, Senna	0:11,551
11 323 Stumpf, Stephen	0:43,829	323 Stumpf, Stephen	0:12,625	398 Fetzer, Dennis	0:19,559	330 Bos, Jeroen	0:11,552
12 307 Himmels, Yannik	0:43,952	307 Himmels, Yannik	0:12,721	323 Stumpf, Stephen	0:19,577	323 Stumpf, Stephen	0:11,627
13 398 Fetzer, Dennis	0:43,959	398 Fetzer, Dennis	0:12,723	389 Langenbacher, Marvin	0:19,581	389 Langenbacher, Marvin	0:11,645
14 389 Langenbacher, Marvin	0:44,069	389 Langenbacher, Marvin	0:12,758	307 Himmels, Yannik	0:19,631	335 Beyerlein, Patrick	0:11,672
15 316 Uber, Sebastian	0:44,516	316 Uber, Sebastian	0:12,778	382 Risom, Valdemar	0:19,767	316 Uber, Sebastian	0:11,695
16 327 Jonsson, Lukas	0:44,711	382 Risom, Valdemar	0:12,794	331 Schröder, Tim	0:19,779	382 Risom, Valdemar	0:11,873
17 331 Schröder, Tim	0:44,758	331 Schröder, Tim	0:12,853	327 Jonsson, Lukas	0:19,903	327 Jonsson, Lukas	0:11,897
18 382 Risom, Valdemar	0:44,851	322 Fredriksson, Lucas	0:12,906	322 Fredriksson, Lucas	0:19,954	322 Fredriksson, Lucas	0:11,923
19 322 Fredriksson, Lucas	0:45,112	327 Jonsson, Lukas	0:12,911	316 Uber, Sebastian	0:19,996	332 Bednar, Jan	0:11,987
20 332 Bednar, Jan	0:45,598	390 Greif, Toni	0:13,093	390 Greif, Toni	0:20,003	331 Schröder, Tim	0:12,008
21 390 Greif, Toni	0:46,241	308 Lopez, Marc	0:13,123	332 Bednar, Jan	0:20,378	390 Greif, Toni	0:12,154
22 387 Preibisch, Marius	0:46,549	332 Bednar, Jan	0:13,233	308 Lopez, Marc	0:20,413	387 Preibisch, Marius	0:12,240
23 308 Lopez, Marc	0:46,659	387 Preibisch, Marius	0:13,447	387 Preibisch, Marius	0:20,774	308 Lopez, Marc	0:12,451
24 319 Elter, Marc	0:53,309	319 Elter, Marc	0:14,647	319 Elter, Marc	0:21,989	319 Elter, Marc	0:12,981

DEUTSCHE KART-MEISTERSCHAFT

Round 3: 12 - 14 / 07 / 2019

ERFTLANDRING KERPEN





DMSB-RegNr:168/19

R 13 DSKG (KZ2) Heat 3 A < > B

Die schnellsten Zeiten

Ort	Nr. Fahrername	Streckentl.	Zeit	Ø Speed
Ziel	310 Tröger, Tim	1107 m	0:43,222	92,2 km/h
Sektion 1	397 Trefflows, Davids	329 m	0:12,469	95,0 km/h
Sektion 2	314 Kindervater, Robert	475 m	0:19,200	89,1 km/h
Sektion 3	310 Tröger, Tim	303 m	0:11,354	96,1 km/h



	Snmr.381 Van Walstijn, Senna NLD SP Motorsport			Snmr.314 Kindervater, Robert DEU BIREL ART RACING KSW			Snmr.330 Bos, Jeroen NLD CRG Holland			Snmr.389 Langenbacher, Marvin DEU RS-Motorsport			Snmr.307 Himmels, Yannik DEU Valier Motorsport							
	theoretisch mögliche Bestzeit	Sektion 2	Sektion 3	theoretisch mögliche Bestzeit	Sektion 1	Sektion 2	Sektion 3	theoretisch mögliche Bestzeit	Sektion 1	Sektion 2	Sektion 3	theoretisch mögliche Bestzeit	Sektion 1	Sektion 2	Sektion 3					
best	0:43,360	0:12,523	0:19,223	0:11,551	0:43,386	0:12,595	0:19,200	0:11,468	0:43,606	0:12,566	0:19,345	0:11,552	0:44,069	0:12,758	0:19,581	0:11,645	0:43,952	0:12,721	0:19,631	0:11,527
Runde 1	0:51,522	0:17,387	0:21,495	0:12,640	0:50,844	0:16,418	0:21,118	0:13,308	0:51,259	0:17,288	0:21,033	0:12,938	0:50,422	0:16,452	0:20,926	0:13,044	0:49,923	0:15,673	0:21,058	0:13,192
Runde 2	0:46,468	0:13,658	0:20,531	0:12,279	0:46,639	0:13,643	0:20,543	0:12,453	0:46,621	0:13,856	0:20,630	0:12,135	0:46,534	0:13,810	0:20,454	0:12,270	0:46,723	0:14,041	0:20,466	0:12,216
Runde 3	0:45,682	0:13,229	0:20,334	0:12,119	0:44,648	0:12,959	0:19,735	0:11,954	0:45,872	0:13,309	0:20,068	0:12,495	0:45,810	0:13,262	0:20,167	0:12,381	0:45,733	0:13,309	0:20,203	0:12,221
Runde 4	0:44,770	0:12,971	0:19,866	0:11,933	0:44,468	0:12,763	0:19,785	0:11,920	0:46,096	0:13,318	0:20,427	0:12,351	0:46,249	0:13,520	0:20,364	0:12,365	0:45,261	0:13,261	0:20,185	0:11,815
Runde 5	0:44,732	0:13,353	0:19,620	0:11,759	0:44,162	0:12,701	0:19,639	0:11,822	0:45,613	0:13,690	0:19,820	0:12,103	0:44,471	0:12,902	0:19,726	0:11,843	0:44,848	0:12,978	0:19,990	0:11,880
Runde 6	0:44,484	0:13,287	0:19,552	0:11,645	0:45,306	0:14,224	0:19,428	0:11,654	0:44,068	0:12,887	0:19,594	0:11,587	0:44,306	0:12,905	0:19,723	0:11,678	0:44,910	0:13,366	0:19,817	0:11,727
Runde 7	0:43,968	0:12,815	0:19,585	0:11,568	0:43,808	0:12,817	0:19,342	0:11,649	0:44,721	0:12,837	0:19,454	0:12,430	0:45,345	0:12,903	0:19,606	0:12,836	0:46,468	0:12,888	0:19,787	0:13,793
Runde 8	0:47,704	0:12,656	0:19,997	0:15,051	0:45,743	0:12,982	0:20,630	0:12,131	0:44,718	0:12,803	0:19,727	0:12,188	0:44,907	0:12,758	0:20,024	0:12,125	0:45,193	0:12,928	0:20,268	0:11,997
Runde 9	0:43,667	0:12,615	0:19,496	0:11,556	0:44,397	0:12,800	0:19,806	0:11,791	0:44,197	0:12,836	0:19,670	0:11,691	0:45,340	0:13,753	0:19,750	0:11,837	0:44,617	0:12,955	0:19,896	0:11,766
Runde 10	0:43,969	0:12,794	0:19,624	0:11,551	0:43,947	0:12,744	0:19,634	0:11,569	0:44,336	0:12,904	0:19,706	0:11,726	0:44,802	0:13,048	0:19,998	0:11,756	0:44,645	0:12,908	0:19,956	0:11,781
Runde 11	0:43,881	0:12,724	0:19,505	0:11,652	0:45,138	0:14,047	0:19,453	0:11,638	0:43,700	0:12,683	0:19,345	0:11,672	0:44,264	0:12,865	0:19,581	0:11,818	0:45,424	0:13,886	0:19,860	0:11,678
Runde 12	0:44,250	0:12,807	0:19,528	0:11,915	0:44,192	0:13,032	0:19,200	0:11,960	0:43,606	0:12,667	0:19,346	0:11,593	0:44,069	0:12,800	0:19,624	0:11,645	0:44,226	0:12,817	0:19,735	0:11,674
Runde 13	0:43,360	0:12,523	0:19,223	0:11,614	0:43,415	0:12,659	0:19,288	0:11,468	0:43,663	0:12,721	0:19,390	0:11,552	0:44,085	0:12,763	0:19,608	0:11,714	0:43,952	0:12,721	0:19,631	0:11,600
Runde 14	0:43,419	0:12,570	0:19,270	0:11,579	0:43,386	0:12,595	0:19,305	0:11,486	0:43,699	0:12,566	0:19,513	0:11,620	0:44,360	0:12,779	0:19,808	0:11,773	0:44,100	0:12,852	0:19,721	0:11,527

DEUTSCHE KART-MEISTERSCHAFT

Round 3: 12 - 14 / 07 / 2019

ERFTLANDRING KERPEN





DMSB-RegNr:168/19

R 13 DSKG (KZ2) Heat 3 A < > B

Die schnellsten Zeiten

Ort	Nr. Fahrername	Zeit	Streckenl.	Ø Speed
Ziel	310 Träger,Tim	0:43,222	1107 m	92,2 km/h
Sektion 1	397 Trefflows, Davids	0:12,469	329 m	95,0 km/h
Sektion 2	314 Kinderater, Robert	0:19,200	475 m	89,1 km/h
Sektion 3	310 Träger,Tim	0:11,354	303 m	96,1 km/h


	Snr.397 Trefflows, Davids DEU SRP Racing Team		Snr.312 Colakovic, Nermin DEU Solgat Motorsport		Snr.333 Kapetanidis, Konstantin DEU CPB SPORT		Snr.335 Beyerlein, Patrick DEU BEYMO-Karttracing		Snr.306 Walter, Andre DEU Solgat Motorsport			
	theoretisch mögliche Bestzeit	0:43,215	theoretisch mögliche Bestzeit	0:43,527	theoretisch mögliche Bestzeit	0:43,354	theoretisch mögliche Bestzeit	0:43,663	theoretisch mögliche Bestzeit	0:43,486		
best	0:43,281	0:12,469	0:19,307	0:11,439	0:43,542	0:12,605	0:19,415	0:11,507	0:43,565	0:12,499	0:19,541	0:11,446
Runde 1	0:49,948	0:15,650	0:21,076	0:13,222	0:50,536	0:16,437	0:21,529	0:12,570	0:50,482	0:16,427	0:21,351	0:12,704
Runde 2	0:47,924	0:15,454	0:20,470	0:12,000	0:47,425	0:13,932	0:21,433	0:12,060	0:47,501	0:14,062	0:21,337	0:12,102
Runde 3	0:45,584	0:13,205	0:20,160	0:12,219	0:45,365	0:13,155	0:20,130	0:12,080	0:46,735	0:13,243	0:21,493	0:11,999
Runde 4	0:46,120	0:13,320	0:20,604	0:12,196	0:46,043	0:13,124	0:20,939	0:11,980	0:45,453	0:12,771	0:20,828	0:11,854
Runde 5	0:45,526	0:13,665	0:19,909	0:11,952	0:45,438	0:13,476	0:20,079	0:11,883	0:45,041	0:13,225	0:20,067	0:11,749
Runde 6	0:44,256	0:13,004	0:19,605	0:11,647	0:44,331	0:12,942	0:19,704	0:11,685	0:44,811	0:12,678	0:20,101	0:12,032
Runde 7	0:48,024	0:12,994	0:22,947	0:12,083	0:44,521	0:12,848	0:19,823	0:11,850	0:46,044	0:13,431	0:20,600	0:12,013
Runde 8	0:46,023	0:13,173	0:20,171	0:12,679	0:45,389	0:13,081	0:20,149	0:12,159	0:47,082	0:13,593	0:20,725	0:12,764
Runde 9	0:46,569	0:14,771	0:19,853	0:11,945	0:44,586	0:12,873	0:19,976	0:11,737	0:45,546	0:13,189	0:20,387	0:11,970
Runde 10	0:44,404	0:12,940	0:19,696	0:11,768	0:44,586	0:12,838	0:20,080	0:11,668	0:44,938	0:13,383	0:19,935	0:11,620
Runde 11	0:43,536	0:12,670	0:19,375	0:11,491	0:48,170	0:17,090	0:19,563	0:11,517	0:43,878	0:12,693	0:19,648	0:11,537
Runde 12	0:43,390	0:12,486	0:19,402	0:11,502	0:43,899	0:12,835	0:19,557	0:11,507	0:47,314	0:15,722	0:19,887	0:11,705
Runde 13	0:43,281	0:12,469	0:19,307	0:11,505	0:43,542	0:12,605	0:19,415	0:11,522	0:43,565	0:12,578	0:19,541	0:11,446
Runde 14	0:43,445	0:12,663	0:19,343	0:11,439	0:44,061	0:13,001	0:19,489	0:11,571	0:43,861	0:12,499	0:19,838	0:11,524

DEUTSCHE KART-MEISTERSCHAFT

Round 3: 12 - 14 / 07 / 2019

ERFTLANDRING KERPEN







DMSB-RegNr:168/19

R 13 DSKG (KZ2) Heat 3 A < > B

Die schnellsten Zeiten

Ort	Nr. Fahrername	Zeit	Streckenl.	Ø Speed
Ziel	310 Tröger, Tim	0:43,222	1107 m	92,2 km/h
Sektion 1	397 Trefflows, Davids	0:12,469	329 m	95,0 km/h
Sektion 2	314 Kindervater, Robert	0:19,200	475 m	89,1 km/h
Sektion 3	310 Tröger, Tim	0:11,354	303 m	96,1 km/h


	Smr.323 Stumpf, Stephen DEU Solgat Motorsport			Smr.334 Clevert, Lauren-Alexander DEU Kartshop Ampling			Smr.398 Feitzer, Dennis DEU SRP Racing Team			Smr.316 Uber, Sebastian DEU RS-Motorsport			Smr.310 Tröger, Tim DEU Mach1 Motorsport							
	theoretisch mögliche Bestzeit	Ziel	Sektion 3	theoretisch mögliche Bestzeit	Ziel	Sektion 3	theoretisch mögliche Bestzeit	Ziel	Sektion 3	theoretisch mögliche Bestzeit	Ziel	Sektion 3	theoretisch mögliche Bestzeit	Ziel	Sektion 3					
best	0:43,829	0:12,625	0:19,577	0:11,627	0:43,829	0:12,625	0:19,577	0:11,627	0:43,959	0:12,723	0:19,559	0:11,541	0:44,516	0:12,778	0:19,996	0:11,695	0:43,222	0:12,572	0:19,296	0:11,354
Runde 1	0:50,579	0:16,841	0:21,292	0:12,446	0:51,674	0:16,082	0:22,481	0:13,111	0:49,662	0:15,663	0:20,863	0:13,136	0:58,378	0:16,914	0:28,931	0:12,533	0:51,054	0:17,446	0:20,907	0:12,701
Runde 2	0:48,217	0:13,913	0:22,062	0:12,242	0:48,838	0:15,367	0:20,662	0:12,809	0:46,406	0:13,537	0:20,388	0:12,481	0:48,043	0:14,343	0:21,200	0:12,500	0:47,580	0:14,119	0:21,254	0:12,207
Runde 3	0:46,890	0:13,334	0:21,307	0:12,249	0:48,003	0:14,353	0:21,360	0:12,290	0:45,652	0:13,306	0:20,104	0:12,242	0:46,939	0:13,700	0:21,067	0:12,172	0:48,011	0:13,252	0:22,531	0:12,228
Runde 4	0:48,852	0:13,927	0:20,261	0:14,664	0:45,709	0:13,256	0:20,203	0:12,250	0:45,315	0:13,303	0:20,145	0:11,867	0:47,896	0:13,239	0:22,500	0:12,157	0:44,596	0:13,051	0:19,827	0:11,718
Runde 5	0:46,927	0:13,898	0:20,790	0:12,239	0:45,204	0:13,054	0:20,045	0:12,105	0:44,812	0:12,981	0:19,855	0:11,976	0:45,392	0:13,085	0:20,488	0:11,819	0:45,148	0:12,820	0:20,661	0:11,667
Runde 6	0:46,186	0:13,919	0:20,110	0:12,157	0:45,746	0:13,229	0:20,258	0:12,259	0:44,671	0:12,915	0:19,895	0:11,861	0:44,866	0:12,843	0:20,167	0:11,856	0:45,485	0:13,243	0:19,675	0:12,567
Runde 7	0:46,028	0:13,158	0:20,572	0:12,298	0:46,415	0:13,408	0:20,772	0:12,235	1:00,362	0:12,969	0:19,843	0:27,550	0:45,836	0:12,996	0:20,645	0:12,195	1:08,859	0:13,056	0:43,609	0:12,194
Runde 8	0:45,784	0:13,176	0:20,433	0:12,175	0:45,282	0:13,121	0:20,186	0:11,975	0:45,544	0:13,501	0:20,057	0:11,986	0:45,356	0:13,264	0:20,151	0:11,941	0:44,640	0:13,025	0:19,906	0:11,709
Runde 9	0:45,220	0:13,090	0:20,050	0:12,080	0:44,383	0:12,909	0:19,712	0:11,762	0:45,109	0:13,322	0:19,882	0:11,905	0:44,748	0:13,028	0:19,996	0:11,724	0:44,398	0:12,996	0:19,550	0:11,852
Runde 10	0:44,609	0:12,968	0:19,818	0:11,823	0:44,407	0:13,274	0:19,462	0:11,671	0:44,309	0:12,940	0:19,657	0:11,712	0:44,702	0:12,938	0:20,044	0:11,720	0:44,220	0:12,947	0:19,663	0:11,610
Runde 11	0:44,106	0:12,753	0:19,647	0:11,706	0:43,771	0:12,700	0:19,409	0:11,662	0:43,982	0:12,756	0:19,559	0:11,667	0:46,801	0:12,852	0:22,040	0:11,909	0:43,725	0:12,697	0:19,433	0:11,595
Runde 12	0:44,353	0:12,630	0:20,007	0:11,716	0:43,781	0:12,722	0:19,497	0:11,562	0:44,392	0:13,268	0:19,583	0:11,541	0:44,516	0:12,778	0:20,043	0:11,695	0:43,481	0:12,640	0:19,450	0:11,391
Runde 13	0:43,829	0:12,625	0:19,577	0:11,627	0:43,531	0:12,629	0:19,394	0:11,508	0:44,579	0:13,237	0:19,713	0:11,629	0:44,568	0:12,818	0:20,022	0:11,728	0:43,222	0:12,572	0:19,296	0:11,354
Runde 14	0:44,064	0:12,689	0:19,656	0:11,719	0:43,450	0:12,566	0:19,392	0:11,492	0:43,959	0:12,723	0:19,626	0:11,610	0:45,941	0:13,804	0:20,265	0:11,872	0:45,164	0:13,736	0:19,751	0:11,677

DEUTSCHE KART-MEISTERSCHAFT

Round 3: 12 - 14 / 07 / 2019

ERFTLANDRING KERPEN







DMSB-RegNr:168/19

R 13 DSKG (KZ2) Heat 3 A < > B

Die schnellsten Zeiten

Ort	Nr. Fahrername	Zeit	Streckenl.	Ø Speed
Ziel	310 Tröger, Tim	0:43,222	1107 m	92,2 km/h
Sektion 1	397 Trefflows, Davids	0:12,469	329 m	95,0 km/h
Sektion 2	314 Kindervater, Robert	0:19,200	475 m	89,1 km/h
Sektion 3	310 Tröger, Tim	0:11,354	303 m	96,1 km/h

	Smr.331 Schröder, Tim DEU Mach1 Motorsport			Smr.327 Jonsson, Lukas SWE JP RACING			Smr.308 Lopez, Marc ESP CRG Keizer racing			Smr.322 Fredriksson, Lukas SWE JP RACING			Smr.382 Risom, Valdemar DNK RS Competition							
	theoretisch mögliche Bestzeit	Ziel	Sektion 3	theoretisch mögliche Bestzeit	Ziel	Sektion 3	theoretisch mögliche Bestzeit	Ziel	Sektion 3	theoretisch mögliche Bestzeit	Ziel	Sektion 3	theoretisch mögliche Bestzeit	Ziel	Sektion 3					
best	0:44,758	0:12,853	0:19,779	0:12,008	0:44,711	0:12,911	0:19,903	0:11,897	0:46,659	0:13,123	0:20,413	0:12,451	0:45,112	0:12,906	0:19,954	0:11,923	0:44,851	0:12,794	0:19,767	0:11,873
Runde 1	0:49,730	0:15,319	0:21,275	0:13,136	0:54,324	0:17,887	0:23,001	0:13,436	0:54,235	0:18,031	0:22,772	0:13,432	0:53,369	0:17,537	0:22,734	0:13,098	0:50,610	0:16,517	0:21,330	0:12,763
Runde 2	0:46,835	0:13,592	0:20,791	0:12,452	0:49,319	0:13,924	0:21,467	0:13,928	0:49,611	0:14,751	0:21,244	0:13,616	0:49,138	0:14,224	0:21,726	0:13,188	0:47,425	0:14,134	0:21,147	0:12,144
Runde 3	0:45,901	0:13,441	0:20,197	0:12,263	0:48,151	0:14,051	0:21,535	0:12,565	0:54,933	0:13,712	0:27,695	0:13,526	0:53,042	0:13,658	0:26,723	0:12,661	0:45,252	0:13,189	0:19,954	0:12,109
Runde 4	0:46,760	0:14,076	0:20,403	0:12,281	0:47,048	0:13,674	0:20,862	0:12,512	0:49,229	0:13,733	0:22,221	0:13,275	0:46,631	0:13,171	0:20,967	0:12,493	0:47,000	0:13,159	0:21,783	0:12,058
Runde 5	0:45,825	0:13,371	0:20,117	0:12,337	0:45,902	0:13,267	0:20,381	0:12,254	0:48,209	0:13,795	0:21,269	0:13,145	0:46,624	0:13,253	0:21,179	0:12,192	0:45,003	0:13,363	0:19,767	0:11,873
Runde 6	0:45,806	0:13,911	0:19,887	0:12,008	0:45,697	0:13,139	0:20,247	0:12,311	0:47,024	0:13,501	0:20,932	0:12,591	0:45,421	0:13,065	0:20,266	0:12,090	0:44,851	0:12,794	0:20,063	0:11,994
Runde 7	0:46,142	0:12,896	0:20,960	0:12,286	0:48,140	0:14,780	0:20,761	0:12,599	0:48,640	0:13,318	0:22,729	0:12,593	0:45,335	0:12,906	0:20,272	0:12,157	0:46,094	0:12,813	0:21,181	0:12,100
Runde 8	0:47,320	0:13,331	0:20,559	0:13,430	0:46,167	0:13,118	0:20,731	0:12,318	0:47,319	0:13,398	0:20,889	0:13,032	0:45,540	0:13,077	0:20,203	0:12,260	0:46,509	0:14,171	0:19,969	0:12,369
Runde 9	1:09,792	0:13,199	0:20,266	0:36,327	0:45,050	0:13,073	0:19,968	0:12,009	0:47,811	0:13,484	0:21,116	0:13,211	0:45,282	0:13,073	0:20,192	0:12,017				
Runde 10	0:46,914	0:14,024	0:20,544	0:12,346	0:45,268	0:12,965	0:20,184	0:12,119	0:46,861	0:13,461	0:20,949	0:12,451	0:45,395	0:13,090	0:20,303	0:12,002				
Runde 11	0:45,237	0:13,074	0:20,140	0:12,023	0:45,853	0:13,055	0:20,378	0:12,420	0:46,659	0:13,188	0:20,413	0:13,058	0:45,310	0:13,100	0:20,287	0:11,923				
Runde 12	0:44,758	0:12,947	0:19,779	0:12,032	0:45,360	0:13,077	0:20,077	0:12,206	0:49,275	0:13,123	0:21,802	0:14,350	0:45,112	0:13,047	0:19,954	0:12,111				
Runde 13	0:45,455	0:13,102	0:20,248	0:12,105	0:44,711	0:12,911	0:19,903	0:11,897	0:54,643	0:14,564	0:27,341	0:12,738		0:13,069						
Runde 14	0:47,571	0:12,853	0:20,718	0:14,000																

DEUTSCHE KART-MEISTERSCHAFT

Round 3: 12 - 14 / 07 / 2019

ERFTLANDRING KERPEN

DMSB

DMSB-RegNr:168/19

R 13 DSKG (KZ2) Heat 3 A < > B

Die schnellsten Zeiten

Ort	Nr. Fahrername	Zeit	Streckenl.	Ø Speed
Ziel	310 Tröger, Tim	0:43,222	1107 m	92,2 km/h
Sektion 1	397 Trefflows, Davids	0:12,469	329 m	95,0 km/h
Sektion 2	314 Kindervater, Robert	0:19,200	475 m	89,1 km/h
Sektion 3	310 Tröger, Tim	0:11,354	303 m	96,1 km/h

	Smr.387 Preibisch, Marius DEU Bamberger Karttracing	Smr.332 Bednar, Jan CZE GREGOR KART S.R.O.	Smr.390 Greif, Toni DEU Solgat Motorsport	Smr.319 Elter, Marc DEU CRG Holland	
	theoretisch mögliche Bestzeit 0:46,461	theoretisch mögliche Bestzeit 0:45,598	theoretisch mögliche Bestzeit 0:45,250	theoretisch mögliche Bestzeit 0:49,617	
best	Ziel Sektion 1 Sektion 2 Sektion 3 0:46,549 0:13,447 0:20,774 0:12,240	Ziel Sektion 1 Sektion 2 Sektion 3 0:45,598 0:13,233 0:20,378 0:11,987	Ziel Sektion 1 Sektion 2 Sektion 3 0:46,241 0:13,093 0:20,003 0:12,154	Ziel Sektion 1 Sektion 2 Sektion 3 0:53,309 0:14,647 0:21,989 0:12,981	Ziel Sektion 1 Sektion 2 Sektion 3
Runde 1	0:52,649 0:16,426 0:23,353 0:12,870	0:48,931 0:14,995 0:21,327 0:12,609	0:53,225 0:17,283 0:23,129 0:12,813	0:53,309 0:17,863 0:22,465 0:12,981	
Runde 2	0:48,781 0:15,088 0:21,101 0:12,592	0:46,627 0:13,718 0:20,520 0:12,389	0:46,471 0:13,784 0:20,533 0:12,154	0:14,647 0:21,989	
Runde 3	0:47,906 0:13,773 0:21,387 0:12,746	0:45,598 0:13,233 0:20,378 0:11,987	0:46,241 0:13,093 0:20,847 0:12,301		
Runde 4	0:47,541 0:14,067 0:20,774 0:12,700	0:14,467	0:13,134 0:20,003		
Runde 5	0:46,853 0:13,525 0:20,851 0:12,477				
Runde 6	0:46,549 0:13,458 0:20,851 0:12,240				
Runde 7	0:47,201 0:13,447 0:21,278 0:12,476				
Runde 8	0:14,211 0:22,531				

R 9 DSKG (KZZ) Heat 2 A <> C

Strecke / track: 1107m

fastest Lap Davids TREFILOVS at: 0:42,362

started: 25 classified: 25 not classified: 0

Pos	Stf. Nr.	Fahrer Driver	Nation	Bewerber / Sponsor	Nation	Lizenz R-Lizenz	Chassis / Motor / Reifen	Points	Penalty	Runden Laps	Gesamtzeit Differenz	Abstand Gap	beste Runde best Lap	in R. in L.	o Geschw. o Speed
1	381	VAN WALSTIJN, Senna	NLD	SP Motorsport	NLD	35961 47253	Kart Republic / TM / Vega	0		14	10:25,759		0:42,431	6	89,2 km/h 93,9 km/h
2	397	TREFILOVS, Davids	DEU	SRP Racing Team	DEU	IKC1147656 KBF1156791	Maranello / TM / Vega	2		14	10:26,950 0:01,191	0:01,191	0:42,362	8	89 km/h 94,1 km/h
3	324	FRITSCH, Valentino	DEU	BIREL ART RACING KSW	AUT	IKB 1173038 BK102	Birel Art / TM / Vega	3		14	10:27,624 0:01,865	0:00,674	0:42,775	10	88,9 km/h 93,2 km/h
4	329	VILLAGOMEZ, Rafael	MEX	BIREL ART RACING KSW	AUT	0525 BK102	Birel Art / TM / Vega	4		14	10:28,399 0:02,640	0:00,775	0:42,986	7	88,8 km/h 92,7 km/h
5	332	BEDNAR, Jan	CZE	GREGOR KART S.R.O.	CZE	19AS0152 338	CRG / TM / Vega	5		14	10:29,199 0:03,440	0:00,800	0:42,852	7	88,7 km/h 93 km/h
6	312	COLAKOVIC, Nermin	DEU	Solgat Motorsport	DEU	UB1165480 KBF1079882	Birel Art / TM / Vega	6		14	10:31,119 0:05,360	0:01,920	0:42,864	9	88,4 km/h 93 km/h
7	398	FETZER, Dennis	DEU	SRP Racing Team	DEU	IKC1157082 KBF1156791	Maranello / TM / Vega	7		14	10:31,530 0:05,719	0:00,411	0:43,018	6	88,3 km/h 92,6 km/h
8	383	POTMAN, Mark	NLD	CRG Holland	NLD	30972 15521	CRG / TM / Vega	8		14	10:40,825 0:15,066	0:09,295	0:43,168	9	87,1 km/h 92,3 km/h
9	318	WALTER, Luca	DEU	Luca Walter	DEU	IKC1140650 IKC1140650	Alpha Karting / TM / Vega	9		14	10:41,082 0:15,323	0:00,257	0:43,185	11	87 km/h 92,3 km/h
10	333	KAPETANIDIS, Konstantin	DEU	CPB SPORT	FRA	IKC1176576 232241	SODI / TM / Vega	10		14	10:41,299 0:15,540	0:00,217	0:42,716	10	87 km/h 93,3 km/h
11	352	HUETING, Brio	NLD	SRP Racing Team	DEU	46098 KBF1156791	Maranello / TM / Vega	11		14	10:41,649 0:15,890	0:00,350	0:43,044	10	87 km/h 92,6 km/h
12	323	STUMPF, Stephen	DEU	Solgat Motorsport	DEU	IKC1106930 KBF1079882	Birel Art / TM / Vega	12		14	10:42,210 0:16,451	0:00,561	0:42,898	10	86,9 km/h 92,9 km/h
13	317	DRESEN, Andreas	DEU	SRP Racing Team	DEU	IKC1116375 KBF1156791	Maranello / TM / Vega	13		14	10:43,028 0:17,269	0:00,818	0:43,210	7	86,8 km/h 92,2 km/h
14	345	LAGERSTROM, Linus	SWE	Linus Lagerstrom	SWE	199409301216 199409301216	CRG / TM / Vega	14		14	10:43,437 0:17,678	0:00,409	0:43,372	8	86,7 km/h 91,9 km/h
15	330	BOS, Jeroen	NLD	CRG Holland	NLD	21799 15521	CRG / TM / Vega	15		14	10:44,215 0:18,456	0:00,778	0:42,783	8	86,6 km/h 93,1 km/h
16	358	GRAF, Adrian	DEU	Solgat Motorsport	DEU	IKC1126334 KBF1079882	Birel Art / TM / Vega	16		14	10:46,775 0:21,016	0:02,560	0:43,646	9	86,3 km/h 91,3 km/h
17	328	HOFMANN, Benedikt	DEU	BIREL ART RACING KSW	AUT	IKC1116634 BK102	Birel Art / TM / Vega	17	5 sec.	14	10:46,928 0:21,169	0:00,153	0:43,159	10	86,2 km/h 92,3 km/h
18	365	VLADIC, Lukas Milos	DEU	Bamberger Karttracing	DEU	IKC1191160 KBF1197896	Luxor / TM / Vega	18		14	10:46,930 0:21,171	0:00,002	0:43,540	6	86,2 km/h 91,5 km/h
19	327	JONSSON, Lukas	SWE	JP RACING	SWE	200009017955 105	Exprit / Vortex / Vega	19		14	10:48,239 0:22,480	0:01,309	0:44,129	10	86,1 km/h 90,3 km/h
20	389	LANGENBACHER, Marvin	DEU	RS-Motorsport	DEU	IKC1152544 KBF1104126	CRG / TM / Vega	20		14	10:49,539 0:23,780	0:01,300	0:42,850	10	85,9 km/h 93 km/h
21	351	KREUTZ, Patrick	DEU	RS-Motorsport	DEU	IKB1101586 KBF1104126	CRG / TM / Vega	21	5 sec.	14	10:50,032 0:24,273	0:00,493	0:43,204	7	85,8 km/h 92,2 km/h
22	387	PREIBISCH, Marius	DEU	Bamberger Karttracing	DEU	IKC1181135 KBF1197896	Lenzokart / LKE / Vega	22	5 sec.	14	10:50,537 0:24,778	0:00,505	0:43,803	5	85,8 km/h 91 km/h
23	322	FREDRIKSSON, Lucas	SWE	JP RACING	SWE	200108290073 105	Exprit / Vortex / Vega	23	5 sec.	14	10:53,937 0:28,178	0:03,400	0:43,666	7	85,3 km/h 91,3 km/h
24	394	LEIBMANN, Daniel	DEU	Bamberger Karttracing	DEU	IKB1043835 KBF1197896	Lenzokart / LKE / Vega	24		10	7:35,687 4 R	4 R	0:43,608	5	87,5 km/h 91,4 km/h
25	306	WALTER, Andre	DEU	Solgat Motorsport	DEU	IKC1161930 KBF1079882	Birel Art / TM / Vega	25		2	1:40,530 12 R	8 R	0:46,302	2	79,3 km/h 86,1 km/h

StNr. 328 5 sec penalty false Start

StNr. 387,351,322 5 sec penalty Frontfairing

Rennleitung: Volker Ehekircher Racedirektor: Horst Seidel

Sportkommissare: Yasin Özer / Tobias Amann / Peter Brings / Florian Koziol

Techn. Kommissare: Hans-Jürgen Dangers / M. Grasshoff / C. Schmidt / J. Lawinger / D. Pietzko / H.-W. Schäfer / K.L. Ruszczynski / A. Sengpiel

Zeitnahme: KART-DATA timing service Franz Schieszler / Manuela Hintner

Zeitnahme / timekeeping

control 
Franz Schieszler

freigegeben: 17:00:27






DEUTSCHE KART-MEISTERSCHAFT

Round 3: 12 - 14 / 07 / 2019

ERFTLANDRING KERPEN



DMSB

DMSB-RegNr.:168/19

R 9 DSKC (KZ2) Heat 2 A < > C

Fahrername Driver	Van Walsstijn Senna	Treflovs Davids	Fritsch Valentino	Villagomez Rafael	Bednar Jan	Colakovic Nermin	Fezter Dennis	Potman Mark	Walter Luca	Kapetanidis Konstantin	Huefing Brio	Stumpf Stephen
schnellste Runde in Runde	0:42,431 Rn. 6	0:42,362 Rn. 8	0:42,775 Rn. 10	0:42,986 Rn. 7	0:42,852 Rn. 7	0:42,864 Rn. 9	0:43,018 Rn. 6	0:43,168 Rn. 9	0:43,185 Rn. 11	0:42,716 Rn. 10	0:43,044 Rn. 10	0:42,898 Rn. 10
Speed	93,9 km/h	94,1 km/h	93,2 km/h	92,7 km/h	93,0 km/h	93,0 km/h	92,6 km/h	92,3 km/h	92,3 km/h	93,3 km/h	92,6 km/h	92,9 km/h
Lap 1	0:46,941	0:47,578	0:49,482	0:47,233	0:48,191	0:48,034	0:48,274	0:49,054	0:48,791	0:49,544	0:49,172	0:49,306
Lap 2	0:44,476	0:45,298	0:44,392	0:44,304	0:44,796	0:44,984	0:44,728	0:45,650	0:45,654	0:45,260	0:45,421	0:45,311
Lap 3	0:43,802	0:43,752	0:43,857	0:43,938	0:44,683	0:44,878	0:44,692	0:44,177	0:44,877	0:44,973	0:44,298	0:44,831
Lap 4	0:43,237	0:43,087	0:43,307	0:43,540	0:43,264	0:43,872	0:44,153	0:43,981	0:44,065	0:44,444	0:44,472	0:44,583
Lap 5	0:42,954	0:42,757	0:43,088	0:43,257	0:43,200	0:43,385	0:43,322	0:43,255	0:43,347	0:43,451	0:43,361	0:43,910
Lap 6	0:42,431	0:42,881	0:42,896	0:43,226	0:42,887	0:43,047	0:43,018	0:43,215	0:43,631	0:42,767	0:43,380	0:43,732
Lap 7	0:42,822	0:42,578	0:42,865	0:42,986	0:42,852	0:42,915	0:43,213	0:43,264	0:43,642	0:43,325	0:43,605	0:43,513
Lap 8	0:42,527	0:42,362	0:42,809	0:43,134	0:42,927	0:42,996	0:43,780	0:43,389	0:44,181	0:44,489	0:44,365	0:43,237
Lap 9	0:42,593	0:42,407	0:42,877	0:43,084	0:43,017	0:42,864	0:43,910	0:43,168	0:43,402	0:43,579	0:43,448	0:43,914
Lap 10	0:42,482	0:42,499	0:42,775	0:43,010	0:43,048	0:42,892	0:43,677	0:43,568	0:43,320	0:42,716	0:43,044	0:42,898
Lap 11	0:42,807	0:42,937	0:42,953	0:43,167	0:43,326	0:42,987	0:43,310	0:43,801	0:43,185	0:42,903	0:43,613	0:43,200
Lap 12	0:43,079	0:43,156	0:44,260	0:44,036	0:43,438	0:43,417	0:44,176	0:44,629	0:44,043	0:44,144	0:43,651	0:43,829
Lap 13	0:50,978	0:49,004	0:48,417	0:46,803	0:46,304	0:45,691	0:45,187	0:49,133	0:48,675	0:48,817	0:49,464	0:49,456
Lap 14	0:51,251	0:52,051	0:52,391	0:52,849	0:52,847	0:54,183	0:50,888	0:55,074	0:55,040	0:54,815	0:54,421	0:54,381






DEUTSCHE KART-MEISTERSCHAFT

Round 3: 12 - 14 / 07 / 2019

ERFTLANDRING KERPEN



DMSB

DMSB-RegNr.:168/19

R 9 DSKC (KZ2) Heat 2 A < > G

Fahrername Driver	Dresen Andreas	Lagerstrom Linus	Bos Jeroen	Graf Adrian	Hofmann Benedikt	Vladic Lukas Milos	Jonsson Lukas	Langenbacher Marvin	Kreutz Patrick	Preibisch Marius	Fredriksson Lucas	Leibmann Daniel
schnellste Runde in Runde	0:43,210 Rn. 7	0:43,372 Rn. 8	0:42,783 Rn. 8	0:43,646 Rn. 9	0:43,159 Rn. 10	0:43,540 Rn. 6	0:44,129 Rn. 10	0:42,850 Rn. 10	0:43,204 Rn. 7	0:43,803 Rn. 5	0:43,666 Rn. 7	0:43,608 Rn. 5
Speed	92,2 km/h	91,9 km/h	93,1 km/h	91,3 km/h	92,3 km/h	91,5 km/h	90,3 km/h	93,0 km/h	92,2 km/h	91,0 km/h	91,3 km/h	91,4 km/h
Lap 1	0:52,500	0:50,238	0:48,131	0:50,600	0:47,979	0:50,457	0:50,521	0:48,054	0:48,985	0:49,414	0:50,534	0:48,313
Lap 2	0:46,172	0:45,462	0:57,439	0:45,664	0:45,035	0:45,350	0:45,966	0:44,946	0:50,560	0:45,569	0:50,263	0:45,613
Lap 3	0:45,151	0:44,535	0:43,536	0:44,610	0:46,739	0:44,576	0:45,490	1:03,980	0:44,581	0:45,043	0:45,153	0:44,576
Lap 4	0:44,503	0:44,293	0:43,233	0:44,459	0:45,137	0:44,681	0:44,560	0:45,584	0:44,320	0:44,450	0:44,446	0:44,286
Lap 5	0:43,781	0:43,709	0:42,916	0:44,007	0:43,263	0:43,935	0:45,257	0:43,215	0:44,316	0:43,803	0:44,227	0:43,608
Lap 6	0:43,367	0:43,604	0:43,407	0:43,927	0:43,585	0:43,540	0:44,688	0:43,177	0:43,415	0:43,973	0:43,939	0:44,000
Lap 7	0:43,210	0:43,659	0:42,973	0:43,970	0:43,611	0:44,042	0:44,587	0:43,155	0:43,204	0:44,580	0:43,666	0:43,719
Lap 8	0:43,505	0:43,372	0:42,783	0:44,870	0:44,656	0:43,959	0:44,288	0:43,046	0:43,640	0:43,987	0:43,988	0:44,714
Lap 9	0:44,147	0:45,427	0:43,189	0:43,646	0:43,614	0:44,434	0:44,219	0:42,991	0:43,425	0:44,407	0:43,942	0:46,474
Lap 10	0:44,132	0:44,116	0:44,331	0:44,854	0:43,159	0:45,618	0:44,129	0:42,850	0:44,715	0:45,177	0:44,030	0:45,334
Lap 11	0:43,304	0:43,620	0:44,511	0:44,614	0:43,561	0:44,980	0:44,640	0:43,025	0:44,934	0:44,806	0:44,159	
Lap 12	0:44,266	0:44,761	0:44,242	0:45,262	0:43,768	0:45,175	0:46,435	0:44,368	0:44,383	0:45,130	0:47,150	
Lap 13	0:47,435	0:47,738	0:46,356	0:46,619	0:49,267	0:46,736	0:47,323	0:47,167	0:46,953	0:46,757	0:46,830	
Lap 14	0:52,841	0:52,721	0:52,954	0:53,677	0:54,420	0:53,571	0:49,766	0:49,250	0:52,761	0:53,070	0:50,128	



DKM



DEUTSCHE KART-MEISTERSCHAFT




Round 3: 12 - 14 / 07 / 2019

ERFTLANDRING KERPEN



DMSB-RegNr.:168/19

R 9 DSKC (KZ2) Heat 2 A < > C

Fahrername Driver	Walter Andre
schnellste Runde in Runde	0:46,302 Rn. 2
Speed	86,1 km/h
Lap 1	0:48,373
Lap 2	<u>0:46,302</u>
Lap 3	
Lap 4	
Lap 5	
Lap 6	
Lap 7	
Lap 8	
Lap 9	
Lap 10	
Lap 11	
Lap 12	
Lap 13	
Lap 14	






Round 3: 12 - 14 / 07 / 2019





ERFLANDRING KERPEN

DEUTSCHE KART-MEISTERSCHAFT

DMSB-RegNr:168/19

R 9 DSKC (KZ2) Heat 2 A < > C




Ziel		Sektion 1		Sektion 2		Sektion 3	
Fahrername	Zeit	Fahrername	Zeit	Fahrername	Zeit	Fahrername	Zeit
1 397 Trefilovs, Davids	0:42,362	397 Trefilovs, Davids	0:12,210	397 Trefilovs, Davids	0:18,838	381 Van Walstijn, Senna	0:11,291
2 381 Van Walstijn, Senna	0:42,431	381 Van Walstijn, Senna	0:12,232	381 Van Walstijn, Senna	0:18,882	397 Trefilovs, Davids	0:11,275
3 333 Kapetanidis, Konstantin	0:42,716	333 Kapetanidis, Konstantin	0:12,319	333 Kapetanidis, Konstantin	0:18,958	332 Bednar, Jan	0:11,317
4 324 Fritsch, Valentino	0:42,775	329 Villagomez, Rafael	0:12,321	324 Fritsch, Valentino	0:18,997	312 Colakovic, Nermin	0:11,317
5 330 Bos, Jeroen	0:42,783	330 Bos, Jeroen	0:12,354	330 Bos, Jeroen	0:19,003	333 Kapetanidis, Konstantin	0:11,337
6 389 Langenbacher, Marvin	0:42,850	324 Fritsch, Valentino	0:12,363	389 Langenbacher, Marvin	0:19,003	324 Fritsch, Valentino	0:11,371
7 332 Bednar, Jan	0:42,852	323 Stumpf, Stephen	0:12,392	352 Huefing, Brio	0:19,034	328 Hofmann, Benedikt	0:11,393
8 312 Colakovic, Nermin	0:42,864	332 Bednar, Jan	0:12,402	398 Fetzer, Dennis	0:19,062	323 Stumpf, Stephen	0:11,397
9 323 Stumpf, Stephen	0:42,898	389 Langenbacher, Marvin	0:12,425	323 Stumpf, Stephen	0:19,069	329 Villagomez, Rafael	0:11,401
10 329 Villagomez, Rafael	0:42,986	312 Colakovic, Nermin	0:12,434	328 Hofmann, Benedikt	0:19,074	389 Langenbacher, Marvin	0:11,413
11 398 Fetzer, Dennis	0:43,018	345 Lagerstrom, Linus	0:12,436	312 Colakovic, Nermin	0:19,080	330 Bos, Jeroen	0:11,416
12 352 Huefing, Brio	0:43,044	317 Dresen, Andreas	0:12,450	351 Kreutz, Patrick	0:19,081	351 Kreutz, Patrick	0:11,420
13 328 Hofmann, Benedikt	0:43,159	398 Fetzer, Dennis	0:12,465	332 Bednar, Jan	0:19,085	317 Dresen, Andreas	0:11,448
14 383 Potman, Mark	0:43,168	351 Kreutz, Patrick	0:12,474	329 Villagomez, Rafael	0:19,099	398 Fetzer, Dennis	0:11,452
15 318 Walter, Luca	0:43,185	383 Potman, Mark	0:12,495	318 Walter, Luca	0:19,101	352 Huefing, Brio	0:11,474
16 351 Kreutz, Patrick	0:43,204	328 Hofmann, Benedikt	0:12,521	383 Potman, Mark	0:19,122	318 Walter, Luca	0:11,483
17 317 Dresen, Andreas	0:43,210	352 Huefing, Brio	0:12,536	317 Dresen, Andreas	0:19,162	383 Potman, Mark	0:11,498
18 345 Lagerstrom, Linus	0:43,372	365 Vladic, Lukas Milos	0:12,560	345 Lagerstrom, Linus	0:19,217	345 Lagerstrom, Linus	0:11,544
19 365 Vladic, Lukas Milos	0:43,540	318 Walter, Luca	0:12,564	365 Vladic, Lukas Milos	0:19,283	358 Graf, Adrian	0:11,592
20 394 Leibmann, Daniel	0:43,608	394 Leibmann, Daniel	0:12,576	394 Leibmann, Daniel	0:19,328	387 Preibisch, Marius	0:11,601
21 358 Graf, Adrian	0:43,646	322 Fredriksson, Lucas	0:12,628	322 Fredriksson, Lucas	0:19,377	394 Leibmann, Daniel	0:11,603
22 322 Fredriksson, Lucas	0:43,666	358 Graf, Adrian	0:12,676	358 Graf, Adrian	0:19,378	365 Vladic, Lukas Milos	0:11,624
23 387 Preibisch, Marius	0:43,803	387 Preibisch, Marius	0:12,705	387 Preibisch, Marius	0:19,423	322 Fredriksson, Lucas	0:11,634
24 327 Jonsson, Lukas	0:44,129	327 Jonsson, Lukas	0:12,718	327 Jonsson, Lukas	0:19,495	327 Jonsson, Lukas	0:11,880
25 306 Walter, Andre	0:46,302	306 Walter, Andre	0:13,549	306 Walter, Andre	0:20,083	306 Walter, Andre	0:12,115

DEUTSCHE KART-MEISTERSCHAFT

Round 3: 12 - 14 / 07 / 2019

ERFTLANDRING KERPEN





DMSB-RegNr:168/19

R 9 DSKC (KZ2) Heat 2 A < > C

Die schnellsten Zeiten

Ort	Nr. Fahrername	Zeit	Streckentl.	Ø Speed
Ziel	397 Treflows, Davids	0:42,362	1107 m	94,1 km/h
Sektion 1	397 Treflows, Davids	0:12,210	329 m	97,0 km/h
Sektion 2	397 Treflows, Davids	0:18,838	475 m	90,8 km/h
Sektion 3	381 Van Walstijn, Senna	0:11,231	303 m	97,1 km/h

	Smr.381 Van Walstijn,Senna NLD SP Motorsport		Smr.397 Treflows,Davids DEU SRP Racing Team		Smr.324 Fritsch,Valentino DEU BIREL ART RACING KSW		Smr.329 Villagomez,Rafael MEX BIREL ART RACING KSW		Smr.332 Bednar,Jan CZE GREGOR KART S.R.O.			
	theoretisch mögliche Bestzeit 0:42,345		theoretisch mögliche Bestzeit 0:42,323		theoretisch mögliche Bestzeit 0:42,731		theoretisch mögliche Bestzeit 0:42,821		theoretisch mögliche Bestzeit 0:42,804			
best	Ziel	Sektion 3	Ziel	Sektion 3	Ziel	Sektion 1	Sektion 2	Sektion 3	Ziel	Sektion 1	Sektion 2	Sektion 3
Runde 1	0:46,941	0:15,048	0:19,985	0:11,908	0:47,578	0:14,782	0:20,675	0:12,121	0:48,191	0:15,203	0:20,910	0:12,078
Runde 2	0:44,476	0:13,180	0:19,663	0:11,633	0:45,298	0:13,810	0:19,740	0:11,748	0:44,796	0:13,237	0:19,784	0:11,775
Runde 3	0:43,802	0:12,781	0:19,436	0:11,585	0:43,752	0:12,698	0:19,337	0:11,717	0:44,683	0:12,974	0:19,440	0:12,269
Runde 4	0:43,237	0:12,619	0:19,153	0:11,465	0:43,087	0:12,489	0:19,197	0:11,401	0:43,264	0:12,643	0:19,186	0:11,435
Runde 5	0:42,954	0:12,457	0:19,111	0:11,386	0:42,757	0:12,376	0:18,998	0:11,383	0:43,200	0:12,647	0:19,190	0:11,363
Runde 6	0:42,431	0:12,301	0:18,899	0:11,231	0:42,881	0:12,323	0:19,265	0:11,293	0:42,887	0:12,452	0:19,118	0:11,317
Runde 7	0:42,822	0:12,342	0:19,196	0:11,284	0:42,578	0:12,220	0:19,071	0:11,287	0:42,852	0:12,402	0:19,085	0:11,365
Runde 8	0:42,527	0:12,271	0:18,955	0:11,321	0:42,362	0:12,249	0:18,838	0:11,275	0:42,927	0:12,429	0:19,135	0:11,363
Runde 9	0:42,593	0:12,289	0:18,893	0:11,411	0:42,407	0:12,242	0:18,843	0:11,322	0:43,017	0:12,552	0:19,105	0:11,360
Runde 10	0:42,482	0:12,314	0:18,882	0:11,286	0:42,499	0:12,210	0:18,848	0:11,441	0:43,048	0:12,442	0:19,096	0:11,510
Runde 11	0:42,807	0:12,232	0:19,085	0:11,490	0:42,937	0:12,444	0:19,069	0:11,424	0:43,326	0:12,417	0:19,407	0:11,502
Runde 12	0:43,079	0:12,461	0:19,093	0:11,525	0:43,156	0:12,515	0:19,160	0:11,481	0:43,438	0:12,645	0:19,244	0:11,549
Runde 13	0:50,978	0:13,171	0:24,105	0:13,702	0:49,004	0:12,676	0:22,613	0:13,715	0:46,304	0:12,758	0:20,580	0:12,966
Runde 14	0:51,251	0:14,458	0:22,675	0:14,118	0:52,051	0:14,738	0:22,713	0:14,600	0:52,847	0:14,577	0:23,293	0:15,027

DEUTSCHE KART-MEISTERSCHAFT

Round 3: 12 - 14 / 07 / 2019

ERFTLANDRING KERPEN

DMSB





DMSB-RegNr:168/19

R 9 DSKC (KZ2) Heat 2 A < > C

Die schnellsten Zeiten

Ort	Nr. Fahrername	Zeit	Streckenl.	Ø Speed
Ziel	397 Trefflows, Davids	0:42,362	1107 m	94,1 km/h
Sektion 1	397 Trefflows, Davids	0:12,210	329 m	97,0 km/h
Sektion 2	397 Trefflows, Davids	0:18,838	475 m	90,8 km/h
Sektion 3	381 Van Walstijn, Senna	0:11,231	303 m	97,1 km/h




	Smr.312 Colakovic, Nermin DEU Solgat Motorsport			Smr.398 Fetzer, Dennis DEU SRP Racing Team			Smr.383 Poiman, Mark NLD CRG Holland			Smr.318 Walter, Luca DEU Luca Walter			Smr.333 Kapetanidis, Konstantin DEU CPB SPORT							
	theoretisch mögliche Bestzeit	Ziel	Sektion 3	theoretisch mögliche Bestzeit	Ziel	Sektion 3	theoretisch mögliche Bestzeit	Ziel	Sektion 3	theoretisch mögliche Bestzeit	Ziel	Sektion 3	theoretisch mögliche Bestzeit	Ziel	Sektion 3					
best	0:42,864	0:12,434	0:19,080	0:11,317	0:43,018	0:12,465	0:19,062	0:11,452	0:43,168	0:12,495	0:19,122	0:11,498	0:43,185	0:12,564	0:19,101	0:11,483	0:42,716	0:12,319	0:18,958	0:11,337
Runde 1	0:48,034	0:14,949	0:20,879	0:12,206	0:48,274	0:15,135	0:20,882	0:12,257	0:49,054	0:15,444	0:21,276	0:12,334	0:48,791	0:15,330	0:21,203	0:12,258	0:49,544	0:15,585	0:21,628	0:12,331
Runde 2	0:44,984	0:13,525	0:19,784	0:11,675	0:44,728	0:13,377	0:19,635	0:11,716	0:45,650	0:13,542	0:20,029	0:12,079	0:45,654	0:13,500	0:20,016	0:12,138	0:45,260	0:13,479	0:19,733	0:12,048
Runde 3	0:44,878	0:12,740	0:19,526	0:12,612	0:44,692	0:12,698	0:19,546	0:12,448	0:44,177	0:12,715	0:19,490	0:11,972	0:44,877	0:13,504	0:19,567	0:11,806	0:44,973	0:13,260	0:19,768	0:11,945
Runde 4	0:43,872	0:12,978	0:19,385	0:11,509	0:44,153	0:13,473	0:19,212	0:11,468	0:43,981	0:13,015	0:19,401	0:11,565	0:44,065	0:13,075	0:19,468	0:11,522	0:44,444	0:12,860	0:19,834	0:11,750
Runde 5	0:43,385	0:12,597	0:19,372	0:11,416	0:43,322	0:12,503	0:19,259	0:11,560	0:43,255	0:12,538	0:19,167	0:11,550	0:43,347	0:12,623	0:19,241	0:11,483	0:43,451	0:12,681	0:19,148	0:11,622
Runde 6	0:43,047	0:12,500	0:19,141	0:11,406	0:43,018	0:12,465	0:19,062	0:11,491	0:43,215	0:12,540	0:19,177	0:11,498	0:43,631	0:12,657	0:19,322	0:11,652	0:42,767	0:12,440	0:18,958	0:11,369
Runde 7	0:42,915	0:12,472	0:19,090	0:11,353	0:43,213	0:12,472	0:19,063	0:11,678	0:43,264	0:12,552	0:19,197	0:11,515	0:43,642	0:12,816	0:19,188	0:11,638	0:43,325	0:12,397	0:19,289	0:11,639
Runde 8	0:42,996	0:12,452	0:19,155	0:11,389	0:43,780	0:12,681	0:19,375	0:11,724	0:43,389	0:12,598	0:19,217	0:11,574	0:44,181	0:13,159	0:19,329	0:11,693	0:44,489	0:12,971	0:19,619	0:11,899
Runde 9	0:42,864	0:12,434	0:19,080	0:11,350	0:43,910	0:12,877	0:19,404	0:11,629	0:43,168	0:12,495	0:19,165	0:11,508	0:43,402	0:12,663	0:19,223	0:11,516	0:43,579	0:13,167	0:19,075	0:11,337
Runde 10	0:42,892	0:12,483	0:19,092	0:11,317	0:43,677	0:12,811	0:19,290	0:11,576	0:43,568	0:12,749	0:19,122	0:11,697	0:43,320	0:12,564	0:19,213	0:11,543	0:42,716	0:12,319	0:19,011	0:11,386
Runde 11	0:42,987	0:12,450	0:19,130	0:11,407	0:43,310	0:12,591	0:19,267	0:11,452	0:43,801	0:12,686	0:19,452	0:11,663	0:43,185	0:12,581	0:19,101	0:11,503	0:42,903	0:12,338	0:18,961	0:11,604
Runde 12	0:43,417	0:12,585	0:19,332	0:11,500	0:44,176	0:12,914	0:19,583	0:11,679	0:44,629	0:12,821	0:19,745	0:12,063	0:44,043	0:12,616	0:19,400	0:12,027	0:44,144	0:12,592	0:19,350	0:12,202
Runde 13	0:45,691	0:13,180	0:19,990	0:12,521	0:45,187	0:13,425	0:19,859	0:11,903	0:49,133	0:15,015	0:21,088	0:13,030	0:48,675	0:14,852	0:20,894	0:12,929	0:48,817	0:15,473	0:20,267	0:13,077
Runde 14	0:54,183	0:14,770	0:23,056	0:16,357	0:50,888	0:13,262	0:22,754	0:14,872	0:55,074	0:15,315	0:23,562	0:16,197	0:55,040	0:15,241	0:23,680	0:16,119	0:54,815	0:15,013	0:23,628	0:16,174

DEUTSCHE KART-MEISTERSCHAFT

Round 3: 12 - 14 / 07 / 2019

ERFTLANDRING KERPEN





DMSB-RegNr:168/19

R 9 DSKC (KZ2) Heat 2 A < > C

Die schnellsten Zeiten

Ort	Nr. Fahrername	Zeit	Streckenl.	Ø Speed
Ziel	397 Trefflows, Davids	0:42,362	1107 m	94,1 km/h
Sektion 1	397 Trefflows, Davids	0:12,210	329 m	97,0 km/h
Sektion 2	397 Trefflows, Davids	0:18,838	475 m	90,8 km/h
Sektion 3	381 Van Walstijn, Senna	0:11,231	303 m	97,1 km/h


	Snr.352 Hueging,Brio NLD SRP Racing Team			Snr.323 Stumpf,Stephen DEU Solgat Motorsport			Snr.317 Dresen,Andreas DEU SRP Racing Team			Snr.345 Lagerstrom,Linus SWE Linus Lagerstrom			Snr.330 Bos,Jeroen NLD CRG Holland							
	theoretisch mögliche Bestzeit	Sektion 2	Sektion 3	theoretisch mögliche Bestzeit	Sektion 1	Sektion 2	Sektion 3	theoretisch mögliche Bestzeit	Sektion 1	Sektion 2	Sektion 3	theoretisch mögliche Bestzeit	Sektion 1	Sektion 2	Sektion 3					
best	0:43,044	0:12,536	0:19,034	0:11,474	0:42,898	0:12,392	0:19,069	0:11,397	0:43,210	0:12,450	0:19,162	0:11,448	0:43,372	0:12,436	0:19,217	0:11,544	0:42,783	0:12,354	0:19,003	0:11,416
Runde 1	0:49,172	0:15,277	0:21,635	0:12,260	0:49,306	0:15,410	0:21,549	0:12,347	0:52,500	0:18,027	0:21,858	0:12,615	0:50,238	0:15,768	0:21,687	0:12,783	0:48,131	0:15,260	0:20,657	0:12,214
Runde 2	0:45,421	0:13,361	0:20,039	0:12,021	0:45,311	0:13,453	0:19,809	0:12,049	0:46,172	0:13,565	0:20,031	0:12,576	0:45,462	0:13,439	0:19,977	0:12,046	0:57,439	0:25,820	0:19,895	0:11,724
Runde 3	0:44,298	0:12,950	0:19,513	0:11,835	0:44,831	0:13,178	0:19,851	0:11,802	0:45,151	0:13,028	0:19,626	0:12,497	0:44,535	0:13,000	0:19,714	0:11,821	0:43,536	0:12,756	0:19,270	0:11,510
Runde 4	0:44,472	0:13,089	0:19,692	0:11,691	0:44,583	0:12,665	0:20,222	0:11,696	0:44,503	0:13,080	0:19,538	0:11,885	0:44,293	0:12,864	0:19,606	0:11,823	0:43,233	0:12,491	0:19,212	0:11,530
Runde 5	0:43,361	0:12,626	0:19,181	0:11,554	0:43,910	0:13,092	0:19,321	0:11,497	0:43,781	0:12,888	0:19,282	0:11,611	0:43,709	0:12,662	0:19,423	0:11,624	0:42,916	0:12,415	0:19,075	0:11,426
Runde 6	0:43,380	0:12,616	0:19,208	0:11,556	0:43,732	0:12,612	0:19,478	0:11,642	0:43,367	0:12,591	0:19,212	0:11,564	0:43,604	0:12,436	0:19,508	0:11,660	0:43,407	0:12,371	0:19,003	0:12,033
Runde 7	0:43,605	0:12,666	0:19,377	0:11,562	0:43,513	0:12,845	0:19,162	0:11,506	0:43,210	0:12,531	0:19,162	0:11,517	0:43,659	0:12,898	0:19,217	0:11,544	0:42,973	0:12,510	0:19,047	0:11,416
Runde 8	0:44,365	0:13,030	0:19,447	0:11,888	0:43,237	0:12,508	0:19,122	0:11,607	0:43,505	0:12,780	0:19,214	0:11,511	0:43,372	0:12,512	0:19,289	0:11,571	0:42,783	0:12,354	0:19,011	0:11,418
Runde 9	0:43,448	0:12,773	0:19,173	0:11,502	0:43,914	0:13,081	0:19,275	0:11,558	0:44,147	0:12,542	0:19,640	0:11,965	0:45,427	0:12,688	0:20,033	0:12,706	0:43,189	0:12,372	0:19,263	0:11,554
Runde 10	0:43,044	0:12,536	0:19,034	0:11,474	0:42,898	0:12,432	0:19,069	0:11,397	0:44,132	0:13,012	0:19,672	0:11,448	0:44,116	0:13,235	0:19,308	0:11,573	0:44,331	0:12,806	0:19,576	0:11,949
Runde 11	0:43,613	0:12,727	0:19,259	0:11,627	0:43,200	0:12,392	0:19,219	0:11,589	0:43,304	0:12,450	0:19,298	0:11,556	0:43,620	0:12,608	0:19,378	0:11,634	0:44,511	0:12,950	0:19,570	0:11,991
Runde 12	0:43,651	0:12,537	0:19,267	0:11,847	0:43,829	0:12,751	0:19,419	0:11,659	0:44,266	0:12,789	0:19,439	0:12,038	0:44,761	0:13,230	0:19,516	0:12,015	0:44,242	0:12,930	0:19,248	0:12,064
Runde 13	0:49,464	0:15,963	0:20,198	0:13,303	0:49,456	0:16,473	0:20,652	0:12,331	0:47,435	0:13,664	0:21,543	0:12,228	0:47,738	0:13,635	0:21,564	0:12,539	0:46,356	0:13,201	0:20,742	0:12,413
Runde 14	0:54,421	0:14,905	0:23,340	0:16,176	0:54,381	0:14,791	0:23,315	0:16,275	0:52,841	0:13,804	0:22,571	0:16,466	0:52,721	0:13,707	0:22,688	0:16,326	0:52,954	0:14,084	0:22,423	0:16,447

DEUTSCHE KART-MEISTERSCHAFT

Round 3: 12 - 14 / 07 / 2019

ERFTLANDRING KERPEN







DMSB-RegNr:168/19

R 9 DSXC (KZ2) Heat 2 A < > C

Die schnellsten Zeiten

Ort	Nr. Fahrername	Zeit	Streckenl.	Ø Speed
Ziel	397 Trefflows, Davids	0:42,362	1107 m	94,1 km/h
Sektion 1	397 Trefflows, Davids	0:12,210	329 m	97,0 km/h
Sektion 2	397 Trefflows, Davids	0:18,838	475 m	90,8 km/h
Sektion 3	381 Van Walstijn, Senna	0:11,231	303 m	97,1 km/h

Smr.351 Kreuzt,Patrick DEU RS-Motorsport		Smr.387 Preibisch,Marius DEU Bamberger Karttracing		Smr.358 Graf,Adrian DEU Solgat Motorsport		Smr.328 Hofmann,Benedikt DEU BIREL ART RACING KSW		Smr.365 Vradic,Lukas Milos DEU Bamberger Karttracing								
theoretisch mögliche Bestzeit 0:42,975		theoretisch mögliche Bestzeit 0:43,729		theoretisch mögliche Bestzeit 0:43,646		theoretisch mögliche Bestzeit 0:42,988		theoretisch mögliche Bestzeit 0:43,467								
Ziel	Sektion 1	Sektion 2	Sektion 3	Ziel	Sektion 1	Sektion 2	Sektion 3	Ziel	Sektion 1							
best	0:43,204	0:12,474	0:19,081	0:11,420	0:43,803	0:12,705	0:19,423	0:11,601	0:43,540	0:12,560	0:19,283	0:11,624	0:43,540	0:12,560	0:19,283	0:11,624
Runde 1	0:48,985	0:15,439	0:21,370	0:12,176	0:49,414	0:15,642	0:21,510	0:12,262	0:50,457	0:15,498	0:21,688	0:13,271	0:50,457	0:15,498	0:21,688	0:13,271
Runde 2	0:50,560	0:13,417	0:20,278	0:16,865	0:45,569	0:13,476	0:20,096	0:11,997	0:45,350	0:13,283	0:20,068	0:11,999	0:45,350	0:13,283	0:20,068	0:11,999
Runde 3	0:44,581	0:13,289	0:19,459	0:11,833	0:45,043	0:13,421	0:19,869	0:11,753	0:44,576	0:13,092	0:19,525	0:11,959	0:44,576	0:13,092	0:19,525	0:11,959
Runde 4	0:44,320	0:13,010	0:19,389	0:11,921	0:44,450	0:13,156	0:19,618	0:11,676	0:44,681	0:13,302	0:19,702	0:11,677	0:44,681	0:13,302	0:19,702	0:11,677
Runde 5	0:44,316	0:13,112	0:19,642	0:11,562	0:43,803	0:12,729	0:19,473	0:11,601	0:43,935	0:12,745	0:19,496	0:11,694	0:43,935	0:12,745	0:19,496	0:11,694
Runde 6	0:43,415	0:12,726	0:19,181	0:11,508	0:43,973	0:12,864	0:19,425	0:11,684	0:43,540	0:12,560	0:19,283	0:11,697	0:43,540	0:12,560	0:19,283	0:11,697
Runde 7	0:43,204	0:12,642	0:19,142	0:11,420	0:44,580	0:13,443	0:19,478	0:11,659	0:44,042	0:12,921	0:19,497	0:11,624	0:44,042	0:12,921	0:19,497	0:11,624
Runde 8	0:43,640	0:12,580	0:19,257	0:11,803	0:43,987	0:12,806	0:19,473	0:11,708	0:43,959	0:12,751	0:19,464	0:11,744	0:43,959	0:12,751	0:19,464	0:11,744
Runde 9	0:43,425	0:12,474	0:19,081	0:11,870	0:44,407	0:12,705	0:19,436	0:12,266	0:44,434	0:12,786	0:19,671	0:11,977	0:44,434	0:12,786	0:19,671	0:11,977
Runde 10	0:44,715	0:13,052	0:19,737	0:11,926	0:45,177	0:13,620	0:19,751	0:11,806	0:45,618	0:14,109	0:19,615	0:11,894	0:45,618	0:14,109	0:19,615	0:11,894
Runde 11	0:44,934	0:12,921	0:19,794	0:12,219	0:44,806	0:12,969	0:19,680	0:12,157	0:44,980	0:13,248	0:19,694	0:12,038	0:44,980	0:13,248	0:19,694	0:12,038
Runde 12	0:44,383	0:12,986	0:19,255	0:12,142	0:45,130	0:13,588	0:19,423	0:12,119	0:45,175	0:13,199	0:19,654	0:12,322	0:45,175	0:13,199	0:19,654	0:12,322
Runde 13	0:46,953	0:13,765	0:20,199	0:12,989	0:46,757	0:13,700	0:20,262	0:12,795	0:46,736	0:14,278	0:20,301	0:12,157	0:46,736	0:14,278	0:20,301	0:12,157
Runde 14	0:52,761	0:14,475	0:21,698	0:16,588	0:53,070	0:14,628	0:21,840	0:16,602	0:53,571	0:14,659	0:21,880	0:17,032	0:53,571	0:14,659	0:21,880	0:17,032

DEUTSCHE KART-MEISTERSCHAFT

Round 3: 12 - 14 / 07 / 2019

ERFTLANDRING KERPEN

DMSB

DMSB-RegNr:168/19

R 9 DSKC (KZ2) Heat 2 A < > C

Die schnellsten Zeiten

Ort	Nr. Fahrername	Zeit	Streckenl.	Ø Speed
Ziel	397 Trefflows, Davids	0:42,362	1107 m	94,1 km/h
Sektion 1	397 Trefflows, Davids	0:12,210	329 m	97,0 km/h
Sektion 2	397 Trefflows, Davids	0:18,838	475 m	90,8 km/h
Sektion 3	381 Van Walstijn, Senna	0:11,231	303 m	97,1 km/h

	Smr.327 Jonsson,Lukas SWE JP RACING		Smr.322 Fredriksson,Lucas SWE JP RACING		Smr.389 Langenbacher,Marvin DEU RS-Motorsport		Smr.394 Leibmann,Daniel DEU Bamberger Karttracing		Smr.306 Waller,Andre DEU Solgat Motorsport							
	theoretisch mögliche Bestzeit	Ziel	theoretisch mögliche Bestzeit	Ziel	theoretisch mögliche Bestzeit	Ziel	theoretisch mögliche Bestzeit	Ziel	theoretisch mögliche Bestzeit	Ziel						
best	0:44,129	0:12,718	0:19,495	0:11,880	0:43,666	0:12,628	0:19,377	0:11,634	0:43,608	0:12,576	0:19,328	0:11,603	0:46,302	0:13,549	0:20,083	0:12,115
Runde 1	0:50,521	0:16,060	0:21,848	0:12,613	0:50,534	0:16,078	0:21,881	0:12,575	0:48,054	0:15,075	0:20,807	0:12,172	0:48,373	0:14,799	0:21,459	0:12,115
Runde 2	0:45,966	0:13,395	0:20,154	0:12,417	0:50,263	0:13,416	0:20,145	0:16,702	0:44,946	0:13,381	0:19,832	0:11,733	0:45,613	0:13,690	0:20,067	0:11,856
Runde 3	0:45,490	0:13,220	0:19,795	0:12,475	0:45,153	0:13,661	0:19,638	0:11,854	1:03,980	0:12,773	0:19,488	0:31,719	0:44,576	0:12,818	0:19,645	0:12,113
Runde 4	0:44,560	0:13,027	0:19,639	0:11,894	0:44,446	0:12,955	0:19,638	0:11,853	0:45,584	0:14,323	0:19,668	0:11,593	0:44,286	0:13,084	0:19,582	0:11,620
Runde 5	0:45,257	0:13,308	0:19,962	0:11,987	0:44,227	0:12,752	0:19,552	0:11,923	0:43,215	0:12,580	0:19,157	0:11,478	0:43,608	0:12,576	0:19,429	0:11,603
Runde 6	0:44,688	0:13,041	0:19,588	0:12,059	0:43,939	0:12,723	0:19,524	0:11,692	0:43,177	0:12,554	0:19,155	0:11,468	0:44,000	0:12,874	0:19,511	0:11,615
Runde 7	0:44,587	0:12,973	0:19,495	0:12,119	0:43,666	0:12,628	0:19,377	0:11,661	0:43,155	0:12,583	0:19,079	0:11,493	0:43,719	0:12,741	0:19,328	0:11,650
Runde 8	0:44,288	0:12,802	0:19,510	0:11,976	0:43,988	0:12,713	0:19,597	0:11,678	0:43,046	0:12,495	0:19,078	0:11,473	0:44,714	0:12,993	0:19,596	0:12,125
Runde 9	0:44,219	0:12,801	0:19,531	0:11,887	0:43,942	0:12,636	0:19,672	0:11,634	0:42,991	0:12,495	0:19,083	0:11,413	0:46,474	0:13,563	0:20,291	0:12,620
Runde 10	0:44,129	0:12,718	0:19,531	0:11,880	0:44,030	0:12,712	0:19,595	0:11,723	0:42,850	0:12,425	0:19,003	0:11,422	0:45,334	0:13,476	0:19,996	0:11,862
Runde 11	0:44,640	0:12,842	0:19,697	0:12,101	0:44,159	0:12,736	0:19,574	0:11,849	0:43,025	0:12,425	0:19,068	0:11,532				
Runde 12	0:46,435	0:13,230	0:20,213	0:12,992	0:47,150	0:13,277	0:20,482	0:13,391	0:44,368	0:12,925	0:19,218	0:12,225				
Runde 13	0:47,323	0:14,115	0:20,415	0:12,793	0:46,830	0:13,749	0:20,532	0:12,549	0:47,167	0:13,460	0:21,132	0:12,575				
Runde 14	0:49,766	0:13,516	0:21,047	0:15,203	0:50,128	0:14,066	0:21,495	0:14,567	0:49,250	0:13,820	0:21,229	0:14,201				

R 4 DSKG (KZ2) Heat 1 B <> C

Strecke / track: 1107m

fastest Lap Tim TRÖGER at: 0:42,620

started: 24 classified: 24 not classified: 0

Pos	Stf. Nr.	Fahrer Driver	Nation	Bewerber / Sponsor	Nation	Lizenz R-Lizenz	Chassis / Motor / Reifen	Points	Penalty	Runden Laps	Gesamtzeit Differenz	Abstand Gap	beste Runde best Lap	in R. in L.	o Geschw. o Speed
1	314	KINDERVATER, Robert	DEU	BIREL ART RACING KSW	AUT	IKC1133505 BK102	Birel Art / TM / Vega	0		14	10:10,377		0:42,629	9	91,4 km/h 93,5 km/h
2	329	VILLAGOMEZ, Rafael	MEX	BIREL ART RACING KSW	AUT	0525 BK102	Birel Art / TM / Vega	2		14	10:12,564 0:02,187	0:02,187	0:42,831	13	91,1 km/h 93,3 km/h
3	334	CLEVERT, Lauren-Alexander	DEU	Kartshop Ampling	DEU	ICK1173645 KBF1108764	Tony Kart / TM / Vega	3		14	10:12,701 0:02,324	0:00,137	0:42,724	13	91,1 km/h 93,3 km/h
4	363	STEIGERWALD, Noah	DEU	Bamberger Karttracing	DEU	IKB1174750 KBF1197896	Luxor / TM / Vega	4		14	10:14,282 0:03,905	0:01,581	0:43,033	6	90,8 km/h 92,6 km/h
5	382	RISOM, Valdemar	DNK	RS Competition	DNK	36523 36053	Tony Kart / Vortex / Vega	5		14	10:14,821 0:04,444	0:00,539	0:42,749	6	90,7 km/h 93,2 km/h
6	307	HIMMELS, Yannik	DEU	Valier Motorsport	DEU	ICK1147857 KBF1063735	SODI / TM / Vega	6		14	10:15,707 0:05,330	0:00,886	0:43,006	13	90,6 km/h 92,7 km/h
7	310	TRÖGER, Tim	DEU	Mach1 Motorsport	DEU	ICK1132554 KBF1005514	Mach1 / TM / Vega	7		14	10:16,464 0:06,087	0:00,757	0:42,620	13	90,5 km/h 93,5 km/h
8	351	KREUTZ, Patrick	DEU	RS-Motorsport	DEU	IKB1101586 KBF1104126	CRG / TM / Vega	8		14	10:17,105 0:06,728	0:00,641	0:42,823	10	90,4 km/h 93,1 km/h
9	390	GREIF, Toni	DEU	Solgat Motorsport	DEU	IKB1096240 KBF1079882	Birel Art / TM / Vega	9		14	10:18,798 0:08,421	0:01,693	0:42,938	6	90,2 km/h 92,8 km/h
10	319	ELTER, Marc	DEU	CRG Holland	NLD	ICK1147174 15521	CRG / TM / Vega	10		14	10:20,432 0:10,055	0:01,634	0:42,995	12	89,9 km/h 92,7 km/h
11	324	FRITSCH, Valentino	DEU	BIREL ART RACING KSW	AUT	IKB 1173038 BK102	Birel Art / TM / Vega	11		14	10:20,607 0:10,230	0:00,175	0:42,656	10	89,9 km/h 93,4 km/h
12	352	HUETING, Brio	NLD	SRP Racing Team	DEU	46098 KBF1156791	Maranello / TM / Vega	12		14	10:20,993 0:10,616	0:00,386	0:42,942	10	89,8 km/h 92,8 km/h
13	328	HOFMANN, Benedikt	DEU	BIREL ART RACING KSW	AUT	ICK1116634 BK102	Birel Art / TM / Vega	13	5 sec.	14	10:24,156 0:13,779	0:03,163	0:42,931	13	89,4 km/h 92,8 km/h
14	331	SCHRÖDER, Tim	DEU	Mach1 Motorsport	DEU	IKB1079850 KBF1005514	Mach1 / TM / Vega	14	5 sec.	14	10:28,721 0:18,344	0:04,565	0:43,417	8	88,7 km/h 91,8 km/h
15	308	LOPEZ, Marc	ESP	CRG Keijzer racing	NLD	0014 esp 28613	CRG / TM / Vega	15		14	10:30,180 0:19,803	0:01,459	0:43,760	8	88,5 km/h 91,1 km/h
16	316	UBER, Sebastian	DEU	RS-Motorsport	DEU	IKB1117990 KBF1104126	CRG / TM / Vega	16		14	10:30,313 0:19,936	0:00,133	0:43,380	11	88,5 km/h 91,9 km/h
17	318	WALTER, Luca	DEU	Luca Walter	DEU	ICK1140650 ICK1140650	Alpha Karting / TM / Vega	17		14	10:30,632 0:20,255	0:00,319	0:43,080	7	88,5 km/h 92,5 km/h
18	365	VLADIC, Lukas Milos	DEU	Bamberger Karttracing	DEU	ICK1191160 KBF1197896	Luxor / TM / Vega	18	5 sec.	14	10:31,701 0:21,324	0:01,069	0:43,337	14	88,3 km/h 92 km/h
19	335	BEYERLEIN, Patrick	DEU	BEYMO-Karttracing	DEU	ICK1041625 KBF1160795	CRG / TM / Vega	19	5 sec.	14	10:32,559 0:22,182	0:00,858	0:43,223	14	88,2 km/h 92,2 km/h
20	358	GRAF, Adrian	DEU	Solgat Motorsport	DEU	ICK1126334 KBF1079882	Birel Art / TM / Vega	20		14	10:33,519 0:23,142	0:00,960	0:43,577	8	88,1 km/h 91,5 km/h
21	345	LAGERSTROM, Linus	SWE	Linus Lagerstrom	SWE	199409301216 199409301216	CRG / TM / Vega	21	5 sec.	14	10:34,085 0:23,708	0:00,566	0:43,476	5	88 km/h 91,7 km/h
22	317	DRESEN, Andreas	DEU	SRP Racing Team	DEU	ICK1116375 KBF1156791	Maranello / TM / Vega	22		14	10:38,240 0:27,863	0:04,155	0:43,073	6	87,4 km/h 92,5 km/h
23	394	LEIBMANN, Daniel	DEU	Bamberger Karttracing	DEU	IKB1043835 KBF1197896	Lenzokart / LKE / Vega	23		14	10:52,730 0:42,353	0:14,490	0:43,665	7	85,5 km/h 91,3 km/h
24	383	POTMAN, Mark	NLD	CRG Holland	NLD	30972 15521	CRG / TM / Vega	24		13	9:36,788 1 R	1 R	0:42,979	13	89,8 km/h 92,7 km/h

StNr. 328,331,365,335,345 5 sec penalty Frontfaring

Rennleitung: Volker Ehekircher Racedirektor: Horst Seidel

Sportkommissare: Yasin Özer / Tobias Amann / Peter Brings / Florian Koziol





Techn. Kommissare: Hans-Jürgen Dangers / M. Grasshoff / C. Schmidt / J. Lawinger / D. Pietzko / H.-W. Schäfer / K.L. Rusczyński / A. Sengpiel

Zeitnahme: KART-DATA timing service Franz Schieszler / Manuela Hintner

Zeitnahme / timekeeping

control 
Franz Schieszler

freigegeben: 15:19:37

DEUTSCHE KART-MEISTERSCHAFT

Round 3: 12 - 14 / 07 / 2019

ERFTLANDRING KERPEN



DMSB

DMSB-RegNr.:168/19

R 4 DSKG (K22) Heat 1 B < > C

Fahrername Driver	Kindervater Robert	Villagomez Rafael	Lauren- Alexander	Steigerwald Noah	Risom Valdemar	Himmels Yannik	Tröger Tim	Kreutz Patrick	Greif Toni	Elter Marc	Fritsch Valentino	Huetting Brio
schnellste Runde in Runde	0:42,629 Rn. 9	0:42,831 Rn. 13	0:42,724 Rn. 13	0:43,033 Rn. 6	0:42,749 Rn. 6	0:43,006 Rn. 13	0:42,620 Rn. 13	0:42,823 Rn. 10	0:42,988 Rn. 6	0:42,995 Rn. 12	0:42,656 Rn. 10	0:42,942 Rn. 10
Speed	93,5 km/h	93,0 km/h	93,3 km/h	92,6 km/h	93,2 km/h	92,7 km/h	93,5 km/h	93,1 km/h	92,8 km/h	92,7 km/h	93,4 km/h	92,8 km/h
Lap 1	0:46,835	0:46,833	0:48,282	0:46,983	0:48,421	0:47,714	0:49,451	0:49,586	0:49,126	0:49,035	0:52,364	0:49,189
Lap 2	0:44,453	0:44,447	0:44,802	0:44,249	0:44,706	0:44,898	0:45,256	0:44,837	0:45,754	0:44,833	0:45,844	0:45,607
Lap 3	0:43,619	0:44,020	0:44,041	0:43,646	0:43,553	0:44,077	0:43,476	0:43,693	0:44,132	0:43,872	0:44,794	0:44,380
Lap 4	0:43,331	0:43,425	0:43,321	0:43,974	0:44,015	0:43,527	0:43,797	0:44,071	0:43,495	0:43,905	0:43,927	0:43,827
Lap 5	0:43,180	0:43,252	0:42,962	0:43,228	0:43,067	0:43,173	0:43,527	0:43,333	0:43,119	0:43,295	0:43,537	0:44,567
Lap 6	0:42,882	0:43,009	0:42,773	0:43,033	0:42,749	0:43,118	0:42,809	0:43,145	0:42,938	0:43,192	0:43,348	0:43,267
Lap 7	0:42,819	0:43,175	0:43,078	0:43,237	0:42,875	0:43,105	0:42,893	0:43,067	0:43,476	0:43,925	0:42,817	0:43,180
Lap 8	0:42,649	0:43,254	0:43,176	0:43,186	0:42,996	0:43,201	0:43,055	0:43,461	0:43,006	0:43,414	0:42,757	0:43,288
Lap 9	0:42,629	0:43,306	0:43,110	0:43,148	0:43,608	0:44,087	0:43,714	0:43,083	0:43,684	0:43,674	0:43,191	0:43,144
Lap 10	0:42,968	0:43,177	0:43,190	0:43,168	0:43,085	0:43,024	0:42,633	0:42,823	0:43,251	0:43,512	0:42,656	0:42,942
Lap 11	0:43,194	0:43,167	0:42,802	0:43,383	0:43,032	0:43,179	0:43,323	0:43,708	0:43,049	0:43,166	0:42,818	0:43,093
Lap 12	0:43,092	0:43,005	0:43,072	0:43,082	0:43,064	0:43,013	0:42,849	0:42,956	0:43,034	0:42,995	0:43,054	0:43,090
Lap 13	0:43,285	0:42,831	0:42,724	0:43,293	0:42,929	0:43,006	0:42,620	0:42,962	0:43,083	0:43,303	0:42,757	0:43,406
Lap 14	0:43,673	0:43,016	0:42,917	0:43,497	0:42,749	0:43,223	0:42,904	0:42,882	0:43,240	0:44,056	0:43,363	0:43,280






DEUTSCHE KART-MEISTERSCHAFT

Round 3: 12 - 14 / 07 / 2019

ERFTLANDRING KERPEN




DMSB

DMSB-RegNr.:168/19

R 4 DSKC (K22) Heat 1 B <> C

Fahrername Driver	Hofmann Benedikt	Schröder Tim	Lopez Marrc	Über Sebastian	Walter Luca	Vladic Lukas Milos	Beyerlein Patrick	Graf Adrian	Lagerstrom Linus	Dresen Andreas	Leibmann Daniel	Poitman Mark
schnellste Runde in Runde	0:42,931 Rn. 13	0:43,417 Rn. 8	0:43,760 Rn. 8	0:43,380 Rn. 11	0:43,080 Rn. 7	0:43,337 Rn. 14	0:43,223 Rn. 14	0:43,577 Rn. 8	0:43,476 Rn. 5	0:43,073 Rn. 6	0:43,665 Rn. 7	0:42,979 Rn. 13
Speed	92,8 km/h	91,8 km/h	91,1 km/h	91,9 km/h	92,5 km/h	92,0 km/h	92,2 km/h	91,5 km/h	91,7 km/h	92,5 km/h	91,3 km/h	92,7 km/h
Lap 1	0:48,414	0:49,879	0:49,550	0:50,944	0:48,203	0:50,613	0:47,875	0:50,177	0:50,190	0:48,704	0:48,329	0:50,614
Lap 2	0:45,165	0:45,771	0:45,607	0:45,890	0:57,649	0:45,900	0:45,798	0:45,819	0:45,907	0:45,143	1:10,054	0:45,066
Lap 3	0:44,028	0:44,528	0:45,009	0:45,256	0:43,886	0:44,950	0:44,983	0:45,120	0:44,996	0:43,804	0:44,743	0:44,205
Lap 4	0:44,670	0:44,204	0:44,109	0:44,577	0:43,505	0:44,014	0:44,096	0:43,838	0:44,544	0:44,226	0:44,250	0:43,681
Lap 5	0:43,437	0:43,778	0:43,891	0:43,975	0:43,150	0:43,548	0:43,709	0:43,745	0:43,476	0:43,386	0:44,100	0:43,823
Lap 6	0:43,052	0:43,575	0:44,057	0:43,660	0:43,312	0:44,305	0:43,687	0:44,212	0:43,897	0:43,073	0:43,768	0:43,193
Lap 7	0:43,209	0:43,706	0:43,877	0:43,418	0:43,080	0:43,707	0:43,597	0:43,668	0:43,663	0:43,149	0:43,665	0:43,103
Lap 8	0:43,376	0:43,417	0:43,760	0:43,415	0:43,083	0:43,522	0:43,524	0:43,577	0:43,728	0:45,240	0:43,845	0:43,185
Lap 9	0:44,746	0:43,870	0:44,470	0:46,240	0:43,500	0:43,854	0:44,070	0:47,260	0:44,241	0:43,357	0:43,815	0:43,242
Lap 10	0:43,657	0:43,660	0:44,137	0:43,598	0:43,538	0:43,767	0:44,030	0:44,074	0:43,915	0:43,494	0:44,380	0:43,146
Lap 11	0:43,025	0:43,444	0:44,176	0:43,380	0:43,217	0:43,915	0:44,098	0:44,567	0:44,185	0:43,164	0:44,432	0:43,034
Lap 12	0:43,091	0:43,423	0:44,220	0:43,513	0:43,101	0:43,424	0:43,333	0:44,182	0:43,944	0:43,099	0:43,889	0:43,162
Lap 13	0:42,931	0:43,490	0:44,361	0:43,767	0:43,377	0:43,590	0:43,372	0:44,211	0:43,626	0:43,098	0:43,963	0:42,979
Lap 14	0:43,410	0:43,921	0:44,132	0:44,113	0:44,259	0:43,337	0:43,223	0:44,078	0:43,658	1:01,743	0:45,962	




DEUTSCHE KART-MEISTERSCHAFT



Round 3: 12 - 14 / 07 / 2019





ERFTLANDRING KERPEN



DMSB-RegNr:168/19

R 4 DSKG (K22) Heat 1 B < > C




Ziel		Sektion 1		Sektion 2		Sektion 3	
Fahrername	Zeit	Fahrername	Zeit	Fahrername	Zeit	Fahrername	Zeit
1 310 Tröger, Tim	0:42,620	324 Fritsch, Valentino	0:12,299	314 Kindervater, Robert	0:18,840	351 Kreutz, Patrick	0:11,328
2 314 Kindervater, Robert	0:42,629	382 Risom, Valdemar	0:12,308	310 Tröger, Tim	0:18,867	310 Tröger, Tim	0:11,340
3 324 Fritsch, Valentino	0:42,656	310 Tröger, Tim	0:12,312	324 Fritsch, Valentino	0:18,901	382 Risom, Valdemar	0:11,348
4 334 Clevert, Lauren-Alexande	0:42,724	328 Hofmann, Benedikt	0:12,324	334 Clevert, Lauren-Alexande	0:18,921	334 Clevert, Lauren-Alexande	0:11,367
5 382 Risom, Valdemar	0:42,749	334 Clevert, Lauren-Alexande	0:12,360	317 Dresen, Andreas	0:18,974	314 Kindervater, Robert	0:11,385
6 351 Kreutz, Patrick	0:42,823	329 Villagomez, Rafael	0:12,389	382 Risom, Valdemar	0:18,975	363 Steigerwald, Noah	0:11,398
7 329 Villagomez, Rafael	0:42,881	314 Kindervater, Robert	0:12,400	329 Villagomez, Rafael	0:18,978	390 Greif, Toni	0:11,402
8 328 Hofmann, Benedikt	0:42,931	363 Steigerwald, Noah	0:12,415	351 Kreutz, Patrick	0:19,007	324 Fritsch, Valentino	0:11,403
9 390 Greif, Toni	0:42,938	390 Greif, Toni	0:12,418	352 Huefing, Brio	0:19,022	318 Walter, Luca	0:11,403
10 352 Huefing, Brio	0:42,942	307 Himmels, Yannik	0:12,440	307 Himmels, Yannik	0:19,036	328 Hofmann, Benedikt	0:11,408
11 383 Potman, Mark	0:42,979	351 Kreutz, Patrick	0:12,440	390 Greif, Toni	0:19,041	317 Dresen, Andreas	0:11,409
12 319 Elter, Marc	0:42,995	319 Elter, Marc	0:12,443	328 Hofmann, Benedikt	0:19,050	319 Elter, Marc	0:11,415
13 307 Himmels, Yannik	0:43,006	383 Potman, Mark	0:12,445	363 Steigerwald, Noah	0:19,051	365 Vladic, Lukas Milos	0:11,419
14 363 Steigerwald, Noah	0:43,033	352 Huefing, Brio	0:12,446	319 Elter, Marc	0:19,079	383 Potman, Mark	0:11,425
15 317 Dresen, Andreas	0:43,073	318 Walter, Luca	0:12,447	383 Potman, Mark	0:19,084	329 Villagomez, Rafael	0:11,431
16 318 Walter, Luca	0:43,080	335 Beyerlein, Patrick	0:12,453	318 Walter, Luca	0:19,127	352 Huefing, Brio	0:11,438
17 335 Beyerlein, Patrick	0:43,223	317 Dresen, Andreas	0:12,461	335 Beyerlein, Patrick	0:19,161	345 Lagerstrom, Linus	0:11,453
18 365 Vladic, Lukas Milos	0:43,337	316 Uber, Sebastian	0:12,495	331 Schröder, Tim	0:19,180	307 Himmels, Yannik	0:11,472
19 316 Uber, Sebastian	0:43,380	345 Lagerstrom, Linus	0:12,505	365 Vladic, Lukas Milos	0:19,199	316 Uber, Sebastian	0:11,482
20 331 Schröder, Tim	0:43,417	365 Vladic, Lukas Milos	0:12,517	308 Lopez, Marc	0:19,257	331 Schröder, Tim	0:11,516
21 345 Lagerstrom, Linus	0:43,476	308 Lopez, Marc	0:12,540	345 Lagerstrom, Linus	0:19,261	335 Beyerlein, Patrick	0:11,527
22 358 Graf, Adrian	0:43,577	331 Schröder, Tim	0:12,549	316 Uber, Sebastian	0:19,276	358 Graf, Adrian	0:11,545
23 394 Leibmann, Daniel	0:43,665	394 Leibmann, Daniel	0:12,612	358 Graf, Adrian	0:19,333	394 Leibmann, Daniel	0:11,619
24 308 Lopez, Marc	0:43,760	358 Graf, Adrian	0:12,651	394 Leibmann, Daniel	0:19,393	308 Lopez, Marc	0:11,727

DEUTSCHE KART-MEISTERSCHAFT

Round 3: 12 - 14 / 07 / 2019

ERFTLANDRING KERPEN





DMSB-RegNr:168/19

R 4 DSXC (KZ2) Heat 1 B < > C

Die schnellsten Zeiten

Ort	Nr. Fahrername	Zeit	Streckenl.	Ø Speed
Ziel	310 Träger, Tim	0:42,620	1107 m	93,5 km/h
Sektion 1	324 Fritsch, Valentin	0:12,299	329 m	96,3 km/h
Sektion 2	314 Kindervater, Robert	0:18,840	475 m	90,8 km/h
Sektion 3	351 Kreuz, Patrick	0:11,328	303 m	96,3 km/h




	Smr.314 Kindervater, Robert DEU BIREL ART RACING KSW			Smr.329 Villagomez, Rafael MEX BIREL ART RACING KSW			Smr.334 Clevert, Lauren-Alexander DEU Kartshop Ampling			Smr.363 Steigerwald, Nooh DEU Bamberger Karttracing			Smr.382 Risom, Valdemar DNK RS Competition							
	theoretisch mögliche Bestzeit	Ziel	Sektion	theoretisch mögliche Bestzeit	Ziel	Sektion	theoretisch mögliche Bestzeit	Ziel	Sektion	theoretisch mögliche Bestzeit	Ziel	Sektion	theoretisch mögliche Bestzeit	Ziel	Sektion					
best	0:42,629	0:12,400	0:18,840	0:11,385	0:42,831	0:12,389	0:18,978	0:11,431	0:42,724	0:12,360	0:18,921	0:11,367	0:43,033	0:12,415	0:19,051	0:11,398	0:42,749	0:12,308	0:18,975	0:11,348
Runde 1	0:46,835	0:15,103	0:19,777	0:11,955	0:46,833	0:14,867	0:19,960	0:12,006	0:48,282	0:15,707	0:20,523	0:12,052	0:46,983	0:14,884	0:20,044	0:12,055	0:48,421	0:15,610	0:20,680	0:12,131
Runde 2	0:44,453	0:13,228	0:19,472	0:11,753	0:44,447	0:12,982	0:19,733	0:11,732	0:44,802	0:13,427	0:19,673	0:11,702	0:44,249	0:12,959	0:19,490	0:11,800	0:44,706	0:13,006	0:19,907	0:11,793
Runde 3	0:43,619	0:12,823	0:19,286	0:11,510	0:44,020	0:12,713	0:19,326	0:11,981	0:44,041	0:13,306	0:19,182	0:11,553	0:43,646	0:12,716	0:19,332	0:11,598	0:43,553	0:12,606	0:19,324	0:11,623
Runde 4	0:43,331	0:12,631	0:19,174	0:11,526	0:43,425	0:12,565	0:19,293	0:11,567	0:43,321	0:12,553	0:19,240	0:11,528	0:43,974	0:13,329	0:19,247	0:11,398	0:44,015	0:13,228	0:19,306	0:11,481
Runde 5	0:43,180	0:12,534	0:19,116	0:11,530	0:43,252	0:12,445	0:19,227	0:11,580	0:42,962	0:12,467	0:19,086	0:11,409	0:43,228	0:12,568	0:19,184	0:11,476	0:43,067	0:12,487	0:19,188	0:11,392
Runde 6	0:42,882	0:12,522	0:18,974	0:11,386	0:43,009	0:12,483	0:19,049	0:11,477	0:42,773	0:12,462	0:18,933	0:11,378	0:43,033	0:12,445	0:19,124	0:11,464	0:42,749	0:12,398	0:18,975	0:11,376
Runde 7	0:42,819	0:12,458	0:18,955	0:11,406	0:43,175	0:12,430	0:19,203	0:11,542	0:43,078	0:12,414	0:19,137	0:11,527	0:43,237	0:12,415	0:19,315	0:11,507	0:42,875	0:12,308	0:19,005	0:11,562
Runde 8	0:42,649	0:12,402	0:18,862	0:11,385	0:43,254	0:12,548	0:19,227	0:11,479	0:43,176	0:12,461	0:19,151	0:11,564	0:43,186	0:12,516	0:19,150	0:11,520	0:42,996	0:12,383	0:19,128	0:11,485
Runde 9	0:42,629	0:12,400	0:18,840	0:11,389	0:43,306	0:12,503	0:19,250	0:11,553	0:43,110	0:12,561	0:19,087	0:11,462	0:43,148	0:12,650	0:19,051	0:11,447	0:43,608	0:13,070	0:19,190	0:11,348
Runde 10	0:42,968	0:12,431	0:19,051	0:11,486	0:43,177	0:12,399	0:19,197	0:11,581	0:43,190	0:12,510	0:19,198	0:11,482	0:43,168	0:12,544	0:19,140	0:11,484	0:43,085	0:12,431	0:19,141	0:11,513
Runde 11	0:43,194	0:12,617	0:19,082	0:11,495	0:43,167	0:12,538	0:19,170	0:11,459	0:42,802	0:12,420	0:19,015	0:11,367	0:43,383	0:12,856	0:19,053	0:11,474	0:43,032	0:12,447	0:19,167	0:11,418
Runde 12	0:43,092	0:12,510	0:19,000	0:11,582	0:43,005	0:12,389	0:19,185	0:11,431	0:43,072	0:12,360	0:19,317	0:11,395	0:43,082	0:12,438	0:19,216	0:11,428	0:43,064	0:12,491	0:19,120	0:11,453
Runde 13	0:43,285	0:12,551	0:19,127	0:11,607	0:42,831	0:12,401	0:18,978	0:11,452	0:42,724	0:12,376	0:18,964	0:11,384	0:43,293	0:12,489	0:19,175	0:11,629	0:42,929	0:12,390	0:19,096	0:11,443
Runde 14	0:43,673	0:12,588	0:19,347	0:11,738	0:43,016	0:12,403	0:19,050	0:11,563	0:42,917	0:12,376	0:18,921	0:11,620	0:43,497	0:12,426	0:19,371	0:11,700	0:42,749	0:12,361	0:19,017	0:11,371

DEUTSCHE KART-MEISTERSCHAFT

Round 3: 12 - 14 / 07 / 2019

ERFTLANDRING KERPEN





DMSB-RegNr:168/19

R 4 DSKG (KZ2) Heat 1 B < > C

Die schnellsten Zeiten

Ort	Nr. Fahrername	Zeit	Streckenl.	Ø Speed
Ziel	310 Träger, Tim	0:42,620	1107 m	93,5 km/h
Sektion 1	324 Fritsch,Valentino	0:12,299	329 m	96,3 km/h
Sektion 2	314 Kinderwiler,Robert	0:18,840	475 m	90,8 km/h
Sektion 3	351 Kreuz,Patrick	0:11,328	303 m	96,3 km/h


	Snr.:319 Elter,Marc DEU CRG Holland		Snr.:324 Fritsch,Valentino DEU BIREL ART RACING KSW		Snr.:352 Hueting,Brio NLD SRP Racing Team		Snr.:331 Schröder, Tim DEU Mach 1 Motorsport		Snr.:365 Vladic,Lukas Milos DEU Bamberger Kartacing			
	theoretisch mögliche Bestzeit 0:42,937		theoretisch mögliche Bestzeit 0:42,603		theoretisch mögliche Bestzeit 0:42,906		theoretisch mögliche Bestzeit 0:43,245		theoretisch mögliche Bestzeit 0:43,135			
best	Ziel	Sektion 1	Sektion 2	Sektion 3	Ziel	Sektion 1	Sektion 2	Sektion 3	Ziel	Sektion 1	Sektion 2	Sektion 3
Runde 1	0:49,035	0:15,875	0:21,024	0:12,136	0:52,364	0:13,505	0:20,740	0:18,119	0:50,613	0:16,861	0:21,036	0:12,716
Runde 2	0:44,833	0:13,332	0:19,697	0:11,804	0:45,844	0:13,671	0:19,964	0:12,209	0:45,900	0:13,838	0:20,107	0:11,955
Runde 3	0:43,872	0:12,931	0:19,477	0:11,464	0:44,794	0:12,926	0:19,797	0:12,071	0:44,950	0:13,196	0:19,969	0:11,785
Runde 4	0:43,905	0:12,675	0:19,570	0:11,660	0:43,927	0:13,104	0:19,236	0:11,587	0:44,014	0:12,831	0:19,329	0:11,854
Runde 5	0:43,295	0:12,613	0:19,267	0:11,415	0:43,537	0:12,454	0:19,445	0:11,638	0:43,548	0:12,664	0:19,199	0:11,685
Runde 6	0:43,192	0:12,569	0:19,095	0:11,528	0:43,348	0:12,411	0:19,214	0:11,723	0:44,305	0:12,571	0:19,683	0:12,051
Runde 7	0:43,925	0:12,764	0:19,132	0:12,029	0:42,817	0:12,505	0:18,909	0:11,403	0:43,707	0:12,562	0:19,351	0:11,794
Runde 8	0:43,414	0:12,825	0:19,079	0:11,510	0:42,757	0:12,323	0:19,016	0:11,418	0:43,522	0:12,517	0:19,326	0:11,679
Runde 9	0:43,674	0:12,613	0:19,504	0:11,557	0:43,191	0:12,330	0:19,193	0:11,668	0:43,854	0:13,024	0:19,202	0:11,628
Runde 10	0:43,512	0:12,892	0:19,113	0:11,507	0:42,656	0:12,299	0:18,901	0:11,456	0:43,767	0:12,685	0:19,444	0:11,638
Runde 11	0:43,166	0:12,448	0:19,254	0:11,464	0:42,818	0:12,316	0:19,025	0:11,477	0:43,915	0:12,918	0:19,418	0:11,579
Runde 12	0:42,995	0:12,443	0:19,103	0:11,449	0:43,054	0:12,433	0:19,110	0:11,511	0:43,424	0:12,522	0:19,357	0:11,545
Runde 13	0:43,303	0:12,488	0:19,247	0:11,568	0:42,757	0:12,317	0:19,018	0:11,422	0:43,590	0:12,720	0:19,327	0:11,543
Runde 14	0:44,056	0:12,743	0:19,633	0:11,680	0:43,363	0:12,824	0:19,054	0:11,485	0:43,337	0:12,633	0:19,285	0:11,419

DEUTSCHE KART-MEISTERSCHAFT

Round 3: 12 - 14 / 07 / 2019

ERFTLANDRING KERPEN







DMSB-RegNr:168/19

R 4 DSKC (KZ2) Heat 1 B < > C

Die schnellsten Zeiten

Ort	Nr. Fahrername	Zeit	Streckenl.	Ø Speed
Ziel	310 Träger, Tim	0:42,620	1107 m	93,5 km/h
Sektion 1	324 Fritsch, Valentino	0:12,299	329 m	96,3 km/h
Sektion 2	314 Kindervater, Robert	0:18,840	475 m	90,8 km/h
Sektion 3	351 Kreuz, Patrick	0:11,328	303 m	96,3 km/h



	Smr.335 Beyerlein, Patrick DEU BEYMO-Kartracing		Smr.345 Lagerstrom, Linus SWE Linus Lagerstrom		Smr.308 Lopez, Marc ESP CRG Keizler racing		Smr.316 Uber, Sebastian DEU RS-Motorsport		Smr.318 Walter, Luca DEU Luca Walter	
	theoretisch mögliche Bestzeit	Ziel	theoretisch mögliche Bestzeit	Ziel	theoretisch mögliche Bestzeit	Ziel	theoretisch mögliche Bestzeit	Ziel	theoretisch mögliche Bestzeit	Ziel
best	0:43,223	0:12,453	0:19,161	0:11,527	0:43,223	0:12,453	0:19,257	0:11,727	0:43,380	0:12,447
Runde 1	0:47,875	0:14,709	0:20,948	0:12,218	0:50,190	0:16,533	0:21,217	0:12,440	0:48,203	0:15,463
Runde 2	0:45,798	0:13,550	0:20,055	0:12,193	0:45,907	0:13,683	0:20,000	0:12,224	0:57,649	0:25,900
Runde 3	0:44,983	0:13,071	0:19,937	0:11,975	0:44,996	0:13,075	0:19,843	0:12,078	0:43,886	0:12,828
Runde 4	0:44,096	0:13,017	0:19,424	0:11,655	0:44,544	0:13,381	0:19,453	0:11,710	0:43,505	0:12,701
Runde 5	0:43,709	0:12,830	0:19,288	0:11,591	0:43,476	0:12,623	0:19,325	0:11,528	0:43,150	0:12,598
Runde 6	0:43,687	0:12,456	0:19,469	0:11,762	0:43,897	0:12,580	0:19,578	0:11,739	0:43,312	0:12,585
Runde 7	0:43,597	0:12,599	0:19,357	0:11,641	0:43,663	0:12,561	0:19,367	0:11,735	0:43,080	0:12,550
Runde 8	0:43,524	0:12,556	0:19,220	0:11,748	0:43,728	0:12,805	0:19,376	0:11,547	0:43,083	0:12,447
Runde 9	0:44,070	0:12,952	0:19,552	0:11,566	0:44,241	0:12,990	0:19,667	0:11,584	0:43,500	0:12,604
Runde 10	0:44,030	0:12,494	0:19,394	0:12,142	0:43,915	0:12,505	0:19,350	0:12,060	0:43,538	0:12,592
Runde 11	0:44,098	0:12,554	0:19,508	0:12,036	0:44,185	0:12,616	0:19,568	0:12,001	0:43,217	0:12,569
Runde 12	0:43,333	0:12,453	0:19,252	0:11,628	0:43,944	0:12,833	0:19,322	0:11,789	0:43,101	0:12,490
Runde 13	0:43,372	0:12,589	0:19,187	0:11,596	0:43,626	0:12,912	0:19,261	0:11,453	0:43,377	0:12,504
Runde 14	0:43,223	0:12,535	0:19,161	0:11,527	0:43,658	0:12,562	0:19,468	0:11,628	0:44,259	0:12,799
					0:44,132	0:12,568	0:19,672	0:11,892	0:44,113	0:12,601
					0:44,176	0:12,601	0:19,549	0:12,026	0:43,380	0:12,555
					0:44,220	0:13,075	0:19,363	0:11,782	0:43,513	0:12,495
					0:44,361	0:13,225	0:19,380	0:11,756	0:43,767	0:12,557
					0:44,137	0:12,615	0:19,543	0:11,979	0:43,598	0:12,738
					0:43,760	0:12,540	0:19,420	0:11,727	0:46,240	0:12,891
					0:43,877	0:12,832	0:19,257	0:11,788	0:43,415	0:12,554
					0:44,057	0:12,618	0:19,593	0:11,846	0:43,660	0:12,680
					0:43,891	0:12,804	0:19,352	0:11,735	0:43,975	0:12,923
					0:44,109	0:12,672	0:19,487	0:11,950	0:44,577	0:13,304
					0:45,009	0:13,428	0:19,676	0:11,905	0:45,256	0:13,309
					0:45,607	0:13,278	0:20,216	0:12,113	0:45,890	0:13,639
					0:49,550	0:16,166	0:20,843	0:12,541	0:50,944	0:17,248
					0:43,760	0:12,540	0:19,257	0:11,727	0:43,380	0:12,495
					0:43,891	0:12,804	0:19,352	0:11,735	0:43,975	0:12,923
					0:44,057	0:12,618	0:19,593	0:11,846	0:43,660	0:12,680
					0:43,877	0:12,832	0:19,257	0:11,788	0:43,418	0:12,556
					0:43,760	0:12,540	0:19,378	0:11,842	0:43,415	0:12,554
					0:44,470	0:13,323	0:19,420	0:11,727	0:46,240	0:12,891
					0:44,137	0:12,615	0:19,543	0:11,979	0:43,598	0:12,738
					0:44,176	0:12,601	0:19,549	0:12,026	0:43,380	0:12,555
					0:44,220	0:13,075	0:19,363	0:11,782	0:43,513	0:12,495
					0:44,361	0:13,225	0:19,380	0:11,756	0:43,767	0:12,557
					0:44,132	0:12,568	0:19,672	0:11,892	0:44,113	0:12,601
					0:43,658	0:12,562	0:19,468	0:11,628	0:43,217	0:12,569
					0:43,944	0:12,833	0:19,322	0:11,789	0:43,101	0:12,490
					0:43,626	0:12,912	0:19,261	0:11,453	0:43,377	0:12,504
					0:43,223	0:12,535	0:19,161	0:11,527	0:44,259	0:12,799
					0:43,658	0:12,562	0:19,468	0:11,628	0:43,217	0:12,569
					0:43,944	0:12,833	0:19,322	0:11,789	0:43,101	0:12,490
					0:43,626	0:12,912	0:19,261	0:11,453	0:43,377	0:12,504
					0:43,223	0:12,535	0:19,161	0:11,527	0:44,259	0:12,799
					0:43,658	0:12,562	0:19,468	0:11,628	0:43,217	0:12,569
					0:43,944	0:12,833	0:19,322	0:11,789	0:43,101	0:12,490
					0:43,626	0:12,912	0:19,261	0:11,453	0:43,377	0:12,504
					0:43,223	0:12,535	0:19,161	0:11,527	0:44,259	0:12,799
					0:43,658	0:12,562	0:19,468	0:11,628	0:43,217	0:12,569
					0:43,944	0:12,833	0:19,322	0:11,789	0:43,101	0:12,490
					0:43,626	0:12,912	0:19,261	0:11,453	0:43,377	0:12,504
					0:43,223	0:12,535	0:19,161	0:11,527	0:44,259	0:12,799
					0:43,658	0:12,562	0:19,468	0:11,628	0:43,217	0:12,569
					0:43,944	0:12,833	0:19,322	0:11,789	0:43,101	0:12,490
					0:43,626	0:12,912	0:19,261	0:11,453	0:43,377	0:12,504
					0:43,223	0:12,535	0:19,161	0:11,527	0:44,259	0:12,799
					0:43,658	0:12,562	0:19,468	0:11,628	0:43,217	0:12,569
					0:43,944	0:12,833	0:19,322	0:11,789	0:43,101	0:12,490
					0:43,626	0:12,912	0:19,261	0:11,453	0:43,377	0:12,504
					0:43,223	0:12,535	0:19,161	0:11,527	0:44,259	0:12,799
					0:43,658	0:12,562	0:19,468	0:11,628	0:43,217	0:12,569
					0:43,944	0:12,833	0:19,322	0:11,789	0:43,101	0:12,490
					0:43,626	0:12,912	0:19,261	0:11,453	0:43,377	0:12,504
					0:43,223	0:12,535	0:19,161	0:11,527	0:44,259	0:12,799
					0:43,658	0:12,562	0:19,468	0:11,628	0:43,217	0:12,569
					0:43,944	0:12,833	0:19,322	0:11,789	0:43,101	0:12,490
					0:43,626	0:12,912	0:19,261	0:11,453	0:43,377	0:12,504
					0:43,223	0:12,535	0:19,161	0:11,527	0:44,259	0:12,799
					0:43,658	0:12,562	0:19,468	0:11,628	0:43,217	0:12,569
					0:43,944	0:12,833	0:19,322	0:11,789	0:43,101	0:12,490
					0:43,626	0:12,912	0:19,261	0:11,453	0:43,377	0:12,504
					0:43,223	0:12,535	0:19,161	0:11,527	0:44,259	0:12,799
					0:43,658	0:12,562	0:19,468	0:11,628	0:43,217	0:12,569
					0:43,944	0:12,833	0:19,322	0:11,789	0:43,101	0:12,490
					0:43,626	0:12,912	0:19,261	0:11,453	0:43,377	0:12,504
					0:43,223	0:12,535	0:19,161	0:11,527	0:44,259	0:12,799
					0:43,658	0:12,562	0:19,468	0:11,628	0:43,217	0:12,569
					0:43,944	0:12,833	0:19,322	0:11,789	0:43,101	0:12,490
					0:43,626	0:12,912	0:19,261	0:11,453	0:43,377	0:12,504
					0:43,223	0:12,535	0:19,161	0:11,527	0:44,259	0:12,799
					0:43,658	0:12,562	0:19,468	0:11,628	0:43,217	0:12,569
					0:43,944	0:12,833	0:19,322	0:11,789	0:43,101	0:12,490
					0:43,626	0:12,912	0:19,261	0:11,453	0:43,377	0:12,504
					0:43,223	0:12,535	0:19,161	0:11,527	0:44,259	0:12,799
					0:43,658	0:12,562	0:19,468	0:11,628	0:43,217	0:12,569
					0:43,944	0:12,833	0:19,322	0:11,789	0:43,101	0:12,490
					0:43,626	0:12,912	0:19,261	0:11,453	0:43,377	0:12,504
					0:43,223	0:12,535	0:19,161	0:11,527	0:44,259	0:12,799
					0:43,658	0:12,562	0:19,468	0:11,628	0:43,217	0:12,569
					0:43,94					

DEUTSCHE KART-MEISTERSCHAFT

Round 3: 12 - 14 / 07 / 2019

ERFTLANDRING KERPEN

DMSB-RegNr:168/19

R 4 DSKC (KZ2) Heat 1 B < > C

Die schnellsten Zeiten

Ort	Nr. Fahrername	Zeit	Streckenl.	Ø Speed
Ziel	310 Träger, Tim	0:42,620	1107 m	93,5 km/h
Sektion 1	324 Fritsch, Valentino	0:12,299	329 m	96,3 km/h
Sektion 2	314 Kindenater, Robert	0:18,840	475 m	90,8 km/h
Sektion 3	351 Kreuz, Patrick	0:11,328	303 m	96,3 km/h

	Smr.358 Graf,Adrian DEU Solgat Motorsport			Smr.317 Dresen,Andreas DEU SRP Racing Team			Smr.394 Leibmann,Daniel DEU Bamberger Kartacing			Smr.383 Potman,Mark NLD CRG Holland						
	theoretisch mögliche Bestzeit	Sektion 2	Sektion 3	theoretisch mögliche Bestzeit	Sektion 2	Sektion 3	theoretisch mögliche Bestzeit	Sektion 2	Sektion 3	theoretisch mögliche Bestzeit	Sektion 2	Sektion 3				
best	0:43,577	0:12,651	0:19,333	0:11,545	0:43,073	0:12,461	0:18,974	0:11,409	0:43,665	0:12,612	0:19,393	0:11,619	0:42,979	0:12,445	0:19,084	0:11,425
Runde 1	0:50,177	0:16,483	0:21,243	0:12,451	0:48,704	0:15,858	0:20,550	0:12,296	0:48,329	0:15,411	0:20,580	0:12,338	0:50,614	0:16,869	0:21,382	0:12,363
Runde 2	0:45,819	0:13,692	0:20,016	0:12,111	0:45,143	0:13,508	0:19,803	0:11,832	1:10,054	0:34,787	0:21,748	0:13,519	0:45,066	0:13,418	0:19,786	0:11,862
Runde 3	0:45,120	0:13,210	0:19,842	0:12,068	0:43,804	0:12,810	0:19,445	0:11,549	0:44,743	0:13,069	0:19,863	0:11,811	0:44,205	0:12,992	0:19,567	0:11,646
Runde 4	0:43,838	0:12,756	0:19,460	0:11,622	0:44,226	0:13,148	0:19,481	0:11,597	0:44,250	0:12,814	0:19,676	0:11,760	0:43,681	0:12,663	0:19,429	0:11,589
Runde 5	0:43,745	0:12,651	0:19,501	0:11,593	0:43,386	0:12,610	0:19,300	0:11,476	0:44,100	0:12,654	0:19,553	0:11,893	0:43,823	0:12,949	0:19,359	0:11,515
Runde 6	0:44,212	0:13,042	0:19,545	0:11,625	0:43,073	0:12,556	0:19,002	0:11,515	0:43,768	0:12,654	0:19,393	0:11,721	0:43,193	0:12,510	0:19,178	0:11,505
Runde 7	0:43,668	0:12,659	0:19,394	0:11,615	0:43,149	0:12,506	0:19,121	0:11,522	0:43,665	0:12,617	0:19,429	0:11,619	0:43,103	0:12,538	0:19,084	0:11,481
Runde 8	0:43,577	0:12,652	0:19,333	0:11,592	0:45,240	0:14,512	0:19,213	0:11,515	0:43,845	0:12,625	0:19,570	0:11,650	0:43,185	0:12,496	0:19,194	0:11,495
Runde 9	0:47,260	0:13,130	0:21,653	0:12,477	0:43,357	0:12,536	0:19,389	0:11,432	0:43,815	0:12,653	0:19,408	0:11,754	0:43,242	0:12,556	0:19,214	0:11,472
Runde 10	0:44,074	0:12,894	0:19,635	0:11,545	0:43,494	0:12,932	0:19,119	0:11,443	0:44,380	0:12,700	0:19,800	0:11,880	0:43,146	0:12,524	0:19,186	0:11,436
Runde 11	0:44,567	0:13,505	0:19,497	0:11,565	0:43,164	0:12,550	0:19,205	0:11,409	0:44,432	0:12,779	0:19,808	0:11,845	0:43,034	0:12,469	0:19,094	0:11,471
Runde 12	0:44,182	0:12,927	0:19,598	0:11,657	0:43,099	0:12,663	0:18,974	0:11,462	0:43,889	0:12,612	0:19,524	0:11,753	0:43,162	0:12,539	0:19,151	0:11,472
Runde 13	0:44,211	0:12,805	0:19,793	0:11,613	0:43,098	0:12,461	0:19,136	0:11,501	0:43,963	0:12,620	0:19,543	0:11,800	0:42,979	0:12,445	0:19,109	0:11,425
Runde 14	0:44,078	0:12,843	0:19,535	0:11,700	1:01,743	0:29,343	0:20,707	0:11,693	0:45,962	0:13,378	0:20,289	0:12,295	0:42,325	0:12,445	0:19,109	0:11,425

Qualifying practice DSKG (KZ2) Group 2

Strecke / track: 1107m
 started: 18 classified: 18 not classified: 0

Pos	St. Nr.	Fahrer / Driver	Nation	Bewerber / Sponsor	Nation	Lizenz R-Lizenz	Chassis / Motor / Reifen	Runden Laps	Differenz	Abstand Gap	beste Runde best Lap	in R. in L.	Geschw. Speed
1	314	KINDERVATER, Robert	DEU	BIREL ART RACING KSW	AUT	IKC1133505 BK102	Birel Art / TM / Vega	7			0:42,492	7	93,8 km/h
2	330	BOS, Jeroen	NLD	CRG Holland	NLD	21799 15521	CRG / TM / Vega	7	0:01,203	0:01,203	0:43,695	5	91,2 km/h
3	329	VILLAGOMEZ, Rafael	MEX	BIREL ART RACING KSW	AUT	0525 BK102	Birel Art / TM / Vega	7	0:01,217	0:00,014	0:43,709	7	91,2 km/h
4	331	SCHRÖDER, Tim	DEU	Mach1 Motorsport	DEU	IKB1079850 KBF1005514	Mach1 / TM / Vega	7	0:01,222	0:00,005	0:43,714	7	91,2 km/h
5	397	TREILOVS, Davids	DEU	SRP Racing Team	DEU	IKC1147656 KBF1156791	Maranello / TM / Vega	7	0:01,498	0:00,276	0:43,990	7	90,6 km/h
6	317	DRESEN, Andreas	DEU	SRP Racing Team	DEU	IKC1116375 KBF1156791	Maranello / TM / Vega	7	0:01,507	0:00,009	0:43,999	5	90,6 km/h
7	307	HIMMELS, Yannik	DEU	Valier Motorsport	DEU	IKC1147857 KBF1063735	SODI / TM / Vega	6	0:01,521	0:00,014	0:44,013	4	90,5 km/h
8	312	COLAKOVIC, Nermin	DEU	Solgat Motorsport	DEU	UJB1165480 KBF1079882	Birel Art / TM / Vega	7	0:01,618	0:00,097	0:44,110	7	90,3 km/h
9	394	LEIBMANN, Daniel	DEU	Bamberger Karttracing	DEU	IKB1043835 KBF1197896	Lenzokart / LKE / Vega	7	0:01,666	0:00,048	0:44,158	7	90,2 km/h
10	382	RISOM, Valdemar	DNK	RS Competition	DNK	36523 36053	Tony Kart / Vortex / Vega	6	0:01,851	0:00,185	0:44,343	6	89,9 km/h
11	387	PREIBISCH, Marius	DEU	Bamberger Karttracing	DEU	IKC1181135 KBF1197896	Lenzokart / LKE / Vega	9	0:01,900	0:00,049	0:44,392	9	89,8 km/h
12	365	VLADIC, Lukas Milos	DEU	Bamberger Karttracing	DEU	IKC1191160 KBF1197896	Luxor / TM / Vega	9	0:02,010	0:00,110	0:44,502	7	89,6 km/h
13	335	BEYERLEIN, Patrick	DEU	BEYMO-Karttracing	DEU	IKC1041625 KBF1160795	CRG / TM / Vega	6	0:02,049	0:00,039	0:44,541	6	89,5 km/h
14	333	KAPETANIDIS, Konstantin	DEU	CPB SPORT	FRA	IKC1176576 232241	SODI / TM / Vega	6	0:02,188	0:00,139	0:44,680	6	89,2 km/h
15	352	HUETING, Brio	NLD	SRP Racing Team	DEU	46098 KBF1156791	Maranello / TM / Vega	7	0:02,193	0:00,005	0:44,685	7	89,2 km/h
16	316	UBER, Sebastian	DEU	RS-Motorsport	DEU	IKB1117990 KBF1104126	CRG / TM / Vega	5	0:02,946	0:00,753	0:45,438	5	87,7 km/h
17	327	JONSSON, Lukas	SWE	JP RACING	SWE	200009017955 105	Exprit / Vortex / Vega	7	0:03,103	0:00,157	0:45,595	7	87,4 km/h
18	345	LAGERSTROM, Linus	SWE	Linus Lagerstrom	SWE	199409301216 199409301216	CRG / TM / Vega	3					

StNr. 345 three fastest Laps Canceled

Rennleitung: Volker Ehekircher Racedirektor: Horst Seidel
 Sportkommissare: Yasin Özer / Tobias Amann / Peter Brings / Florian Koziol
 Techn. Kommissare: Hans-Jürgen Dangers / M. Grasshoff / C. Schmidt / J. Lawinger / D. Pietzko / H.-W. Schäfer / K.L. Rusczyński / A. Sengpiel
 Zeitnahme: KART-DATA timing service Franz Schieszler / Manuela Hintner

Zeitnahme / timekeeping

control 
 Franz Schieszler

freigegeben: 13:35:14






DEUTSCHE KART-MEISTERSCHAFT

Round 3: 12 - 14 / 07 / 2019

ERFTLANDRING KERPEN

DMSB

DMSB-RegNr.:168/19

Groups DSKG (K22)

Group A

Pos.	Stnr No.	Fahrer Driver	Nation	Bewerber Sponsor	Nation
1	381	VAN WALSTIJN, Senna	NLD	SP Motorsport	NLD
4	330	BOS, Jeroen	NLD	CRG Holland	NLD
7	332	BEDNAR, Jan	CZE	GREGOR KART S.R.O.	CZE
10	397	TREFLOVS, Davids	DEU	SRP Racing Team	DEU
13	389	LANGENBACHER, Marvin	DEU	RS-Motorsport	DEU
16	312	COLAKOVIC, Nermin	DEU	Solgat Motorsport	DEU
19	398	FETZER, Dennis	DEU	SRP Racing Team	DEU
22	387	PREIBISCH, Marius	DEU	Bamberger Karttracing	DEU
25	306	WALTER, Andre	DEU	Solgat Motorsport	DEU
28	333	KAPETANIDIS, Konstantin	DEU	CPB SPORT	FRA
31	323	STUMPF, Stephen	DEU	Solgat Motorsport	DEU
34	327	JONSSON, Lukas	SWE	JP RACING	SWE
37	322	FREDRIKSSON, Lucas	SWE	JP RACING	SWE

Group B

Pos.	Stnr No.	Fahrer Driver	Nation	Bewerber Sponsor	Nation
2	314	KINDERVATER, Robert	DEU	BIREL ART RACING KSW	AUT
5	334	CLEVERT, Lauren-Alexander	DEU	Kartshop Ampling	DEU
8	331	SCHRÖDER, Tim	DEU	Mach1 Motorsport	DEU
11	363	STEIGERWALD, Noth	DEU	Bamberger Karttracing	DEU
14	307	HIMMELS, Yannik	DEU	Valier Motorsport	DEU
17	310	TRÖGER, Tim	DEU	Mach1 Motorsport	DEU
20	382	RISOM, Valdemar	DNK	RS Competition	DNK
23	319	ELTER, Marc	DEU	CRG Holland	NLD
26	335	BEYERLEIN, Patrick	DEU	BEYMO-Karttracing	DEU
29	390	GREIF, Toni	DEU	Solgat Motorsport	DEU
32	316	UBER, Sebastian	DEU	RS-Motorsport	DEU
35	308	LOPEZ, Marc	ESP	CRG Keitzer racing	NLD

Group C

Pos.	Stnr No.	Fahrer Driver	Nation	Bewerber Sponsor	Nation
3	324	FRITSCH, Valentino	DEU	BIREL ART RACING KSW	AUT
6	329	VILLAGOMEZ, Rafael	MEX	BIREL ART RACING KSW	AUT
9	328	HOFMANN, Benedikt	DEU	BIREL ART RACING KSW	AUT
12	317	DRESEN, Andreas	DEU	SRP Racing Team	DEU
15	351	KREUTZ, Patrick	DEU	RS-Motorsport	DEU
18	394	LEIBMANN, Daniel	DEU	Bamberger Karttracing	DEU
21	318	WALTER, Luca	DEU	Luca Walter	DEU
24	365	VLADIC, Lukas Milos	DEU	Bamberger Karttracing	DEU
27	383	POTMAN, Mark	NLD	CRG Holland	NLD
30	352	HUETTING, Brio	NLD	SRP Racing Team	DEU
33	358	GRAF, Adrian	DEU	Solgat Motorsport	DEU
36	345	LAGERSTROM, Linus	SWE	Linus Lagerstrom	SWE

Renntleitung: Volker Ehekircher Racedirektor: Horst Seide
 Sportkommissare: Yasin Özer / Tobias Amann / Peter Brings / Florian Kozio
 Techn. Kommissare: Hans-Jürgen Dangers / M. Grasshoff / C. Schmidt / J.Lawinger / D.Pietzko / H.-W. Schäfer / K.L. Ruszczynski / A.Sengrit
 Zeitnahme: KART-DATA timing service Franz Schiesler / Manuela Hintze

Ranking Qualifying Practice DSKC (KZ2)

Strecke / track: 1107m

started: 37 classified: 37 not classified: 0

Pos	Str. Nr.	Fahrer Driver	Nation	Bewerber / Sponsor	Nation	Lizenz B-Lizenz	Chassis / Motor / Reifen	Differenz	Lauf Heat	Rn. Lp	Zeit Time
1	381	VAN WALSTIJN, Senna	NLD	SP Motorsport	NLD	35961 47253	Kart Republic / TM / Vega		1	6	0:41,961
2	314	KINDERVATER, Robert	DEU	BIREL ART RACING KSW	AUT	IKC1133505 BK102	Birel Art / TM / Vega	0:00,531	2	7	0:42,492
3	324	FRITSCH, Valentino	DEU	BIREL ART RACING KSW	AUT	IKB 1173038 BK102	Birel Art / TM / Vega	0:00,300	1	6	0:42,261
4	330	BOS, Jeroen	NLD	CRG Holland	NLD	21799 15521	CRG / TM / Vega	0:01,734	2	7	0:43,695
5	334	CLEVERT, Lauren-Alexander	DEU	Kartshop Ampfing	DEU	IKC1173645 KBF1108764	Tony Kart / TM / Vega	0:00,323	1	6	0:42,284
6	329	VILLAGOMEZ, Rafael	MEX	BIREL ART RACING KSW	AUT	0525 BK102	Birel Art / TM / Vega	0:01,748	2	7	0:43,709
7	332	BEDNAR, Jan	CZE	GREGOR KART S.R.O.	CZE	19ASO152 338	CRG / TM / Vega	0:00,452	1	6	0:42,413
8	331	SCHRÖDER, Tim	DEU	Mach1 Motorsport	DEU	IKB1079850 KBF1005514	Mach1 / TM / Vega	0:01,753	2	7	0:43,714
9	328	HOFMANN, Benedikt	DEU	BIREL ART RACING KSW	AUT	IKC1116634 BK102	Birel Art / TM / Vega	0:00,580	1	7	0:42,541
10	397	TREFILOVS, Davids	DEU	SRP Racing Team	DEU	IKC1147656 KBF1156791	Maranello / TM / Vega	0:02,029	2	7	0:43,990
11	363	STEIGERWALD, Noah	DEU	Bamberger Karttracing	DEU	IKB1174750 KBF1197896	Luxor / TM / Vega	0:00,603	1	6	0:42,564
12	317	DRESEN, Andreas	DEU	SRP Racing Team	DEU	IKC1116375 KBF1156791	Maranello / TM / Vega	0:02,038	2	7	0:43,999
13	389	LANGENBACHER, Marvin	DEU	RS-Motorsport	DEU	IKC1152544 KBF1104126	CRG / TM / Vega	0:00,623	1	7	0:42,584
14	307	HIMMELS, Yannik	DEU	Valier Motorsport	DEU	IKC1147857 KBF1063735	SODI / TM / Vega	0:02,052	2	6	0:44,013
15	351	KREUTZ, Patrick	DEU	RS-Motorsport	DEU	IKB1101586 KBF1104126	CRG / TM / Vega	0:00,685	1	8	0:42,646
16	312	COLAKOVIC, Nermin	DEU	Solgat Motorsport	DEU	1JB1165480 KBF1079882	Birel Art / TM / Vega	0:02,149	2	7	0:44,110
17	310	TRÖGER, Tim	DEU	Mach1 Motorsport	DEU	IKC1132554 KBF1005514	Mach1 / TM / Vega	0:00,699	1	7	0:42,660
18	394	LEIBMANN, Daniel	DEU	Bamberger Karttracing	DEU	IKB1043835 KBF1197896	Lenzokart / LKE / Vega	0:02,197	2	7	0:44,158
19	398	FETZER, Dennis	DEU	SRP Racing Team	DEU	IKC1157082 KBF1156791	Maranello / TM / Vega	0:00,700	1	6	0:42,661
20	382	RISOM, Valdemar	DNK	RS Competition	DNK	36523 36053	Tony Kart / Vortex / Vega	0:02,382	2	6	0:44,343
21	318	WALTER, Luca	DEU	Luca Walter	DEU	IKC1140650 IKC1140650	Alpha Karting / TM / Vega	0:00,700	1	7	0:42,661
22	387	PREIBISCH, Marius	DEU	Bamberger Karttracing	DEU	IKC1181135 KBF1197896	Lenzokart / LKE / Vega	0:02,431	2	9	0:44,392
23	319	ELTER, Marc	DEU	CRG Holland	NLD	IKC1147174 15521	CRG / TM / Vega	0:00,757	1	8	0:42,718
24	365	VLADIC, Lukas Milos	DEU	Bamberger Karttracing	DEU	IKC1191160 KBF1197896	Luxor / TM / Vega	0:02,541	2	9	0:44,502
25	306	WALTER, Andre	DEU	Solgat Motorsport	DEU	IKC1161930 KBF1079882	Birel Art / TM / Vega	0:00,777	1	8	0:42,738
26	335	BEYERLEIN, Patrick	DEU	BEYMO-Karttracing	DEU	IKC1041625 KBF1160795	CRG / TM / Vega	0:02,580	2	6	0:44,541
27	383	POTMAN, Mark	NLD	CRG Holland	NLD	30972 15521	CRG / TM / Vega	0:00,791	1	6	0:42,752
28	333	KAPETANIDIS, Konstantin	DEU	CPB SPORT	FRA	IKC1176576 232241	SODI / TM / Vega	0:02,719	2	6	0:44,680
29	390	GREIF, Toni	DEU	Solgat Motorsport	DEU	IKB1096240 KBF1079882	Birel Art / TM / Vega	0:00,807	1	6	0:42,768
30	352	HUETING, Brio	NLD	SRP Racing Team	DEU	46098 KBF1156791	Maranello / TM / Vega	0:02,724	2	7	0:44,685
31	323	STUMPF, Stephen	DEU	Solgat Motorsport	DEU	IKC1106930 KBF1079882	Birel Art / TM / Vega	0:00,836	1	7	0:42,797
32	316	UBER, Sebastian	DEU	RS-Motorsport	DEU	IKB1117990 KBF1104126	CRG / TM / Vega	0:03,477	2	5	0:45,438
33	358	GRAF, Adrian	DEU	Solgat Motorsport	DEU	IKC1126334 KBF1079882	Birel Art / TM / Vega	0:01,500	1	7	0:43,461
34	327	JONSSON, Lukas	SWE	JP RACING	SWE	200009017955 105	Exprit / Vortex / Vega	0:03,634	2	7	0:45,595
35	308	LOPEZ, Marc	ESP	CRG Keijzer racing	NLD	0014 esp 28613	CRG / TM / Vega	0:01,533	1	7	0:43,494
36	345	LAGERSTROM, Linus	SWE	Linus Lagerstrom	SWE	199409301216 199409301216	CRG / TM / Vega	0:09,067	2	3	0:51,028
37	322	FREDRIKSSON, Lucas	SWE	JP RACING	SWE	200108290073 105	Exprit / Vortex / Vega	0:02,765	1	4	0:44,726

Ranking Qualifying Practice DSKC (KZ2)

Strecke / track: 1107m

started: 37 classified: 37 not classified: 0

Pos	Str. Nr.	Fahrer Driver	Nation	Bewerber / Sponsor	Nation	Lizenz B-Lizenz	Chassis / Motor / Reifen	Differenz	Lauf Heat	Rn. Lp	Zeit Time
-----	----------	---------------	--------	--------------------	--------	-----------------	--------------------------	-----------	-----------	--------	-----------





Ranglistenauswertung nach DKM 101% Regelung

Rennleitung: Volker Ehekircher Racedirektor: Horst Seidel

Sportkommissare: Yasin Özer / Tobias Amann / Peter Brings / Florian Koziol

Techn. Kommissare: Hans-Jürgen Dangers / M. Grasshoff / C. Schmidt / J. Lawinger / D. Pietzko / H.-W. Schäfer / K.L. Ruszczynski / A. Sengpiel

Zeitnahme: KART-DATA timing service Franz Schieszler / Manuela Hintner

DEUTSCHE KART-MEISTERSCHAFT

Round 3: 12 - 14 / 07 / 2019





ERFTLANDRING KERPEN

DMSB

DMSB-RegNr.:168/19

Qualifying practice DSKG (K22) Group 2

Fahrername Driver	Kindervater Robert	Bos Jeroen	Villagomez Rafael	Schröder Tim	Trefilovs Davids	Dresen Andreas	Himmels Yannik	Colakovic Nermin	Leibmann Daniel	Risom Valdemar	Preibisch Marius	Vladic Lukas Milos
schnellste Runde in Runde	0:42,492 Rn. 7	0:43,695 Rn. 5	0:43,709 Rn. 7	0:43,714 Rn. 7	0:43,990 Rn. 7	0:43,999 Rn. 5	0:44,013 Rn. 4	0:44,110 Rn. 7	0:44,158 Rn. 7	0:44,343 Rn. 6	0:44,392 Rn. 9	0:44,502 Rn. 7
Speed	93,8 km/h	91,2 km/h	91,2 km/h	91,2 km/h	90,6 km/h	90,6 km/h	90,5 km/h	90,3 km/h	90,2 km/h	89,9 km/h	89,8 km/h	89,6 km/h
Lap 1	0:55,771	1:01,834	0:49,793	1:01,988	0:58,775	0:54,187	0:56,240	1:05,809	0:59,030	0:58,369	0:54,616	0:52,908
Lap 2	0:51,179	0:49,968	0:50,446	0:52,790	0:53,705	0:51,993	1:39,170	0:50,314	0:50,019	0:54,277	0:45,097	0:45,840
Lap 3	0:49,103	0:53,941	0:50,694	0:52,306	0:53,710	0:56,391	0:46,157	0:54,136	0:56,497	1:29,461	0:45,556	0:46,115
Lap 4	0:44,259	0:46,794	0:45,952	0:46,350	0:45,904	0:48,829	0:44,013	0:46,587	0:46,019	0:46,524	0:53,112	0:51,617
Lap 5	0:42,985	0:43,695	0:43,813	0:44,697	0:44,413	0:43,999	0:45,983	0:44,264	0:44,446	0:45,561	0:54,009	0:49,515
Lap 6	0:46,524	0:46,408	0:44,158	0:44,601	0:45,166	0:46,161	0:44,093	0:48,556	0:49,687	0:44,343	0:45,881	0:46,458
Lap 7	0:42,492	0:43,827	0:43,709	0:43,714	0:43,990	0:44,314		0:44,110	0:44,158		0:45,214	0:44,502
Lap 8											0:44,812	0:45,969
Lap 9											0:44,392	0:45,279







DEUTSCHE KART-MEISTERSCHAFT

Round 3: 12 - 14 / 07 / 2019

ERFTLANDRING KERPEN


DMSB




DMSB-RegNr.:168/19

Qualifying practice DSKC (K22) Group 2

Fahrername Driver	Beyerlein Patrick	Kapetanidis Konstantin	Huetting Brio	Uber Sebastian	Jonsson Lukas	Lagerstrom Linus
schnellste Runde in Runde	0:44,541 Rn. 6	0:44,680 Rn. 6	0:44,685 Rn. 7	0:45,438 Rn. 5	0:45,595 Rn. 7	0:51,028 Rn. 2
Speed	89,5 km/h	89,2 km/h	89,2 km/h	87,7 km/h	87,4 km/h	78,1 km/h
Lap 1	0:55,205	1:05,553	0:57,496	1:00,092	0:59,386	0:59,136
Lap 2	1:27,292	0:55,636	0:52,373	1:19,414	0:50,604	0:51,028
Lap 3	0:52,405	0:49,937	0:55,666	0:52,852	0:56,609	0:52,248
Lap 4	0:47,290	0:45,387	0:46,411	0:46,379	0:48,922	
Lap 5	0:46,400	0:45,327	0:45,076	0:45,438	0:46,493	
Lap 6	0:44,541	0:44,680	0:45,927		0:46,352	
Lap 7			0:44,685		0:45,595	
Lap 8						
Lap 9						




Round 3: 12 - 14 / 07 / 2019





ERFTLANDRING KERPEN

DEUTSCHE KART-MEISTERSCHAFT

DMSB-RegNr:1688/19

Qualifying practice DSKG (K22) Group 2



Ziel		Sektion 1		Sektion 2		Sektion 3	
Fahrername	Zeit	Fahrername	Zeit	Fahrername	Zeit	Fahrername	Zeit
1 314 Kindervater,Robert	0:42,492	314 Kindervater,Robert	0:12,455	314 Kindervater,Robert	0:18,747	314 Kindervater,Robert	0:11,249
2 330 Bos,Jeroen	0:43,695	330 Bos,Jeroen	0:12,587	329 Villagomez,Rafael	0:19,166	317 Dresen,Andreas	0:11,511
3 329 Villagomez,Rafael	0:43,709	397 Trefilovs, Davids	0:12,599	317 Dresen,Andreas	0:19,239	397 Trefilovs, Davids	0:11,523
4 331 Schröder, Tim	0:43,714	331 Schröder, Tim	0:12,686	307 Himmels, Yannik	0:19,312	329 Villagomez, Rafael	0:11,545
5 397 Trefilovs, Davids	0:43,990	317 Dresen,Andreas	0:12,699	330 Bos,Jeroen	0:19,380	330 Bos,Jeroen	0:11,581
6 317 Dresen,Andreas	0:43,999	329 Villagomez, Rafael	0:12,735	331 Schröder, Tim	0:19,444	331 Schröder, Tim	0:11,584
7 307 Himmels, Yannik	0:44,013	307 Himmels, Yannik	0:12,751	394 Leibmann, Daniel	0:19,449	307 Himmels, Yannik	0:11,604
8 312 Colakovic, Nermin	0:44,110	312 Colakovic, Nermin	0:12,775	397 Trefilovs, Davids	0:19,541	394 Leibmann, Daniel	0:11,633
9 394 Leibmann, Daniel	0:44,158	394 Leibmann, Daniel	0:12,795	312 Colakovic, Nermin	0:19,566	387 Preibisch, Marius	0:11,668
10 382 Risom, Valdemar	0:44,343	387 Preibisch, Marius	0:12,869	387 Preibisch, Marius	0:19,594	312 Colakovic, Nermin	0:11,679
11 387 Preibisch, Marius	0:44,392	382 Risom, Valdemar	0:12,925	382 Risom, Valdemar	0:19,603	333 Kapetanidis, Konstantin	0:11,683
12 365 Vladoic, Lukas Milos	0:44,502	352 Huetting, Brio	0:12,929	335 Beyerlein, Patrick	0:19,653	335 Beyerlein, Patrick	0:11,717
13 335 Beyerlein, Patrick	0:44,541	365 Vladoic, Lukas Milos	0:12,937	352 Huetting, Brio	0:19,680	365 Vladoic, Lukas Milos	0:11,759
14 333 Kapetanidis, Konstantin	0:44,680	327 Jonsson, Lukas	0:13,065	365 Vladoic, Lukas Milos	0:19,724	382 Risom, Valdemar	0:11,815
15 352 Huetting, Brio	0:44,685	316 Uber, Sebastian	0:13,084	333 Kapetanidis, Konstantin	0:19,728	352 Huetting, Brio	0:12,032
16 316 Uber, Sebastian	0:45,438	335 Beyerlein, Patrick	0:13,171	316 Uber, Sebastian	0:20,003	316 Uber, Sebastian	0:12,251
17 327 Jonsson, Lukas	0:45,595	333 Kapetanidis, Konstantin	0:13,193	327 Jonsson, Lukas	0:20,047	327 Jonsson, Lukas	0:12,469
18 345 Lagerstrom, Linus	0:51,028	345 Lagerstrom, Linus	0:13,197	345 Lagerstrom, Linus	0:22,653	345 Lagerstrom, Linus	0:12,989

DEUTSCHE KART-MEISTERSCHAFT

Round 3: 12 - 14 / 07 / 2019

ERFTLANDRING KERPEN





DMSB-RegNr:168/19

Qualifying practice DSKC (K22) Group 2

Die schnellsten Zeiten

Ort	Nr. Fahrername	Zeit	Streckenl.	Ø Speed
Ziel	314 Kindervater,Robert	0:42,492	1107 m	93,8 km/h
Sektion 1	314 Kindervater,Robert	0:12,455	329 m	95,1 km/h
Sektion 2	314 Kindervater,Robert	0:18,747	475 m	91,2 km/h
Sektion 3	314 Kindervater,Robert	0:11,249	303 m	97,0 km/h

	Smr.314 Kindervater,Robert DEU BIREL ART RACING KSW theoretisch mögliche Bestzeit 0:42,451	Smr.330 Bos,Jeroen MLD CRG Holland theoretisch mögliche Bestzeit 0:43,548	Smr.329 Villagomez,Rafael MEX BIREL ART RACING KSW theoretisch mögliche Bestzeit 0:43,446	Smr.331 Schröder,Tim DEU Mach 1 Motorsport theoretisch mögliche Bestzeit 0:43,714	Smr.397 Trefflows,Davids DEU SRP Racing Team theoretisch mögliche Bestzeit 0:43,663
best	Ziel Sektion 1 Sektion 2 Sektion 3 0:42,492 0:12,455 0:18,747 0:11,249	Ziel Sektion 1 Sektion 2 Sektion 3 0:43,695 0:12,587 0:19,380 0:11,581	Ziel Sektion 1 Sektion 2 Sektion 3 0:43,709 0:12,735 0:19,166 0:11,545	Ziel Sektion 1 Sektion 2 Sektion 3 0:43,714 0:12,686 0:19,444 0:11,584	Ziel Sektion 1 Sektion 2 Sektion 3 0:43,990 0:12,599 0:19,541 0:11,523
Runde 1	0:55,771 0:19,211 0:24,129 0:12,431	1:01,834 0:26,280 0:22,409 0:13,145	0:49,793 0:16,715 0:20,844 0:12,234	1:01,988 0:23,812 0:24,984 0:13,192	0:58,775 0:21,053 0:24,237 0:13,485
Runde 2	0:51,179 0:14,146 0:23,244 0:13,789	0:49,968 0:13,252 0:22,985 0:13,731	0:50,446 0:13,603 0:23,483 0:13,360	0:52,790 0:14,104 0:23,841 0:14,845	0:53,705 0:13,898 0:25,117 0:14,690
Runde 3	0:49,103 0:14,836 0:21,845 0:12,422	0:53,941 0:17,212 0:23,919 0:12,810	0:50,694 0:15,517 0:22,071 0:13,106	0:52,306 0:16,295 0:22,440 0:13,571	0:53,710 0:16,158 0:24,025 0:13,527
Runde 4	0:44,259 0:12,717 0:19,762 0:11,780	0:46,794 0:13,025 0:21,507 0:12,262	0:45,952 0:13,721 0:20,477 0:11,754	0:46,350 0:13,491 0:20,467 0:12,392	0:45,904 0:13,727 0:20,101 0:12,076
Runde 5	0:42,985 0:12,455 0:19,139 0:11,391	0:43,695 0:12,587 0:19,380 0:11,728	0:43,813 0:12,735 0:19,469 0:11,609	0:44,697 0:12,931 0:19,844 0:11,922	0:44,413 0:12,599 0:20,024 0:11,790
Runde 6	0:46,524 0:12,538 0:22,218 0:11,768	0:46,408 0:13,015 0:21,628 0:11,765	0:44,158 0:13,135 0:19,478 0:11,545	0:44,601 0:12,944 0:19,745 0:11,912	0:45,166 0:13,345 0:20,152 0:11,669
Runde 7	0:42,492 0:12,496 0:18,747 0:11,249	0:43,827 0:12,829 0:19,417 0:11,581	0:43,709 0:12,990 0:19,166 0:11,553	0:43,714 0:12,686 0:19,444 0:11,584	0:43,990 0:12,926 0:19,541 0:11,523
Runde 8					

DEUTSCHE KART-MEISTERSCHAFT

Round 3: 12 - 14 / 07 / 2019

ERFTLANDRING KERPEN





DMSB-RegNr:168/19

Qualifying practice DSKC (K2) Group 2

Die schnellsten Zeiten

Ort	Nr. Fahrername	Zeit	Streckenl.	Ø Speed
Ziel	314 Kindervater,Robert	0:42,492	1107 m	93,8 km/h
Sektion 1	314 Kindervater,Robert	0:12,455	329 m	95,1 km/h
Sektion 2	314 Kindervater,Robert	0:18,747	475 m	91,2 km/h
Sektion 3	314 Kindervater,Robert	0:11,249	303 m	97,0 km/h



	Snr.317 Dresen,Andreas DEU SRP Racing Team theoretisch mögliche Bestzeit 0:43,449	Snr.307 Himmels,Yannik DEU Valter Motorsport theoretisch mögliche Bestzeit 0:43,667	Snr.312 Colakovic,Nermin DEU Solgat Motorsport theoretisch mögliche Bestzeit 0:44,020	Snr.394 Leibmann,Daniel DEU Bamberger Karttracing theoretisch mögliche Bestzeit 0:43,877	Snr.382 Risom,Valdemar DNK RS Competition theoretisch mögliche Bestzeit 0:44,343
best	Ziel 0:43,999 0:12,699 0:19,239 0:11,511	Ziel 0:44,013 0:12,751 0:19,312 0:11,604	Ziel 0:44,110 0:12,775 0:19,566 0:11,679	Ziel 0:44,158 0:12,795 0:19,449 0:11,633	Ziel 0:44,343 0:12,925 0:19,603 0:11,815
Runde 1	0:54,187 0:18,249 0:22,761 0:13,177	0:56,240 0:19,734 0:23,080 0:13,426	1:05,809 0:25,954 0:26,826 0:13,029	0:59,030 0:23,581 0:22,742 0:12,707	0:58,369 0:20,876 0:24,141 0:13,352
Runde 2	0:51,993 0:13,565 0:23,699 0:14,729	1:39,170 0:14,524 1:10,710 0:13,936	0:50,314 0:13,325 0:23,266 0:13,723	0:50,019 0:12,947 0:23,321 0:13,751	0:54,277 0:14,474 0:24,904 0:14,899
Runde 3	0:56,391 0:19,455 0:23,076 0:13,860	0:46,157 0:13,474 0:20,574 0:12,109	0:54,136 0:17,766 0:23,125 0:13,245	0:56,497 0:19,217 0:23,029 0:14,251	1:29,461 0:54,704 0:21,561 0:13,196
Runde 4	0:48,829 0:15,461 0:21,225 0:12,143	0:44,013 0:12,751 0:19,658 0:11,604	0:46,587 0:13,677 0:20,964 0:11,946	0:46,019 0:13,826 0:20,176 0:12,017	0:46,524 0:13,457 0:20,257 0:12,810
Runde 5	0:43,999 0:12,699 0:19,638 0:11,662	0:45,983 0:13,347 0:20,702 0:11,934	0:44,264 0:12,775 0:19,810 0:11,679	0:44,446 0:12,795 0:19,658 0:11,993	0:45,561 0:13,097 0:20,185 0:12,279
Runde 6	0:46,161 0:13,256 0:20,608 0:12,297	0:44,093 0:13,097 0:19,312 0:11,684	0:48,556 0:14,004 0:22,356 0:12,196	0:49,687 0:13,581 0:22,098 0:14,008	0:44,343 0:12,925 0:19,603 0:11,815
Runde 7	0:44,314 0:13,564 0:19,239 0:11,511		0:44,110 0:12,841 0:19,566 0:11,703	0:44,158 0:13,076 0:19,449 0:11,633	
Runde 8					

DEUTSCHE KART-MEISTERSCHAFT

Round 3: 12 - 14 / 07 / 2019

ERFTLANDRING KERPEN






DMSB-RegNr:168/19

Qualifying practice DSKC (K22) Group 2

Die schnellsten Zeiten

Ort	Nr. Fahrername	Zeit	Streckenl.	Ø Speed
Ziel	314 Kindervater,Robert	0:42,492	1107 m	93,8 km/h
Sektion 1	314 Kindervater,Robert	0:12,455	329 m	95,1 km/h
Sektion 2	314 Kindervater,Robert	0:18,747	475 m	91,2 km/h
Sektion 3	314 Kindervater,Robert	0:11,249	303 m	97,0 km/h

	Smr.387 Preibisch,Marius DEU Bamberger Karttracing	Smr.365 Vladic,Lukas Milos DEU Bamberger Karttracing	Smr.335 Beyerlein,Patrick DEU BEYMO-Karttracing	Smr.333 Kapetanidis,Konstantin DEU CPB SPORT	Smr.352 Huetting,Brio NLD SRP Racing Team
	theoretisch mögliche Bestzeit 0:44,131	theoretisch mögliche Bestzeit 0:44,420	theoretisch mögliche Bestzeit 0:44,541	theoretisch mögliche Bestzeit 0:44,604	theoretisch mögliche Bestzeit 0:44,641
best	Ziel Sektion 1 Sektion 2 Sektion 3 0:44,392 0:12,869 0:19,594 0:11,668	Ziel Sektion 1 Sektion 2 Sektion 3 0:44,502 0:12,937 0:19,724 0:11,759	Ziel Sektion 1 Sektion 2 Sektion 3 0:44,541 0:13,171 0:19,653 0:11,717	Ziel Sektion 1 Sektion 2 Sektion 3 0:44,680 0:13,193 0:19,728 0:11,683	Ziel Sektion 1 Sektion 2 Sektion 3 0:44,685 0:12,929 0:19,680 0:12,032
Runde 1	0:54,616 0:18,563 0:23,634 0:12,419	0:52,908 0:17,774 0:22,119 0:13,015	0:55,205 0:18,055 0:22,529 0:14,621	1:05,553 0:24,616 0:26,050 0:14,887	0:57,496 0:20,099 0:24,249 0:13,148
Runde 2	0:45,097 0:13,331 0:19,848 0:11,918	0:45,840 0:14,015 0:19,931 0:11,894	1:27,292 0:13,248 0:57,653 0:16,391	0:55,636 0:15,983 0:25,666 0:13,987	0:52,373 0:14,169 0:23,528 0:14,676
Runde 3	0:45,556 0:12,869 0:20,282 0:12,405	0:46,115 0:13,502 0:20,394 0:12,219	0:52,405 0:16,033 0:23,135 0:13,237	0:49,937 0:15,171 0:21,595 0:13,171	0:55,666 0:17,907 0:23,871 0:13,888
Runde 4	0:53,112 0:13,820 0:23,588 0:15,704	0:51,617 0:13,540 0:24,028 0:14,049	0:47,290 0:14,198 0:20,346 0:12,746	0:45,387 0:13,362 0:20,087 0:11,938	0:46,411 0:13,980 0:20,119 0:12,312
Runde 5	0:54,009 0:16,658 0:22,751 0:14,600	0:49,515 0:14,709 0:21,930 0:12,876	0:46,400 0:13,325 0:20,739 0:12,336	0:45,327 0:13,193 0:20,265 0:11,869	0:45,076 0:13,009 0:20,035 0:12,032
Runde 6	0:45,881 0:13,355 0:19,919 0:12,607	0:46,458 0:13,672 0:20,591 0:12,195	0:44,541 0:13,171 0:19,653 0:11,717	0:44,680 0:13,269 0:19,728 0:11,683	0:45,927 0:13,684 0:20,173 0:12,070
Runde 7	0:45,214 0:13,234 0:19,927 0:12,053	0:44,502 0:12,937 0:19,806 0:11,759			0:44,685 0:12,929 0:19,680 0:12,076
Runde 8	0:44,812 0:13,172 0:19,727 0:11,913	0:45,969 0:13,478 0:20,635 0:11,856			
Runde 9	0:44,392 0:13,130 0:19,594 0:11,668	0:45,279 0:13,603 0:19,724 0:11,952			

Round 3: 12 - 14 / 07 / 2019

ERFTLANDRING KERPEN

DEUTSCHE KART-MEISTERSCHAFT

DMSB-RegNr:168/19

Qualifying practice DSKC (K22) Group 2

Die schnellsten Zeiten

Ort	Nr. Fahrername	Zeit	Streckenl.	Ø Speed
Ziel	314 Kindervater,Robert	0:42,492	1107 m	93,8 km/h
Sektion 1	314 Kindervater,Robert	0:12,455	329 m	95,1 km/h
Sektion 2	314 Kindervater,Robert	0:18,747	475 m	91,2 km/h
Sektion 3	314 Kindervater,Robert	0:11,249	303 m	97,0 km/h

	Smr.316 Uber,Sebastian DEU	Smr.327 Jonsson,Lukas SWE	Smr.345 Lagerstrom,Linus SWE	
	RS-Motorsport	JP RACING	Linus Lagerstrom	
	theoretisch mögliche Bestzeit 0:45,338	theoretisch mögliche Bestzeit 0:45,581	theoretisch mögliche Bestzeit 0:48,839	
best	Ziel Sektion 1 Sektion 2 Sektion 3	Ziel Sektion 1 Sektion 2 Sektion 3	Ziel Sektion 1 Sektion 2 Sektion 3	Ziel Sektion 1 Sektion 2 Sektion 3
Runde 1	0:45,438 0:13,084 0:20,003 0:12,251	0:45,595 0:13,065 0:20,047 0:12,469	0:51,028 0:13,197 0:22,653 0:12,989	
Runde 2	1:00,092 0:20,380 0:25,362 0:14,350	0:59,386 0:20,449 0:24,744 0:14,193	0:59,136 0:22,095 0:24,052 0:12,989	
Runde 3	1:19,414 0:14,202 0:48,181 0:17,031	0:50,604 0:14,152 0:22,620 0:13,832	0:51,028 0:13,197 0:23,684 0:14,147	
Runde 4	0:52,852 0:16,037 0:23,482 0:13,333	0:56,609 0:15,825 0:26,103 0:14,681	0:52,248 0:15,900 0:22,653 0:13,695	
Runde 5	0:46,379 0:13,362 0:20,404 0:12,613	0:48,922 0:14,835 0:21,082 0:13,005	0:52,248 0:15,900 0:22,653 0:13,695	
Runde 6	0:45,438 0:13,084 0:20,103 0:12,251	0:46,493 0:13,402 0:20,332 0:12,759	0:52,248 0:15,900 0:22,653 0:13,695	
Runde 7	0:13,287 0:20,003	0:46,352 0:13,502 0:20,381 0:12,469	0:52,248 0:15,900 0:22,653 0:13,695	
Runde 8		0:45,595 0:13,065 0:20,047 0:12,483	0:52,248 0:15,900 0:22,653 0:13,695	

Qualifying practice DSKC (KZ2) Group 1

Strecke / track: 1107m
 started: 19 classified: 19 not classified: 0

Pos	Str. Nr.	Fahrer / Driver	Nation	Bewerber / Sponsor	Nation	Lizenz R-Lizenz	Chassis / Motor / Reifen	Runden Laps	Differenz	Abstand Gap	beste Runde best Lap	in R. in L.	Geschw. Speed
1	381	VAN WALSTIJN, Senna	NLD	SP Motorsport	NLD	35961 47253	Kart Republic / TM / Vega	6			0:41,961	6	95,0 km/h
2	324	FRITSCH, Valentino	DEU	BIREL ART RACING KSW	AUT	IKB 1173038 BK102	Birel Art / TM / Vega	6	0:00,300	0:00,300	0:42,261	6	94,3 km/h
3	334	CLEVERT, Lauren-Alexand	DEU	Kartshop Ampfing	DEU	TKC1173645 KBF1108764	Tony Kart / TM / Vega	6	0:00,323	0:00,023	0:42,284	4	94,2 km/h
4	332	BEDNAR, Jan	CZE	GREGOR KART S.R.O.	CZE	19A50152 338	CRG / TM / Vega	6	0:00,452	0:00,129	0:42,413	4	94,0 km/h
5	328	HOFMANN, Benedikt	DEU	BIREL ART RACING KSW	AUT	IKC1116634 BK102	Birel Art / TM / Vega	7	0:00,580	0:00,128	0:42,541	6	93,7 km/h
6	363	STEIGERWALD, Noah	DEU	Bamberger Karttracing	DEU	IKB1174750 KBF1197896	Luxor / TM / Vega	6	0:00,603	0:00,023	0:42,564	6	93,6 km/h
7	389	LANGENBACHER, Marvin	DEU	RS-Motorsport	DEU	IKC1152544 KBF1104126	CRG / TM / Vega	7	0:00,623	0:00,020	0:42,584	6	93,6 km/h
8	351	KREUTZ, Patrick	DEU	RS-Motorsport	DEU	IKB1101586 KBF1104126	CRG / TM / Vega	8	0:00,685	0:00,062	0:42,646	8	93,4 km/h
9	310	TROGER, Tim	DEU	Mach1 Motorsport	DEU	IKC1132554 KBF1005514	Mach1 / TM / Vega	7	0:00,699	0:00,014	0:42,660	7	93,4 km/h
10	398	FETZER, Dennis	DEU	SRP Racing Team	DEU	IKC1157082 KBF1156791	Maranello / TM / Vega	6	0:00,700	0:00,001	0:42,661	5	93,4 km/h
11	318	WALTER, Luca	DEU	Luca Walter	DEU	IKC1140650 IKC1140650	Alpha Karting / TM / Vega	7	0:00,700	0:00,000	0:42,661	7	93,4 km/h
12	319	ELTER, Marc	DEU	CRG Holland	NLD	IKC1147174 15521	CRG / TM / Vega	8	0:00,757	0:00,057	0:42,718	6	93,3 km/h
13	306	WALTER, Andre	DEU	Solgat Motorsport	DEU	IKC1161930 KBF1079882	Birel Art / TM / Vega	8	0:00,777	0:00,020	0:42,738	8	93,2 km/h
14	383	POTMAN, Mark	NLD	CRG Holland	NLD	30972 15521	CRG / TM / Vega	6	0:00,791	0:00,014	0:42,752	6	93,2 km/h
15	390	GREIF, Toni	DEU	Solgat Motorsport	DEU	IKB1096240 KBF1079882	Birel Art / TM / Vega	6	0:00,807	0:00,016	0:42,768	5	93,2 km/h
16	323	STUMPF, Stephen	DEU	Solgat Motorsport	DEU	IKC1106930 KBF1079882	Birel Art / TM / Vega	7	0:00,836	0:00,029	0:42,797	7	93,1 km/h
17	358	GRAF, Adrian	DEU	Solgat Motorsport	DEU	IKC1126334 KBF1079882	Birel Art / TM / Vega	7	0:01,500	0:00,664	0:43,461	5	91,7 km/h
18	308	LOPEZ, Marc	ESP	CRG Keijzer racing	NLD	0014 esp 28613	CRG / TM / Vega	7	0:01,533	0:00,033	0:43,494	5	91,6 km/h
19	322	FREDRIKSSON, Lucas	SWE	JP RACING	SWE	200108290073 105	Exprit / Vortex / Vega	4	0:02,765	0:01,232	0:44,726	4	89,1 km/h

Rennleitung: Volker Ehekircher Racedirektor: Horst Seidel
 Sportkommissare: Yasin Özer / Tobias Amann / Peter Brings / Florian Koziol
 Techn. Kommissare: Hans-Jürgen Dangers / M. Grasshoff / C. Schmidt / J. Lawinger / D. Pietzko / H.-W. Schäfer / K.L. Rusczyński / A. Sengpiel
 Zeitnahme: KART-DATA timing service Franz Schieszler / Manuela Hintner

Zeitnahme / timekeeping

Control *Schieszler*
 Franz Schieszler

freigegeben: 12:14:13






DEUTSCHE KART-MEISTERSCHAFT

Round 3: 12 - 14 / 07 / 2019





ERFTLANDRING KERPEN

DMSB

DMSB-RegNr.:168/19

Qualifying practice DSKG (KZ2) Group 1

Fahremame Driver	Van Walsstijn Senna	Fritsch Valentino	Lauren- Alexander	Bednar Jan	Hofmann Benedikt	Steigerwald Noah	Langenbacher Marvin	Kreutz Patrick	Tröger Tim	Fetzer Dennis	Walter Luca	Elter Marc
schleunigste Runde in Runde	0:41,961 Rn. 6	0:42,261 Rn. 6	0:42,284 Rn. 4	0:42,413 Rn. 4	0:42,541 Rn. 6	0:42,564 Rn. 6	0:42,584 Rn. 6	0:42,646 Rn. 8	0:42,660 Rn. 7	0:42,661 Rn. 5	0:42,661 Rn. 7	0:42,718 Rn. 6
Speed	95,0 km/h	94,3 km/h	94,2 km/h	94,0 km/h	93,7 km/h	93,6 km/h	93,6 km/h	93,4 km/h	93,4 km/h	93,4 km/h	93,4 km/h	93,3 km/h
Lap 1	0:56,782	0:55,924	0:55,247	0:59,012	1:05,770	0:53,829	1:00,925	0:54,786	1:01,172	0:58,218	0:56,775	0:53,189
Lap 2	0:46,252	0:45,711	0:45,235	0:46,402	0:45,388	0:53,009	0:49,420	0:46,122	0:47,939	0:43,789	0:48,239	0:48,213
Lap 3	0:42,445	0:42,684	0:47,086	0:42,710	0:43,452	0:43,300	0:43,723	0:43,749	0:43,476	0:42,923	0:47,767	0:43,781
Lap 4	0:42,067	0:42,318	0:42,284	0:42,413	0:42,928	0:42,639	0:43,612	0:42,971	0:42,964	0:42,694	0:42,990	0:43,010
Lap 5	0:41,994	0:42,342	0:43,134	0:42,505	0:42,923	0:42,760	0:46,168	0:42,710	0:42,743	0:42,661	0:45,519	0:43,192
Lap 6	0:41,961	0:42,261	0:42,872	0:42,576	0:42,541	0:42,564	0:42,584	0:45,234	0:43,102	0:42,739	0:42,836	0:42,718
Lap 7					0:42,667		0:42,618	0:42,735	0:42,660		0:42,661	0:42,825
Lap 8								0:42,646				0:43,816







DEUTSCHE KART-MEISTERSCHAFT

Round 3: 12 - 14 / 07 / 2019

ERFTLANDRING KERPEN

DMSB




DMSB-RegNr.:168/19

Qualifying practice DSKC (KZ2) Group 1

Fahrername Driver	Walter Andre	Potman Mark	Greif Toni	Stumpf Stephen	Graf Adrian	Lopez Marc	Fredriksson Lucas
schnellste Runde in Runde	0:42,738 Rn. 8	0:42,752 Rn. 6	0:42,768 Rn. 5	0:42,797 Rn. 7	0:43,461 Rn. 5	0:43,494 Rn. 5	0:44,726 Rn. 4
Speed	93,2 km/h	93,2 km/h	93,2 km/h	93,1 km/h	91,7 km/h	91,6 km/h	89,1 km/h
Lap 1	0:56,315	1:00,391	1:04,150	1:07,735	0:55,638	0:55,241	0:50,869
Lap 2	0:48,253	0:49,959	0:45,586	0:53,140	0:47,366	0:47,748	0:44,754
Lap 3	0:45,111	0:43,787	0:43,215	0:44,881	0:47,696	0:46,951	0:46,478
Lap 4	0:43,426	0:42,878	0:42,978	0:43,454	0:44,026	0:43,664	0:44,726
Lap 5	0:43,236	0:44,546	0:42,768	0:43,299	0:43,461	0:43,494	
Lap 6	0:43,113	0:42,752	0:42,834	0:43,146	0:44,007	0:44,757	
Lap 7	0:42,814			0:42,797	0:43,576	0:43,561	
Lap 8	0:42,738						





DEUTSCHE KART-MEISTERSCHAFT



Round 3: 12 - 14 / 07 / 2019





ERFTLANDRING KERPEN



DMSB-RegNr:1688/19

Qualifying practice DSKC (K22) Group 1

Ziel		Sektion 1		Sektion 2		Sektion 3	
Fahrername	Zeit	Fahrername	Zeit	Fahrername	Zeit	Fahrername	Zeit
1 381 Van Walsstijn,Senna	0:41,961	334 Clevert,Lauren-Alexande	0:12,097	381 Van Walsstijn,Senna	0:18,628	381 Van Walsstijn,Senna	0:11,186
2 324 Fritsch,Valentino	0:42,261	381 Van Walsstijn,Senna	0:12,114	324 Fritsch,Valentino	0:18,745	334 Clevert,Lauren-Alexande	0:11,208
3 334 Clevert,Lauren-Alexande	0:42,284	324 Fritsch,Valentino	0:12,206	334 Clevert,Lauren-Alexande	0:18,809	351 Kreutz,Patrick	0:11,244
4 332 Bednar,Jan	0:42,413	363 Steigerwald,Noah	0:12,256	363 Steigerwald,Noah	0:18,829	324 Fritsch,Valentino	0:11,266
5 328 Hofmann,Benedikt	0:42,541	332 Bednar,Jan	0:12,276	332 Bednar,Jan	0:18,854	332 Bednar,Jan	0:11,283
6 363 Steigerwald,Noah	0:42,564	328 Hofmann,Benedikt	0:12,314	328 Hofmann,Benedikt	0:18,864	328 Hofmann,Benedikt	0:11,296
7 389 Langenbacher,Marvin	0:42,584	310 Tröger,Tim	0:12,316	389 Langenbacher,Marvin	0:18,899	310 Tröger,Tim	0:11,297
8 351 Kreutz,Patrick	0:42,646	398 Fetzer,Dennis	0:12,326	310 Tröger,Tim	0:18,900	389 Langenbacher,Marvin	0:11,298
9 310 Tröger,Tim	0:42,660	389 Langenbacher,Marvin	0:12,340	351 Kreutz,Patrick	0:18,919	306 Walter,Andre	0:11,304
10 398 Fetzer,Dennis	0:42,661	318 Walter,Luca	0:12,345	390 Greif,Toni	0:18,946	319 Elter,Marc	0:11,314
11 318 Walter,Luca	0:42,661	383 Potman,Mark	0:12,349	398 Fetzer,Dennis	0:18,954	318 Walter,Luca	0:11,324
12 319 Elter,Marc	0:42,718	319 Elter,Marc	0:12,364	383 Potman,Mark	0:18,962	363 Steigerwald,Noah	0:11,329
13 306 Walter,Andre	0:42,738	306 Walter,Andre	0:12,375	318 Walter,Luca	0:18,981	323 Stumpf,Stephen	0:11,341
14 383 Potman,Mark	0:42,752	351 Kreutz,Patrick	0:12,384	323 Stumpf,Stephen	0:18,982	390 Greif,Toni	0:11,354
15 390 Greif,Toni	0:42,768	390 Greif,Toni	0:12,435	306 Walter,Andre	0:19,013	398 Fetzer,Dennis	0:11,358
16 323 Stumpf,Stephen	0:42,797	308 Lopez,Marc	0:12,460	319 Elter,Marc	0:19,025	383 Potman,Mark	0:11,394
17 358 Graf,Adrian	0:43,461	323 Stumpf,Stephen	0:12,474	308 Lopez,Marc	0:19,177	358 Graf,Adrian	0:11,563
18 308 Lopez,Marc	0:43,494	358 Graf,Adrian	0:12,548	322 Fredriksson,Lucas	0:19,200	308 Lopez,Marc	0:11,651
19 322 Fredriksson,Lucas	0:44,726	322 Fredriksson,Lucas	0:12,662	358 Graf,Adrian	0:19,279	322 Fredriksson,Lucas	0:11,680

DEUTSCHE KART-MEISTERSCHAFT

Round 3: 12 - 14 / 07 / 2019

ERFTLANDRING KERPEN





DMSB-RegNr:168/19

Qualifying practice DSKG (K22) Group 1

Die schnellsten Zeiten

Ort	Nr. Fahrername	Zeit	Streckenl.	Ø Speed
Ziel	381 Van Walstijn,Senna	0:41,961	1107 m	95,0 km/h
Sektion 1	334 Clevert,Lauren-Alexander	0:12,097	329 m	97,9 km/h
Sektion 2	381 Van Walstijn,Senna	0:18,628	475 m	91,8 km/h
Sektion 3	381 Van Walstijn,Senna	0:11,186	303 m	97,5 km/h



	Smr.381 Van Walstijn,Senna NLD	Smr.324 Fritsch,Valentino DEU	Smr.334 Clevert,Lauren-Alexander DEU	Smr.332 Bednar,Jan CZE	Smr.328 Hofmann,Benedikt DEU
	SP Motorsport	BIREL ART RACING KSW	Kartshop Ampfing	GREGOR KART S.R.O.	BIREL ART RACING KSW
	theoretisch mögliche Bestzeit 0:41,928	theoretisch mögliche Bestzeit 0:42,217	theoretisch mögliche Bestzeit 0:42,114	theoretisch mögliche Bestzeit 0:42,413	theoretisch mögliche Bestzeit 0:42,474
	Ziel Sektion 1 Sektion 2 Sektion 3	Ziel Sektion 1 Sektion 2 Sektion 3	Ziel Sektion 1 Sektion 2 Sektion 3	Ziel Sektion 1 Sektion 2 Sektion 3	Ziel Sektion 1 Sektion 2 Sektion 3
best	0:41,961 0:12,114 0:18,628 0:11,186	0:42,261 0:12,206 0:18,745 0:11,266	0:42,284 0:12,097 0:18,809 0:11,208	0:42,413 0:12,276 0:18,854 0:11,283	0:42,541 0:12,314 0:18,864 0:11,296
Runde 1	0:56,782 0:19,444 0:24,059 0:13,279	0:55,924 0:19,441 0:23,505 0:12,978	0:55,247 0:20,846 0:22,237 0:12,164	0:59,012 0:20,338 0:25,477 0:13,197	1:05,770 0:21,676 0:28,788 0:15,306
Runde 2	0:46,252 0:14,061 0:20,329 0:11,862	0:45,711 0:13,703 0:20,191 0:11,817	0:45,235 0:13,187 0:20,459 0:11,589	0:46,402 0:13,910 0:20,582 0:11,910	0:45,388 0:13,658 0:19,930 0:11,800
Runde 3	0:42,445 0:12,462 0:18,764 0:11,219	0:42,684 0:12,443 0:18,932 0:11,309	0:47,086 0:16,308 0:19,452 0:11,326	0:42,710 0:12,460 0:18,931 0:11,319	0:43,452 0:12,699 0:19,219 0:11,534
Runde 4	0:42,067 0:12,171 0:18,710 0:11,186	0:42,318 0:12,220 0:18,745 0:11,353	0:42,284 0:12,267 0:18,809 0:11,208	0:42,413 0:12,276 0:18,854 0:11,283	0:42,928 0:12,428 0:18,987 0:11,513
Runde 5	0:41,994 0:12,135 0:18,628 0:11,231	0:42,342 0:12,206 0:18,797 0:11,339	0:43,134 0:12,281 0:19,398 0:11,455	0:42,505 0:12,286 0:18,912 0:11,307	0:42,923 0:12,494 0:18,971 0:11,458
Runde 6	0:41,961 0:12,114 0:18,661 0:11,186	0:42,261 0:12,245 0:18,750 0:11,266	0:42,872 0:12,097 0:18,875 0:11,900	0:42,576 0:12,305 0:18,914 0:11,357	0:42,541 0:12,314 0:18,931 0:11,296
Runde 7			0:13,325 0:19,463		0:42,667 0:12,425 0:18,864 0:11,378
Runde 8					

DEUTSCHE KART-MEISTERSCHAFT

Round 3: 12 - 14 / 07 / 2019

ERFTLANDRING KERPEN


DMSB-RegNr:168/19

Qualifying practice DSKG (K22) Group 1


Die schnellsten Zeiten

Ort	Nr. Fahrername	Zeit	Streckenl.	Ø Speed
Ziel	381 Van Walsstijn,Senna	0:41,961	1107 m	95,0 km/h
Sektion 1	334 Clevert,Lauren-Alexandre	0:12,097	329 m	97,9 km/h
Sektion 2	381 Van Walsstijn,Senna	0:18,628	475 m	91,8 km/h
Sektion 3	381 Van Walsstijn,Senna	0:11,186	303 m	97,5 km/h



	Smr.363 Steigerwald,Noah DEU Bamberger Karttracing	Smr.389 Langenbather,Marvin DEU RS-Motorsport	Smr.351 Kreuzt,Patrick DEU RS-Motorsport	Smr.310 Träger,Tim DEU Mach 1 Motorsport	Smr.398 Fetzer,Dennis DEU SRP Racing Team
	theoretisch mögliche Bestzeit 0:42,414	theoretisch mögliche Bestzeit 0:42,537	theoretisch mögliche Bestzeit 0:42,547	theoretisch mögliche Bestzeit 0:42,513	theoretisch mögliche Bestzeit 0:42,638
best	Ziel Sektion 1 Sektion 2 Sektion 3 0:42,564 0:12,256 0:18,829 0:11,329	Ziel Sektion 1 Sektion 2 Sektion 3 0:42,584 0:12,340 0:18,899 0:11,298	Ziel Sektion 1 Sektion 2 Sektion 3 0:42,646 0:12,384 0:18,919 0:11,244	Ziel Sektion 1 Sektion 2 Sektion 3 0:42,660 0:12,316 0:18,900 0:11,297	Ziel Sektion 1 Sektion 2 Sektion 3 0:42,661 0:12,326 0:18,954 0:11,358
Runde 1	0:53,829 0:19,710 0:21,674 0:12,445	1:00,925 0:23,142 0:24,004 0:13,779	0:54,786 0:19,548 0:22,334 0:12,904	1:01,172 0:20,320 0:26,110 0:14,742	0:58,218 0:20,642 0:24,868 0:12,708
Runde 2	0:53,009 0:12,886 0:25,916 0:14,207	0:49,420 0:16,493 0:21,121 0:11,806	0:46,122 0:14,364 0:19,964 0:11,794	0:47,939 0:15,486 0:20,130 0:12,323	0:43,789 0:12,744 0:19,513 0:11,532
Runde 3	0:43,300 0:12,637 0:19,235 0:11,428	0:43,723 0:12,690 0:19,291 0:11,742	0:43,749 0:12,637 0:19,355 0:11,757	0:43,476 0:12,587 0:19,357 0:11,532	0:42,923 0:12,446 0:19,119 0:11,358
Runde 4	0:42,639 0:12,328 0:18,982 0:11,329	0:43,612 0:13,214 0:19,031 0:11,367	0:42,971 0:12,525 0:19,045 0:11,401	0:42,964 0:12,475 0:19,014 0:11,475	0:42,694 0:12,332 0:18,988 0:11,374
Runde 5	0:42,760 0:12,256 0:19,087 0:11,417	0:46,168 0:12,514 0:22,144 0:11,510	0:42,710 0:12,384 0:18,919 0:11,407	0:42,743 0:12,403 0:18,979 0:11,361	0:42,661 0:12,326 0:18,954 0:11,381
Runde 6	0:42,564 0:12,334 0:18,829 0:11,401	0:42,584 0:12,387 0:18,899 0:11,298	0:45,234 0:14,030 0:19,708 0:11,496	0:43,102 0:12,316 0:18,900 0:11,886	0:42,739 0:12,347 0:19,030 0:11,362
Runde 7		0:42,618 0:12,340 0:18,926 0:11,352	0:42,735 0:12,476 0:19,015 0:11,244	0:42,660 0:12,361 0:19,002 0:11,297	
Runde 8			0:42,646 0:12,399 0:18,929 0:11,318		



DKM



DEUTSCHE KART-MEISTERSCHAFT

Round 3: 12 - 14 / 07 / 2019

ERFTLANDRING KERPEN





DMSB-RegNr:168/19

Qualifying practice DSKG (K22) Group 1

Die schnellsten Zeiten

Ort	Nr. Fahrername	Zeit	Streckenl.	Ø Speed
Ziel	381 Van Walsstijn,Senna	0:41,961	1107 m	95,0 km/h
Sektion 1	334 Clevert,Lauren-Alexand	0:12,097	329 m	97,9 km/h
Sektion 2	381 Van Walsstijn,Senna	0:18,628	475 m	91,8 km/h
Sektion 3	381 Van Walsstijn,Senna	0:11,186	303 m	97,5 km/h

	Smr.318 Walter, Luca DEU Luca Walter			Smr.319 Elter, Marc DEU CRG Holland			Smr.306 Walter, Andre DEU Solgat Motorsport			Smr.383 Potman, Mark NLD CRG Holland			Smr.390 Greif, Toni DEU Solgat Motorsport						
	theoretisch mögliche Bestzeit	Sektion 2	Sektion 3	theoretisch mögliche Bestzeit	Sektion 1	Sektion 2	Sektion 3	theoretisch mögliche Bestzeit	Sektion 1	Sektion 2	Sektion 3	theoretisch mögliche Bestzeit	Sektion 1	Sektion 2	Sektion 3				
best	0:42,661	0:12,345	0:11,324	0:42,718	0:12,364	0:19,025	0:11,314	0:42,738	0:12,375	0:19,013	0:11,304	0:42,752	0:12,349	0:18,962	0:11,394	0:42,768	0:12,435	0:18,946	0:11,354
Runde 1	0:56,775	0:18,589	0:14,756	0:53,189	0:17,074	0:23,136	0:12,979	0:56,315	0:19,873	0:22,946	0:13,496	1:00,391	0:19,786	0:25,999	0:14,606	1:04,150	0:25,001	0:25,534	0:13,615
Runde 2	0:48,239	0:14,940	0:11,896	0:48,213	0:13,251	0:22,751	0:12,211	0:48,253	0:15,805	0:20,164	0:12,284	0:49,959	0:16,142	0:20,880	0:12,937	0:45,586	0:13,534	0:19,843	0:12,209
Runde 3	0:47,767	0:12,731	0:11,931	0:43,781	0:12,642	0:19,301	0:11,838	0:45,111	0:12,871	0:20,107	0:12,133	0:43,787	0:12,788	0:19,438	0:11,561	0:43,215	0:12,622	0:19,127	0:11,466
Runde 4	0:42,990	0:12,552	0:11,376	0:43,010	0:12,471	0:19,143	0:11,396	0:43,426	0:12,611	0:19,254	0:11,561	0:42,878	0:12,378	0:19,106	0:11,394	0:42,978	0:12,577	0:18,983	0:11,418
Runde 5	0:45,519	0:13,248	0:20,453	0:43,192	0:12,764	0:19,081	0:11,347	0:43,236	0:12,473	0:19,117	0:11,646	0:44,546	0:12,442	0:20,542	0:11,562	0:42,768	0:12,435	0:18,979	0:11,354
Runde 6	0:42,836	0:12,405	0:11,391	0:42,718	0:12,365	0:19,025	0:11,328	0:43,113	0:12,505	0:19,304	0:11,304	0:42,752	0:12,349	0:18,962	0:11,441	0:42,834	0:12,470	0:18,946	0:11,418
Runde 7	0:42,661	0:12,345	0:11,324	0:42,825	0:12,440	0:19,071	0:11,314	0:42,814	0:12,451	0:19,013	0:11,350								
Runde 8		0:12,372	0:18,981	0:43,816	0:12,364	0:20,002	0:11,450	0:42,738	0:12,375	0:19,058	0:11,305								

DEUTSCHE KART-MEISTERSCHAFT

Round 3: 12 - 14 / 07 / 2019

ERFTLANDRING KERPEN

DMSB-RegNr:168/19

Qualifying practice DSKG (K22) Group 1

Die schnellsten Zeiten

Ort	Nr. Fahrername	Zeit	Streckenl.	Ø Speed
Ziel	381 Van Walslijn,Senna	0:41,961	1107 m	95,0 km/h
Sektion 1	334 Clevert,Lauren-Alexandre	0:12,097	329 m	97,9 km/h
Sektion 2	381 Van Walslijn,Senna	0:18,628	475 m	91,8 km/h
Sektion 3	381 Van Walslijn,Senna	0:11,186	303 m	97,5 km/h

	Snr.323 Stumpf,Stephen DEU			Snr.358 Graf,Adrian DEU			Snr.308 Lopez,Marc ESP			Snr.322 Fredriksson,Lucas SWE		
	theoretisch mögliche Bestzeit	Sektion 2	Sektion 3	theoretisch mögliche Bestzeit	Sektion 2	Sektion 3	theoretisch mögliche Bestzeit	Sektion 2	Sektion 3	theoretisch mögliche Bestzeit	Sektion 2	Sektion 3
best	0:42,797	0:12,474	0:11,341	0:43,461	0:12,548	0:11,563	0:43,494	0:12,460	0:11,651	0:44,726	0:12,662	0:11,680
Runde 1	1:07,735	0:23,094	0:16,225	0:55,638	0:19,233	0:13,525	0:55,241	0:19,616	0:13,411	0:50,869	0:16,967	0:12,212
Runde 2	0:53,140	0:15,216	0:13,135	0:47,366	0:15,071	0:12,013	0:47,748	0:15,540	0:12,136	0:44,754	0:13,499	0:11,680
Runde 3	0:44,881	0:13,162	0:11,947	0:47,696	0:15,520	0:11,967	0:46,951	0:14,621	0:12,125	0:46,478	0:12,662	0:14,616
Runde 4	0:43,454	0:12,668	0:11,595	0:44,026	0:12,922	0:11,615	0:43,664	0:12,726	0:11,651	0:44,726	0:13,309	0:11,909
Runde 5	0:43,299	0:12,612	0:11,466	0:43,461	0:12,599	0:11,583	0:43,494	0:12,460	0:11,857	0:44,726	0:16,664	0:24,732
Runde 6	0:43,146	0:12,551	0:11,444	0:44,007	0:12,618	0:11,563	0:44,757	0:13,639	0:11,683	0:44,726	0:16,664	0:24,732
Runde 7	0:42,797	0:12,474	0:11,341	0:43,576	0:12,566	0:11,570	0:43,561	0:12,508	0:11,724	0:44,726	0:16,664	0:24,732
Runde 8				0:12,548	0:19,489		0:13,755	0:19,685				

free practice DSKC (KZ2) Group 2

Strecke / track: 1107m
 started: 18 classified: 18 not classified: 0

Pos	Str. Nr.	Fahrer / Driver	Nation	Bewerber / Sponsor	Nation	Lizenz / R-Lizenz	Chassis / Motor / Reifen	Runden / Laps	Differenz	Abstand / Gap	beste Runde / best Lap	in R. / in L.	Geschw. / Speed
1	314	KINDERVATER, Robert	DEU	BIREL ART RACING KSW	AUT	IKC1133505 BK102	Birel Art / TM / Vega	13			0:42,218	10	94,4 km/h
2	397	TREFILOVS, Davids	DEU	SRP Racing Team	DEU	IKC1147656 KBF1156791	Maranello / TM / Vega	12	0:00,040	0:00,040	0:42,258	9	94,3 km/h
3	333	KAPETANIDIS, Konstantin	DEU	CPB SPORT	FRA	IKC1176576 232241	SODI / TM / Vega	9	0:00,080	0:00,040	0:42,298	8	94,2 km/h
4	382	RISOM, Valdemar	DNK	RS Competition	DNK	36523 36053	Tony Kart / Vortex / Vega	10	0:00,158	0:00,078	0:42,376	9	94,0 km/h
5	317	DRESEN, Andreas	DEU	SRP Racing Team	DEU	IKC1116375 KBF1156791	Maranello / TM / Vega	11	0:00,168	0:00,010	0:42,386	11	94,0 km/h
6	329	VILLAGOMEZ, Rafael	MEX	BIREL ART RACING KSW	AUT	0525 BK102	Birel Art / TM / Vega	10	0:00,182	0:00,014	0:42,400	8	94,0 km/h
7	330	BOS, Jeroen	NLD	CRG Holland	NLD	21799 15521	CRG / TM / Vega	10	0:00,213	0:00,031	0:42,431	5	93,9 km/h
8	312	COLAKOVIC, Nermin	DEU	Solgat Motorsport	DEU	UB1165480 KBF1079882	Birel Art / TM / Vega	13	0:00,500	0:00,287	0:42,718	13	93,3 km/h
9	352	HUETING, Brio	NLD	SRP Racing Team	DEU	46098 KBF1156791	Maranello / TM / Vega	13	0:00,507	0:00,007	0:42,725	13	93,3 km/h
10	307	HIMMELS, Yannik	DEU	Valier Motorsport	DEU	IKC1147857 KBF1063735	SODI / TM / Vega	13	0:00,546	0:00,039	0:42,764	12	93,2 km/h
11	365	VLADIC, Lukas Milos	DEU	Bamberger Karttracing	DEU	IKC1191160 KBF1197896	Luxor / TM / Vega	13	0:01,131	0:00,585	0:43,349	12	91,9 km/h
12	316	UBER, Sebastian	DEU	RS-Motorsport	DEU	IKB1117990 KBF1104126	CRG / TM / Vega	12	0:01,244	0:00,113	0:43,462	11	91,7 km/h
13	331	SCHRÖDER, Tim	DEU	Mach1 Motorsport	DEU	IKB1079850 KBF1005514	Mach1 / TM / Vega	11	0:01,265	0:00,021	0:43,483	10	91,6 km/h
14	394	LEIBMANN, Daniel	DEU	Bamberger Karttracing	DEU	IKB1043835 KBF1197896	Lenzokart / LKE / Vega	9	0:01,290	0:00,025	0:43,508	9	91,6 km/h
15	387	PREIBISCH, Marius	DEU	Bamberger Karttracing	DEU	IKC1181135 KBF1197896	Lenzokart / LKE / Vega	13	0:01,341	0:00,051	0:43,559	10	91,5 km/h
16	335	BEYERLEIN, Patrick	DEU	BEYMO-Karttracing	DEU	IKC1041625 KBF1160795	CRG / TM / Vega	13	0:01,583	0:00,242	0:43,801	12	91,0 km/h
17	345	LAGERSTROM, Linus	SWE	Linus Lagerstrom	SWE	199409301216 199409301216	CRG / TM / Vega	9	0:01,691	0:00,108	0:43,909	6	90,8 km/h
18	327	JONSSON, Lukas	SWE	JP RACING	SWE	200009017955 105	Exprit / Vortex / Vega	13	0:01,742	0:00,051	0:43,960	9	90,7 km/h

Rennleitung: Volker Ehekircher Racedirektor: Horst Seidel

Sportkommissare: Yasin Özer / Tobias Amann / Peter Brings / Florian Koziol

Techn. Kommissare: Hans-Jürgen Dangers / M. Grasshoff / C. Schmidt / J. Lawinger / D. Pietzko / H.-W. Schäfer / K.L. Ruszczyński / A. Sengpiel

Zeitnahme: KART-DATA timing service Franz Schieszler / Manuela Hintner






DEUTSCHE KART-MEISTERSCHAFT

Round 3: 12 - 14 / 07 / 2019

ERFTLANDRING KERPEN






DMSB


DMSB-RegNr.:168/19

free practice DSKC (KZ2) Group 2

Fahrername Driver	Kindervater Robert	Trefilovs Davids	Kapetanidis Konstantin	Risom Valdemar	Dresen Andreas	Villagomez Rafael	Bos Jeroen	Colakovic Nermin	Huetting Brio	Himmels Yannik	Vladic Lukas Milos	Uber Sebastian
schnellste Runde	0:42,218 Rn. 10	0:42,258 Rn. 9	0:42,298 Rn. 8	0:42,376 Rn. 9	0:42,386 Rn. 11	0:42,400 Rn. 8	0:42,431 Rn. 5	0:42,718 Rn. 13	0:42,725 Rn. 13	0:42,764 Rn. 12	0:43,349 Rn. 12	0:43,462 Rn. 11
Speed	94,4 km/h	94,3 km/h	94,2 km/h	94,0 km/h	94,0 km/h	94,0 km/h	93,9 km/h	93,3 km/h	93,3 km/h	93,2 km/h	91,9 km/h	91,7 km/h
Lap 1	1:16,877	1:16,305	1:11,953	1:04,447	0:58,356	0:57,219	1:05,211	1:15,997	1:06,576	1:06,172	1:04,040	1:10,321
Lap 2	1:02,147	1:03,977	0:46,004	0:52,410	0:52,743	0:44,949	0:46,517	0:57,719	0:57,750	0:51,556	0:47,885	0:57,376
Lap 3	0:45,351	0:59,740	0:45,135	3:04,457	1:06,115	0:42,682	0:44,279	0:46,740	0:48,161	0:49,476	0:46,138	0:51,959
Lap 4	0:43,001	0:59,346	0:42,947	0:48,435	0:45,983	0:42,617	0:42,915	0:43,992	0:44,939	0:47,749	0:44,625	0:47,679
Lap 5	0:43,012	0:52,791	0:43,314	0:43,446	0:44,453	0:43,050	<u>0:42,431</u>	0:43,370	0:43,435	0:45,524	0:46,453	0:44,464
Lap 6	0:42,462	0:45,765	0:45,981	0:42,528	0:43,583	0:42,455	0:46,660	0:43,147	0:43,112	0:43,462	0:44,143	0:44,039
Lap 7	0:53,888	0:42,924	0:42,565	0:42,461	0:42,783	0:42,560	0:44,411	0:45,248	0:46,603	0:42,991	0:43,549	0:43,560
Lap 8	0:42,742	0:42,713	<u>0:42,298</u>	0:42,405	0:42,900	<u>0:42,400</u>	0:42,686	0:42,955	0:42,977	0:43,257	0:43,506	0:43,541
Lap 9	0:42,734	<u>0:42,258</u>	0:42,613	<u>0:42,376</u>	0:42,630	0:42,453	0:42,443	0:42,919	0:42,930	0:42,979	0:43,788	0:44,231
Lap 10	<u>0:42,218</u>	0:42,943		0:42,463	0:42,648	0:42,565	0:42,520	0:42,804	0:43,400	0:42,803	0:43,714	0:47,081
Lap 11	0:42,293	0:42,312			<u>0:42,386</u>			0:42,795	0:42,828	0:42,989	0:43,828	0:43,462
Lap 12	0:42,313	0:42,353						0:42,735	0:42,794	<u>0:42,764</u>	<u>0:43,349</u>	0:43,934
Lap 13	0:44,703							<u>0:42,718</u>	<u>0:42,725</u>	0:43,669	0:43,674	






DEUTSCHE KART-MEISTERSCHAFT



Round 3: 12 - 14 / 07 / 2019

ERFTLANDRING KERPEN



DMSB

DMSB-RegNr.:168/19

free practice DSKC (KZ2) Group 2

Fahrername Driver	Schröder Tim	Leibmann Daniel	Preibisch Marius	Beyerlein Patrick	Lagerstrom Linus	Jonsson Lukas
schnellste Runde in Runde	0:43,483 Rn. 10	0:43,508 Rn. 9	0:43,559 Rn. 10	0:43,801 Rn. 12	0:43,909 Rn. 6	0:43,960 Rn. 9
Speed	91,6 km/h	91,6 km/h	91,5 km/h	91,0 km/h	90,8 km/h	90,7 km/h
Lap 1	1:01,743	1:00,072	1:05,152	1:02,815	1:04,756	1:04,411
Lap 2	0:47,377	0:50,927	0:47,996	0:47,482	0:49,209	0:48,911
Lap 3	0:45,666	0:49,296	0:45,493	0:46,105	0:45,400	0:45,946
Lap 4	0:45,145	0:44,209	0:44,241	0:44,622	0:44,313	0:45,224
Lap 5	0:45,420	0:44,387	0:45,084	0:44,242	0:44,423	0:46,793
Lap 6	0:44,018	0:44,247	0:44,172	0:44,096	0:43,909	0:44,713
Lap 7	0:43,545	1:24,809	0:46,505	0:43,922	1:42,778	0:44,316
Lap 8	0:43,533	0:45,845	0:43,725	0:43,938	0:45,766	0:44,214
Lap 9	0:43,727	0:43,508	0:43,913	0:44,000	0:44,120	0:43,960
Lap 10	0:43,483		0:43,559	0:43,875		0:44,185
Lap 11	0:43,559		0:44,010	0:43,927		0:44,436
Lap 12			0:43,754	0:43,801		0:44,437
Lap 13			0:43,824	0:43,932		0:44,262





DEUTSCHE KART-MEISTERSCHAFT



Round 3: 12 - 14 / 07 / 2019





ERFTLANDRING KERPEN



DMSB-RegNr:168/19

free practice DSKG (K22) Group 2


Ziel		Sektion 1		Sektion 2		Sektion 3	
Fahrername	Zeit	Fahrername	Zeit	Fahrername	Zeit	Fahrername	Zeit
1 314 Kindervater,Robert	0:42,218	382 Risom,Valdemar	0:12,233	314 Kindervater,Robert	0:18,706	397 Trefilovs, Davids	0:11,150
2 397 Trefilovs, Davids	0:42,258	329 Villagomez, Rafael	0:12,238	333 Kapetanidis, Konstantin	0:18,729	329 Villagomez, Rafael	0:11,233
3 333 Kapetanidis, Konstantin	0:42,298	397 Trefilovs, Davids	0:12,249	330 Bos, Jeroen	0:18,769	314 Kindervater, Robert	0:11,239
4 382 Risom, Valdemar	0:42,376	314 Kindervater, Robert	0:12,260	397 Trefilovs, Davids	0:18,780	317 Dresen, Andreas	0:11,240
5 317 Dresen, Andreas	0:42,386	330 Bos, Jeroen	0:12,266	317 Dresen, Andreas	0:18,807	333 Kapetanidis, Konstantin	0:11,251
6 329 Villagomez, Rafael	0:42,400	333 Kapetanidis, Konstantin	0:12,273	329 Villagomez, Rafael	0:18,815	312 Colakovic, Nermin	0:11,270
7 330 Bos, Jeroen	0:42,431	317 Dresen, Andreas	0:12,287	382 Risom, Valdemar	0:18,837	330 Bos, Jeroen	0:11,284
8 312 Colakovic, Nermin	0:42,718	312 Colakovic, Nermin	0:12,344	352 Hueing, Brio	0:18,928	382 Risom, Valdemar	0:11,292
9 352 Hueing, Brio	0:42,725	352 Hueing, Brio	0:12,399	307 Himmels, Yannik	0:18,936	307 Himmels, Yannik	0:11,358
10 307 Himmels, Yannik	0:42,764	307 Himmels, Yannik	0:12,438	345 Lagerstrom, Linus	0:19,024	352 Hueing, Brio	0:11,374
11 365 Vladoic, Lukas Milos	0:43,349	316 Uber, Sebastian	0:12,488	312 Colakovic, Nermin	0:19,030	331 Schröder, Tim	0:11,496
12 316 Uber, Sebastian	0:43,462	365 Vladoic, Lukas Milos	0:12,506	365 Vladoic, Lukas Milos	0:19,100	365 Vladoic, Lukas Milos	0:11,540
13 331 Schröder, Tim	0:43,483	331 Schröder, Tim	0:12,554	331 Schröder, Tim	0:19,208	387 Preibisch, Marius	0:11,553
14 394 Leibmann, Daniel	0:43,508	345 Lagerstrom, Linus	0:12,569	394 Leibmann, Daniel	0:19,248	394 Leibmann, Daniel	0:11,569
15 387 Preibisch, Marius	0:43,559	394 Leibmann, Daniel	0:12,587	316 Uber, Sebastian	0:19,257	316 Uber, Sebastian	0:11,604
16 335 Beyerlein, Patrick	0:43,801	387 Preibisch, Marius	0:12,658	387 Preibisch, Marius	0:19,348	335 Beyerlein, Patrick	0:11,624
17 345 Lagerstrom, Linus	0:43,909	335 Beyerlein, Patrick	0:12,699	335 Beyerlein, Patrick	0:19,427	345 Lagerstrom, Linus	0:11,816
18 327 Jonsson, Lukas	0:43,960	327 Jonsson, Lukas	0:12,700	327 Jonsson, Lukas	0:19,438	327 Jonsson, Lukas	0:11,822

DEUTSCHE KART-MEISTERSCHAFT

Round 3: 12 - 14 / 07 / 2019

ERFTLANDRING KERPEN







DMSB-RegNr:168/19

free practice DSKC (K22) Group 2

Die schnellsten Zeiten

Ort	Nr. Fahrername	Zeit	Streckenl.	Ø Speed
Ziel	314 Kindervater,Robert	0:42,218	1107 m	94,4 km/h
Sektion 1	382 Rissom,Valdemar	0:12,233	329 m	96,8 km/h
Sektion 2	314 Kindervater,Robert	0:18,706	475 m	91,4 km/h
Sektion 3	397 Trefliovs,David	0:11,150	303 m	97,8 km/h




	Smr.329 Villagomez,Rafael MEX		Smr.330 Bos,Jeroen NLD		Smr.312 Colakovic,Nermin DEU		Smr.352 Huetting,Brio NLD		Smr.307 Himmels,Yannik DEU											
	BIREL ART RACING KSW	theoretisch mögliche Bestzeit 0:42,286	CRG Holland	theoretisch mögliche Bestzeit 0:42,319	Solgat Motorsport	theoretisch mögliche Bestzeit 0:42,644	SRP Racing Team	theoretisch mögliche Bestzeit 0:42,701	Valier Motorsport	theoretisch mögliche Bestzeit 0:42,732										
best	0:42,400	0:12,238	0:18,815	0:11,233	0:42,431	0:12,266	0:18,769	0:11,284	0:42,718	0:12,344	0:19,030	0:11,270	0:42,725	0:12,399	0:18,928	0:11,374	0:42,764	0:12,438	0:18,936	0:11,358
Runde 1	0:57,219	0:17,994	0:25,128	0:14,097	1:05,211	0:23,461	0:28,304	0:13,446	1:15,997	0:26,075	0:32,527	0:17,395	1:06,576	0:21,411	0:28,367	0:16,798	1:06,172	0:23,463	0:26,574	0:16,135
Runde 2	0:44,949	0:13,952	0:19,549	0:11,448	0:46,517	0:13,927	0:20,892	0:11,698	0:57,719	0:17,601	0:26,466	0:13,652	0:57,750	0:17,453	0:26,469	0:13,828	0:51,556	0:16,191	0:22,281	0:13,084
Runde 3	0:42,682	0:12,444	0:18,987	0:11,251	0:44,279	0:12,631	0:20,107	0:11,541	0:46,740	0:14,303	0:20,458	0:11,979	0:48,161	0:14,867	0:21,316	0:11,978	0:49,476	0:14,420	0:21,874	0:13,182
Runde 4	0:42,617	0:12,268	0:19,106	0:11,243	0:42,915	0:12,638	0:18,927	0:11,350	0:43,992	0:12,831	0:19,559	0:11,602	0:44,939	0:13,194	0:19,960	0:11,785	0:47,749	0:14,267	0:21,397	0:12,085
Runde 5	0:43,050	0:12,277	0:19,039	0:11,734	0:42,431	0:12,266	0:18,881	0:11,284	0:43,370	0:12,621	0:19,286	0:11,463	0:43,435	0:12,765	0:19,194	0:11,476	0:45,524	0:12,774	0:19,973	0:12,777
Runde 6	0:42,455	0:12,384	0:18,815	0:11,256	0:46,660	0:14,104	0:21,042	0:11,434	0:43,147	0:12,514	0:19,258	0:11,375	0:43,112	0:12,669	0:18,955	0:11,488	0:43,462	0:12,826	0:19,207	0:11,429
Runde 7	0:42,560	0:12,345	0:18,960	0:11,255	0:44,411	0:12,355	0:19,955	0:12,101	0:45,248	0:13,102	0:20,702	0:11,444	0:46,603	0:12,597	0:22,232	0:11,774	0:42,991	0:12,511	0:18,976	0:11,504
Runde 8	0:42,400	0:12,279	0:18,888	0:11,233	0:42,686	0:12,375	0:18,886	0:11,425	0:42,955	0:12,429	0:19,183	0:11,343	0:42,977	0:12,542	0:18,998	0:11,437	0:43,257	0:12,591	0:19,071	0:11,595
Runde 9	0:42,453	0:12,238	0:18,963	0:11,252	0:42,443	0:12,304	0:18,769	0:11,370	0:42,919	0:12,445	0:19,130	0:11,344	0:42,930	0:12,506	0:18,975	0:11,449	0:42,979	0:12,514	0:19,045	0:11,420
Runde 10	0:42,565	0:12,253	0:19,048	0:11,264	0:42,520	0:12,403	0:18,828	0:11,289	0:42,804	0:12,449	0:19,036	0:11,319	0:43,400	0:12,865	0:19,072	0:11,463	0:42,803	0:12,498	0:18,947	0:11,358
Runde 11						0:12,490	0:22,685		0:42,795	0:12,425	0:19,056	0:11,314	0:42,828	0:12,422	0:18,928	0:11,478	0:42,989	0:12,481	0:19,096	0:11,412
Runde 12									0:42,735	0:12,423	0:19,042	0:11,270	0:42,794	0:12,415	0:18,997	0:11,382	0:42,764	0:12,438	0:18,936	0:11,390
Runde 13									0:42,718	0:12,344	0:19,030	0:11,344	0:42,725	0:12,399	0:18,952	0:11,374	0:43,669	0:12,462	0:19,497	0:11,710

DEUTSCHE KART-MEISTERSCHAFT

Round 3: 12 - 14 / 07 / 2019

ERFTLANDRING KERPEN





DMSB-RegNr:168/19

free practice DSKC (K22) Group 2

Die schnellsten Zeiten

Ort	Nr. Fahrername	Zeit	Streckenl.	Ø Speed
Ziel	314 Kindervater,Robert	0:42,218	1107 m	94,4 km/h
Sektion 1	382 Rissom,Valdemar	0:12,233	329 m	96,8 km/h
Sektion 2	314 Kindervater,Robert	0:18,706	475 m	91,4 km/h
Sektion 3	397 Trefflows,David	0:11,150	303 m	97,8 km/h


	Snr.365 Vnadic,Lukas Milos DEU Bamberger Karttracing			Snr.316 Uber,Sebastian DEU RS-Motorsport			Snr.331 Schröder,Tim DEU Mach1 Motorsport			Snr.394 Leibmann,Daniel DEU Bamberger Karttracing			Snr.387 Preibisch,Marius DEU Bamberger Karttracing		
	theoretisch mögliche Bestzeit	Sektion 2	Sektion 3	theoretisch mögliche Bestzeit	Sektion 2	Sektion 3	theoretisch mögliche Bestzeit	Sektion 2	Sektion 3	theoretisch mögliche Bestzeit	Sektion 2	Sektion 3	theoretisch mögliche Bestzeit	Sektion 2	Sektion 3
best	0:43,349	0:12,506	0:11,540	0:43,462	0:12,488	0:11,604	0:43,483	0:12,554	0:11,496	0:43,508	0:12,587	0:11,569	0:43,559	0:12,658	0:11,553
Runde 1	1:04,040	0:23,501	0:15,062	1:10,321	0:23,529	0:17,122	1:01,743	0:21,015	0:15,462	1:00,072	0:22,540	0:13,006	1:05,152	0:23,802	0:14,020
Runde 2	0:47,885	0:15,452	0:12,245	0:57,376	0:17,278	0:14,661	0:47,377	0:14,422	0:12,216	0:50,927	0:15,513	0:13,103	0:47,996	0:14,953	0:12,039
Runde 3	0:46,138	0:14,046	0:11,768	0:51,959	0:15,354	0:13,446	0:45,666	0:13,029	0:12,246	0:49,296	0:14,837	0:12,950	0:45,493	0:13,095	0:12,123
Runde 4	0:44,625	0:13,249	0:11,731	0:47,679	0:14,305	0:12,175	0:45,145	0:13,028	0:12,325	0:44,209	0:12,866	0:11,735	0:44,241	0:12,955	0:11,699
Runde 5	0:46,453	0:13,165	0:11,861	0:44,464	0:13,049	0:11,719	0:45,420	0:12,826	0:12,523	0:44,387	0:12,682	0:11,784	0:45,084	0:12,892	0:12,054
Runde 6	0:44,143	0:12,971	0:11,715	0:44,039	0:12,872	0:11,734	0:44,018	0:12,870	0:11,717	0:44,247	0:12,753	0:11,882	0:44,172	0:12,811	0:11,694
Runde 7	0:43,549	0:12,635	0:11,656	0:43,560	0:12,623	0:11,604	0:43,545	0:12,637	0:11,618	1:24,809	0:12,671	0:11,569	0:46,505	0:15,173	0:11,702
Runde 8	0:43,506	0:12,664	0:11,606	0:43,541	0:12,634	0:11,650	0:43,533	0:12,685	0:11,596	0:45,845	0:14,788	0:11,569	0:43,725	0:12,749	0:11,620
Runde 9	0:43,788	0:12,826	0:11,561	0:44,231	0:12,621	0:12,255	0:43,727	0:12,705	0:11,769	0:43,508	0:12,588	0:11,672	0:43,913	0:12,883	0:11,657
Runde 10	0:43,714	0:12,682	0:11,652	0:47,081	0:15,889	0:11,655	0:43,483	0:12,683	0:11,496		0:12,587	0:11,772	0:43,559	0:12,658	0:11,553
Runde 11	0:43,828	0:13,048	0:11,540	0:43,462	0:12,488	0:11,642	0:43,559	0:12,652	0:11,638				0:44,010	0:12,683	0:11,918
Runde 12	0:43,349	0:12,659	0:11,590	0:43,934	0:12,669	0:11,806		0:12,554	0:11,638				0:43,754	0:12,766	0:11,623
Runde 13	0:43,674	0:12,506	0:11,873										0:43,824	0:12,745	0:11,717

DEUTSCHE KART-MEISTERSCHAFT

Round 3: 12 - 14 / 07 / 2019

ERFTLANDRING KERPEN



DMSB-RegNr:168/19

free practice DSKC (KZ2) Group 2

Die schnellsten Zeiten

Ort	Nr. Fahrername	Zeit	Streckenl.	Ø Speed
Ziel	314 Kindervater,Robert	0:42,218	1107 m	94,4 km/h
Sektion 1	382 Rissom,Valdemar	0:12,233	329 m	96,8 km/h
Sektion 2	314 Kindervater,Robert	0:18,706	475 m	91,4 km/h
Sektion 3	397 Trefilovs,David	0:11,150	303 m	97,8 km/h





	Smr.335 Beyerlein,Patrick DEU BEYMO-Kartracing			Smr.345 Lagerstrom,Linus SWE Linus Lagerstrom			Smr.327 Jonsson,Lukas SWE JP RACING		
	theoretisch mögliche Bestzeit	Sektion 2	Sektion 3	theoretisch mögliche Bestzeit	Sektion 2	Sektion 3	theoretisch mögliche Bestzeit	Sektion 2	Sektion 3
best	0:43,801	0:12,699	0:11,624	0:43,909	0:12,569	0:11,816	0:43,960	0:12,700	0:11,822
Runde 1	1:02,815	0:23,175	0:14,330	1:04,756	0:22,936	0:14,579	1:04,411	0:22,675	0:14,762
Runde 2	0:47,482	0:14,765	0:12,241	0:49,209	0:15,482	0:12,488	0:48,911	0:15,243	0:12,416
Runde 3	0:46,105	0:13,862	0:12,059	0:45,400	0:13,628	0:11,966	0:45,946	0:13,799	0:12,296
Runde 4	0:44,622	0:13,017	0:11,976	0:44,313	0:12,780	0:11,960	0:45,224	0:13,054	0:12,438
Runde 5	0:44,242	0:13,034	0:11,695	0:44,423	0:13,036	0:11,919	0:46,793	0:14,839	0:12,388
Runde 6	0:44,096	0:12,789	0:11,735	0:43,909	0:12,612	0:11,816	0:44,713	0:12,841	0:12,276
Runde 7	0:43,922	0:12,619	0:11,676	1:42,778	0:12,833	1:10,589	0:44,316	0:12,833	0:11,903
Runde 8	0:43,938	0:12,699	0:11,696	0:45,766	0:14,297	0:11,884	0:44,214	0:12,785	0:11,899
Runde 9	0:44,000	0:12,797	0:11,676	0:44,120	0:12,584	0:12,213	0:43,960	0:12,700	0:11,822
Runde 10	0:43,875	0:12,704	0:11,718		0:12,569	0:19,024	0:44,185	0:12,855	0:11,843
Runde 11	0:43,927	0:12,767	0:11,659				0:44,436	0:12,748	0:12,017
Runde 12	0:43,801	0:12,706	0:11,624				0:44,437	0:12,847	0:11,870
Runde 13	0:43,932	0:12,757	0:11,712				0:44,262	0:12,731	0:11,856

free practice DSKC (KZ2) Group 1

Strecke / track: 1107m
 started: 19 classified: 19 not classified: 0

Pos	Str. Nr.	Fahrer / Driver	Nation	Bewerber / Sponsor	Nation	Lizenz R-Lizenz	Chassis / Motor / Reifen	Runden Laps	Differenz	Abstand Gap	beste Runde best Lap	in R. in L.	Geschw. Speed
1	381	VAN WALSTIJN, Senna	NLD	SP Motorsport	NLD	35961 47253	Kart Republic / TM / Vega	12			0:41,920	11	95,1 km/h
2	310	TRÖGER, Tim	DEU	Mach1 Motorsport	DEU	IKC1132554 KBF1005514	Mach1 / TM / Vega	8	0:00,499	0:00,499	0:42,419	5	93,9 km/h
3	334	CLEVERT, Lauren-Alexand	DEU	Kartshop Ampfing	DEU	IKC1173645 KBF1108764	Tony Kart / TM / Vega	12	0:00,504	0:00,005	0:42,424	9	93,9 km/h
4	324	FRITSCH, Valentino	DEU	BIREL ART RACING KSW	AUT	IKB 1173038 BK102	Birel Art / TM / Vega	11	0:00,592	0:00,088	0:42,512	7	93,7 km/h
5	318	WALTER, Luca	DEU	Luca Walter	DEU	IKC1140650 IKC1140650	Alpha Karting / TM / Vega	12	0:00,629	0:00,037	0:42,549	11	93,7 km/h
6	389	LANGENBACHER, Marvin	DEU	RS-Motorsport	DEU	IKC1152544 KBF1104126	CRG / TM / Vega	10	0:00,689	0:00,060	0:42,609	7	93,5 km/h
7	328	HOFMANN, Benedikt	DEU	BIREL ART RACING KSW	AUT	IKC1116634 BK102	Birel Art / TM / Vega	12	0:00,760	0:00,071	0:42,680	10	93,4 km/h
8	319	ELTER, Marc	DEU	CRG Holland	NLD	IKC1147174 15521	CRG / TM / Vega	12	0:00,792	0:00,032	0:42,712	11	93,3 km/h
9	398	FETZER, Dennis	DEU	SRP Racing Team	DEU	IKC1157082 KBF1156791	Maranello / TM / Vega	13	0:00,819	0:00,027	0:42,739	9	93,2 km/h
10	332	BEDNAR, Jan	CZE	GREGOR KART S.R.O.	CZE	19A50152 338	CRG / TM / Vega	13	0:00,864	0:00,045	0:42,784	8	93,1 km/h
11	306	WALTER, Andre	DEU	Solgat Motorsport	DEU	IKC1161930 KBF1079882	Birel Art / TM / Vega	11	0:00,939	0:00,075	0:42,859	10	93,0 km/h
12	351	KREUTZ, Patrick	DEU	RS-Motorsport	DEU	IKB1101586 KBF1104126	CRG / TM / Vega	10	0:01,006	0:00,067	0:42,926	8	92,8 km/h
13	363	STEIGERWALD, Noah	DEU	Bamberger Karttracing	DEU	IKB1174750 KBF1197896	Luxor / TM / Vega	13	0:01,303	0:00,297	0:43,223	9	92,2 km/h
14	383	POTMAN, Mark	NLD	CRG Holland	NLD	30972 15521	CRG / TM / Vega	11	0:01,331	0:00,028	0:43,251	8	92,1 km/h
15	323	STUMPF, Stephen	DEU	Solgat Motorsport	DEU	IKC1106930 KBF1079882	Birel Art / TM / Vega	11	0:01,372	0:00,041	0:43,292	9	92,1 km/h
16	322	FREDRIKSSON, Lucas	SWE	JP RACING	SWE	200108290073 105	Exprit / Vortex / Vega	11	0:01,508	0:00,136	0:43,428	7	91,8 km/h
17	358	GRAF, Adrian	DEU	Solgat Motorsport	DEU	IKC1126334 KBF1079882	Birel Art / TM / Vega	11	0:01,700	0:00,192	0:43,620	10	91,4 km/h
18	308	LOPEZ, Marc	ESP	CRG Keijzer racing	NLD	0014 esp 28613	CRG / TM / Vega	12	0:01,849	0:00,149	0:43,769	9	91,1 km/h
19	390	GREIF, Toni	DEU	Solgat Motorsport	DEU	IKB1096240 KBF1079882	Birel Art / TM / Vega	2	0:13,882	0:12,033	0:55,802	2	71,4 km/h

Rennleitung: Volker Ehekircher Racedirektor: Horst Seidel
 Sportkommissare: Yasin Özer / Tobias Amann / Peter Brings / Florian Koziol
 Techn. Kommissare: Hans-Jürgen Dangers / M. Grasshoff / C. Schmidt / J. Lawinger / D. Pietzko / H.-W. Schäfer / K.L. Rusczyński / A. Sengpiel
 Zeitnahme: KART-DATA timing service Franz Schiesler / Manuela Hintner







DEUTSCHE KART-MEISTERSCHAFT

Round 3: 12 - 14 / 07 / 2019

ERFTLANDRING KERPEN





DMSB



DMSB-RegNr.:168/19

free practice DSKC (KZ2) Group 1


Fahrername Driver	Van Walsijin Senna	Tröger Tim	Lauren- Alexander	Fritsch Valentino	Walter Luca	Langenbacher Marvin	Hofmann Benedikt	Elter Marc	Feitzer Dennis	Bednar Jan	Walter Andre	Kreutz Patrick
schleunigste Runde in Runde	0:41,920 Rn. 11	0:42,419 Rn. 5	0:42,424 Rn. 9	0:42,512 Rn. 7	0:42,549 Rn. 11	0:42,609 Rn. 7	0:42,680 Rn. 10	0:42,712 Rn. 11	0:42,739 Rn. 9	0:42,784 Rn. 8	0:42,859 Rn. 10	0:42,926 Rn. 8
Speed	95,1 km/h	93,9 km/h	93,9 km/h	93,7 km/h	93,7 km/h	93,5 km/h	93,4 km/h	93,3 km/h	93,2 km/h	93,1 km/h	93,0 km/h	92,8 km/h
Lap 1	0:59,559	0:57,859	1:06,461	1:02,920	0:59,890	1:03,177	1:13,778	1:06,968	1:04,082	0:59,343	0:57,003	1:00,779
Lap 2	0:48,763	0:52,386	0:48,506	0:48,222	0:48,738	0:47,979	0:58,513	0:55,844	0:49,634	0:48,487	0:49,913	0:47,672
Lap 3	0:45,985	0:43,358	0:45,415	0:45,348	0:46,913	0:43,497	0:58,070	0:48,667	0:48,144	0:46,057	1:22,060	0:45,986
Lap 4	0:46,198	0:42,857	0:45,943	0:49,107	0:44,870	0:43,593	0:49,065	0:45,509	0:43,469	0:45,749	1:26,566	0:43,351
Lap 5	0:46,674	0:42,419	0:43,689	0:50,687	1:21,608	0:42,876	0:44,704	0:44,903	0:42,894	0:46,509	0:44,194	0:43,065
Lap 6	0:57,014	0:42,550	0:43,633	0:43,033	0:44,415	0:42,895	0:43,742	0:44,052	0:44,585	0:53,036	0:43,550	0:44,710
Lap 7	0:44,125	0:42,918	0:42,622	0:42,512	0:42,928	0:42,609	0:42,940	0:43,062	0:43,085	0:43,922	0:43,402	0:44,877
Lap 8	0:42,938	0:47,152	0:43,164	0:42,530	0:42,893	0:42,647	0:42,926	0:42,822	0:42,755	0:42,784	0:43,354	0:42,926
Lap 9	0:42,265		0:42,424	0:42,845	0:42,748	0:42,799	0:43,188	1:20,591	0:42,739	0:42,902	0:43,162	0:43,189
Lap 10	0:42,430		0:42,532	0:42,720	0:42,675	0:42,781	0:42,680	0:45,080	0:42,830	0:46,674	0:42,859	0:43,282
Lap 11	0:41,920		0:42,673	0:42,569	0:42,549		0:45,213	0:42,712	0:42,916	0:42,987	0:42,958	
Lap 12	0:43,379		0:42,432		0:42,784		0:45,302	0:43,019	0:42,845	0:43,047		
Lap 13									0:43,142	0:45,480		

DEUTSCHE KART-MEISTERSCHAFT

Round 3: 12 - 14 / 07 / 2019

ERFTLANDRING KERPEN




DMSB

DMSB-RegNr.:168/19

free practice DSKC (KZ2) Group 1





Fahrername Driver	Steigerwald Noah	Potman Mark	Stumpf Stephen	Fredriksson Lucas	Graf Adrian	Lopez Marc	Greif Toni
schnellste Runde in Runde	0:43,223 Rn. 9	0:43,251 Rn. 8	0:43,292 Rn. 9	0:43,428 Rn. 7	0:43,620 Rn. 10	0:43,769 Rn. 9	0:55,802 Rn. 2
Speed	92,2 km/h	92,1 km/h	92,1 km/h	91,8 km/h	91,4 km/h	91,1 km/h	71,4 km/h
Lap 1	1:06,412	1:07,327	1:12,080	1:13,613	1:00,177	1:09,235	1:11,748
Lap 2	0:52,908	0:59,474	0:55,697	0:59,178	0:47,731	1:03,458	<u>0:55,802</u>
Lap 3	0:50,544	0:58,572	0:49,323	0:54,243	0:47,360	0:52,178	
Lap 4	0:50,493	0:51,628	0:45,694	0:44,403	0:44,821	0:44,496	
Lap 5	0:51,086	0:46,504	0:47,940	0:44,007	1:41,760	0:52,755	
Lap 6	0:49,064	0:44,712	0:46,240	0:43,592	0:47,973	0:44,899	
Lap 7	0:46,503	0:43,452	0:43,741	<u>0:43,428</u>	0:43,813	0:44,027	
Lap 8	0:43,651	<u>0:43,251</u>	0:43,443	0:43,601	0:44,361	0:45,298	
Lap 9	<u>0:43,223</u>	1:33,162	<u>0:43,292</u>	0:53,779	0:44,041	0:43,769	
Lap 10	0:43,416	0:45,350	0:43,334	0:43,713	<u>0:43,620</u>	0:46,877	
Lap 11	0:44,011	0:43,511	0:43,350	0:43,731	0:44,056	0:44,254	
Lap 12	0:43,320					0:48,032	
Lap 13	0:43,295						



DMSB-RegNr:168/19

free practice DSKC (K22) Group 1



Ziel	Sektion 1		Sektion 2		Sektion 3		
Fahrername	Zeit	Fahrername	Zeit	Fahrername	Zeit	Fahrername	Zeit
1 381 Van Walsstijn,Senna	0:41,920	381 Van Walsstijn,Senna	0:12,182	381 Van Walsstijn,Senna	0:18,669	381 Van Walsstijn,Senna	0:11,063
2 310 Tröger,Tim	0:42,419	334 Clevert,Lauren-Alexande	0:12,227	324 Fritsch,Valentino	0:18,783	319 Elter,Marc	0:11,220
3 334 Clevert,Lauren-Alexande	0:42,424	324 Fritsch,Valentino	0:12,231	334 Clevert,Lauren-Alexande	0:18,787	310 Tröger,Tim	0:11,244
4 324 Fritsch,Valentino	0:42,512	319 Elter,Marc	0:12,294	318 Walter,Luca	0:18,823	334 Clevert,Lauren-Alexande	0:11,263
5 318 Walter,Luca	0:42,549	310 Tröger,Tim	0:12,295	389 Langenbacher,Marvin	0:18,826	306 Walter,Andre	0:11,287
6 389 Langenbacher,Marvin	0:42,609	389 Langenbacher,Marvin	0:12,334	310 Tröger,Tim	0:18,880	332 Bednar,Jan	0:11,300
7 328 Hofmann,Benedikt	0:42,680	398 Fetzer,Dennis	0:12,366	398 Fetzer,Dennis	0:18,927	318 Walter,Luca	0:11,307
8 319 Elter,Marc	0:42,712	306 Walter,Andre	0:12,379	328 Hofmann,Benedikt	0:18,935	398 Fetzer,Dennis	0:11,330
9 398 Fetzer,Dennis	0:42,739	328 Hofmann,Benedikt	0:12,384	319 Elter,Marc	0:18,936	324 Fritsch,Valentino	0:11,343
10 332 Bednar,Jan	0:42,784	332 Bednar,Jan	0:12,398	332 Bednar,Jan	0:18,960	328 Hofmann,Benedikt	0:11,351
11 306 Walter,Andre	0:42,859	318 Walter,Luca	0:12,401	351 Kreutz,Patrick	0:18,989	389 Langenbacher,Marvin	0:11,377
12 351 Kreutz,Patrick	0:42,926	383 Potman,Mark	0:12,434	383 Potman,Mark	0:19,053	351 Kreutz,Patrick	0:11,393
13 363 Steigerwald,Noah	0:43,223	351 Kreutz,Patrick	0:12,460	306 Walter,Andre	0:19,109	363 Steigerwald,Noah	0:11,399
14 383 Potman,Mark	0:43,251	363 Steigerwald,Noah	0:12,502	363 Steigerwald,Noah	0:19,130	323 Stumpf,Stephen	0:11,422
15 323 Stumpf,Stephen	0:43,292	323 Stumpf,Stephen	0:12,532	323 Stumpf,Stephen	0:19,199	383 Potman,Mark	0:11,443
16 322 Fredriksson,Lucas	0:43,428	308 Lopez,Marc	0:12,559	322 Fredriksson,Lucas	0:19,272	322 Fredriksson,Lucas	0:11,482
17 358 Graf,Adrian	0:43,620	322 Fredriksson,Lucas	0:12,587	358 Graf,Adrian	0:19,369	358 Graf,Adrian	0:11,504
18 308 Lopez,Marc	0:43,769	358 Graf,Adrian	0:12,644	308 Lopez,Marc	0:19,395	308 Lopez,Marc	0:11,567
19 390 Greif,Toni	0:55,802	390 Greif,Toni	0:15,200	390 Greif,Toni	0:24,754	390 Greif,Toni	0:14,216

DEUTSCHE KART-MEISTERSCHAFT

Round 3: 12 - 14 / 07 / 2019

ERFTLANDRING KERPEN





DMSB-RegNr:168/19

free practice DSKC (K22) Group 1

Die schnellsten Zeiten

Ort	Nr. Fahrername	Zeit	Streckenl.	Ø Speed
Ziel	381 Van Walstijn,Senna	0:41,920	1107 m	95,1 km/h
Sektion 1	381 Van Walstijn,Senna	0:12,182	329 m	97,2 km/h
Sektion 2	381 Van Walstijn,Senna	0:18,669	475 m	91,6 km/h
Sektion 3	381 Van Walstijn,Senna	0:11,063	303 m	98,6 km/h


	Snr.381 Van Walstijn,Senna NLD			Snr.310 Träger,Tim DEU			Snr.334 Clevert,Lauren-Alexander DEU			Snr.324 Fritsch,Valentino DEU			Snr.318 Walter,Luca DEU					
	theoretisch mögliche Bestzeit	Sektion 2	Sektion 3	theoretisch mögliche Bestzeit	Sektion 2	Sektion 3	theoretisch mögliche Bestzeit	Sektion 2	Sektion 3	theoretisch mögliche Bestzeit	Sektion 2	Sektion 3	theoretisch mögliche Bestzeit	Sektion 2	Sektion 3			
best	0:41,920	0:12,182	0:18,669	0:12,295	0:18,880	0:11,244	0:42,419	0:12,227	0:18,787	0:11,263	0:42,512	0:12,231	0:18,783	0:11,343	0:42,549	0:12,401	0:18,823	0:11,307
Runde 1	0:59,559	0:20,251	0:25,225	0:19,108	0:24,421	0:14,330	0:57,859	0:22,711	0:28,292	0:15,458	1:02,920	0:21,300	0:26,346	0:15,274	0:59,890	0:20,559	0:24,929	0:14,402
Runde 2	0:48,763	0:14,655	0:21,517	0:15,319	0:23,316	0:13,751	0:52,386	0:14,923	0:21,238	0:12,345	0:48,222	0:15,624	0:20,340	0:12,258	0:48,738	0:14,563	0:21,420	0:12,755
Runde 3	0:45,985	0:13,591	0:20,381	0:12,759	0:19,224	0:11,375	0:43,358	0:13,018	0:20,166	0:12,231	0:45,348	0:12,795	0:20,363	0:12,190	0:46,913	0:13,497	0:20,654	0:12,762
Runde 4	0:46,198	0:13,347	0:20,610	0:12,450	0:19,063	0:11,344	0:42,857	0:14,479	0:19,958	0:11,506	0:49,107	0:13,046	0:21,388	0:14,673	0:44,870	0:12,692	0:19,352	0:12,826
Runde 5	0:46,674	0:13,441	0:20,436	0:12,295	0:18,880	0:11,244	0:42,419	0:12,674	0:19,132	0:11,883	0:50,687	0:16,885	0:22,224	0:11,578	1:21,608	0:12,676	0:20,084	0:48,848
Runde 6	0:57,014	0:19,024	0:25,520	0:12,410	0:18,881	0:11,259	0:42,550	0:13,070	0:19,134	0:11,429	0:43,033	0:12,558	0:19,121	0:11,354	0:44,415	0:13,395	0:19,457	0:11,563
Runde 7	0:44,125	0:13,244	0:19,420	0:12,459	0:19,028	0:11,431	0:42,918	0:12,356	0:18,985	0:11,281	0:42,512	0:12,301	0:18,846	0:11,365	0:42,928	0:12,539	0:18,979	0:11,410
Runde 8	0:42,938	0:12,638	0:18,982	0:11,318	0:15,500	0:11,390	0:42,152	0:12,879	0:19,022	0:11,263	0:42,530	0:12,296	0:18,891	0:11,343	0:42,893	0:12,427	0:19,026	0:11,440
Runde 9	0:42,265	0:12,236	0:18,801	0:11,228	0:20,262	0:11,390	0:47,152	0:12,227	0:18,909	0:11,288	0:42,845	0:12,281	0:19,064	0:11,550	0:42,748	0:12,401	0:18,987	0:11,360
Runde 10	0:42,430	0:12,252	0:18,788	0:11,390	0:20,262	0:11,390	0:47,152	0:12,227	0:18,909	0:11,288	0:42,845	0:12,281	0:19,064	0:11,550	0:42,748	0:12,401	0:18,987	0:11,360
Runde 11	0:41,920	0:12,188	0:18,669	0:11,063	0:20,262	0:11,390	0:47,152	0:12,227	0:18,909	0:11,288	0:42,845	0:12,281	0:19,064	0:11,550	0:42,748	0:12,401	0:18,987	0:11,360
Runde 12	0:43,379	0:12,182	0:19,549	0:11,648	0:20,262	0:11,390	0:47,152	0:12,227	0:18,909	0:11,288	0:42,845	0:12,281	0:19,064	0:11,550	0:42,748	0:12,401	0:18,987	0:11,360
Runde 13		0:12,230	0:21,162		0:20,262	0:11,390		0:12,227	0:18,909	0:11,288	0:42,845	0:12,281	0:19,064	0:11,550	0:42,748	0:12,401	0:18,987	0:11,360

DEUTSCHE KART-MEISTERSCHAFT

Round 3: 12 - 14 / 07 / 2019

ERFTLANDRING KERPEN







DMSB-RegNr:168/19

free practice DSKC (K22) Group 1

Die schnellsten Zeiten

Ort	Nr. Fahrername	Zeit	Streckentl.	Ø Speed
Ziel	381 Van Walsstijn,Senna	0:41,920	1107 m	95,1 km/h
Sektion 1	381 Van Walsstijn,Senna	0:12,182	329 m	97,2 km/h
Sektion 2	381 Van Walsstijn,Senna	0:18,669	475 m	91,6 km/h
Sektion 3	381 Van Walsstijn,Senna	0:11,063	303 m	98,6 km/h

	Snr.389 Langenbacher,Marvin DEU RS-Motorsport			Snr.328 Hofmann,Benedikt DEU BIREL ART RACING KSW			Snr.319 Elter,Marc DEU CRG Holland			Snr.398 Fetzer,Dennis DEU SRP Racing Team			Snr.332 Bednar,Jan CZE GREGOR KART S.R.O.							
	theoretisch mögliche Bestzeit	Sektion 2	Sektion 3	theoretisch mögliche Bestzeit	Sektion 1	Sektion 2	Sektion 3	theoretisch mögliche Bestzeit	Sektion 1	Sektion 2	Sektion 3	theoretisch mögliche Bestzeit	Sektion 1	Sektion 2	Sektion 3					
best	0:42,609	0:12,334	0:18,826	0:11,377	0:42,680	0:12,384	0:18,935	0:11,351	0:42,712	0:12,294	0:18,936	0:11,220	0:42,739	0:12,366	0:18,927	0:11,330	0:42,784	0:12,398	0:18,960	0:11,300
Runde 1	1:03,177	0:23,324	0:25,470	0:14,383	1:13,778	0:26,865	0:30,166	0:16,747	1:06,968	0:23,206	0:27,967	0:15,795	1:04,082	0:24,088	0:26,309	0:13,685	0:59,343	0:20,528	0:25,061	0:13,754
Runde 2	0:47,979	0:14,948	0:21,046	0:11,985	0:58,513	0:17,162	0:26,537	0:14,814	0:55,844	0:17,326	0:24,323	0:14,195	0:49,634	0:13,970	0:21,548	0:14,116	0:48,487	0:14,572	0:21,378	0:12,537
Runde 3	0:43,497	0:12,769	0:19,234	0:11,494	0:58,070	0:17,939	0:26,767	0:13,364	0:48,667	0:14,912	0:21,259	0:12,496	0:48,144	0:15,457	0:21,036	0:11,651	0:46,057	0:13,902	0:20,074	0:12,081
Runde 4	0:43,593	0:12,866	0:19,219	0:11,508	0:49,065	0:15,611	0:21,199	0:12,255	0:45,509	0:13,955	0:19,899	0:11,655	0:43,469	0:12,609	0:19,335	0:11,525	0:45,749	0:13,376	0:20,150	0:12,223
Runde 5	0:42,876	0:12,528	0:18,971	0:11,377	0:44,704	0:13,173	0:19,711	0:11,820	0:44,903	0:12,912	0:19,484	0:12,507	0:42,894	0:12,510	0:19,013	0:11,371	0:46,509	0:13,523	0:20,396	0:12,590
Runde 6	0:42,895	0:12,411	0:19,012	0:11,472	0:43,742	0:12,767	0:19,323	0:11,652	0:44,052	0:13,044	0:19,462	0:11,546	0:44,585	0:12,882	0:20,167	0:11,536	0:53,036	0:16,400	0:22,056	0:14,580
Runde 7	0:42,609	0:12,334	0:18,897	0:11,378	0:42,940	0:12,558	0:19,031	0:11,351	0:43,062	0:12,621	0:19,074	0:11,367	0:43,085	0:12,442	0:19,161	0:11,482	0:43,922	0:13,266	0:19,295	0:11,361
Runde 8	0:42,647	0:12,341	0:18,826	0:11,480	0:42,926	0:12,409	0:19,072	0:11,445	0:42,822	0:12,542	0:18,997	0:11,283	0:42,755	0:12,397	0:18,927	0:11,431	0:42,784	0:12,434	0:19,050	0:11,300
Runde 9	0:42,799	0:12,417	0:18,934	0:11,448	0:43,188	0:12,485	0:19,176	0:11,527	1:20,591	0:12,442	0:19,690	0:48,459	0:42,739	0:12,366	0:18,965	0:11,408	0:42,902	0:12,469	0:18,960	0:11,473
Runde 10	0:42,781	0:12,421	0:18,924	0:11,436	0:42,680	0:12,384	0:18,935	0:11,361	0:45,080	0:13,980	0:19,360	0:11,740	0:42,830	0:12,425	0:18,971	0:11,434	0:46,674	0:12,441	0:20,851	0:13,382
Runde 11					0:45,213	0:12,624	0:20,686	0:11,903	0:42,712	0:12,466	0:19,026	0:11,220	0:42,916	0:12,436	0:19,108	0:11,372	0:42,987	0:12,527	0:19,109	0:11,351
Runde 12					0:45,302	0:13,083	0:19,944	0:12,275	0:43,019	0:12,294	0:18,936	0:11,789	0:42,845	0:12,430	0:19,085	0:11,330	0:43,047	0:12,455	0:19,253	0:11,339
Runde 13									0:43,142	0:12,431	0:19,122	0:11,589	0:43,142	0:12,431	0:19,122	0:11,589	0:45,480	0:12,398	0:20,667	0:12,415

DEUTSCHE KART-MEISTERSCHAFT

Round 3: 12 - 14 / 07 / 2019

ERFTLANDRING KERPEN




DMSB-RegNr:168/19

free practice DSKC (K22) Group 1

Die schnellsten Zeiten

Ort	Nr. Fahrername	Zeit	Streckenl.	Ø Speed
Ziel	381 Van Walsstijn,Senna	0:41,920	1107 m	95,1 km/h
Sektion 1	381 Van Walsstijn,Senna	0:12,182	329 m	97,2 km/h
Sektion 2	381 Van Walsstijn,Senna	0:18,669	475 m	91,6 km/h
Sektion 3	381 Van Walsstijn,Senna	0:11,063	303 m	98,6 km/h



	Smr.306 Walter,Andre DEU Solgat Motorsport			Smr.351 Kreuzt,Patrick DEU RS-Motorsport			Smr.363 Steigenwald,Noah DEU Bamberger Kart racing			Smr.383 Potman,Mark NLD CRG Holland			Smr.323 Stumpf,Stephen DEU Solgat Motorsport		
	theoretisch mögliche Bestzeit	Sektion 2	Sektion 3	theoretisch mögliche Bestzeit	Sektion 2	Sektion 3	theoretisch mögliche Bestzeit	Sektion 2	Sektion 3	theoretisch mögliche Bestzeit	Sektion 2	Sektion 3	theoretisch mögliche Bestzeit	Sektion 2	Sektion 3
best	0:42,859	0:12,379	0:19,109	0:11,287	0:42,859	0:12,460	0:18,989	0:11,393	0:42,926	0:12,460	0:18,989	0:11,393	0:42,926	0:12,460	0:18,989
Runde 1	0:57,003	0:20,563	0:23,598	0:12,842	1:00,779	0:20,216	0:26,410	0:14,153	0:47,672	0:14,424	0:20,781	0:12,467	1:07,327	0:22,633	0:28,686
Runde 2	0:49,913	0:14,125	0:20,306	0:15,482	0:47,672	0:14,424	0:20,781	0:12,467	0:52,908	0:16,163	0:22,696	0:14,049	0:59,474	0:17,948	0:26,487
Runde 3	1:22,060	0:15,933	0:50,685	0:15,442	0:45,986	0:13,477	0:20,805	0:11,704	0:50,544	0:15,170	0:21,841	0:13,533	0:58,572	0:17,946	0:25,382
Runde 4	1:26,566	0:54,104	0:20,449	0:12,013	0:43,351	0:12,677	0:19,235	0:11,439	0:50,493	0:14,657	0:22,534	0:13,302	0:51,628	0:15,948	0:22,427
Runde 5	0:44,194	0:13,146	0:19,527	0:11,521	0:43,065	0:12,537	0:19,135	0:11,393	0:51,086	0:14,552	0:23,512	0:13,022	0:46,504	0:14,335	0:20,127
Runde 6	0:43,550	0:12,627	0:19,451	0:11,472	0:44,710	0:12,690	0:19,464	0:12,556	0:49,064	0:14,499	0:21,646	0:12,919	0:44,712	0:13,280	0:19,624
Runde 7	0:43,402	0:12,564	0:19,259	0:11,579	0:44,877	0:12,515	0:20,513	0:11,849	0:46,503	0:13,685	0:20,592	0:12,226	0:43,452	0:12,701	0:19,167
Runde 8	0:43,354	0:12,573	0:19,231	0:11,550	0:42,926	0:12,530	0:18,989	0:11,407	0:43,651	0:12,784	0:19,389	0:11,478	0:43,251	0:12,651	0:19,157
Runde 9	0:43,162	0:12,495	0:19,157	0:11,510	0:43,189	0:12,460	0:19,187	0:11,542	0:43,223	0:12,624	0:19,130	0:11,469	1:33,162	0:12,531	0:19,053
Runde 10	0:42,859	0:12,463	0:19,109	0:11,287	0:43,282	0:12,594	0:19,228	0:11,460	0:43,416	0:12,737	0:19,280	0:11,399	0:45,350	0:13,579	0:20,051
Runde 11	0:42,958	0:12,379	0:19,123	0:11,456					0:44,011	0:12,532	0:19,208	0:12,271	0:43,511	0:12,434	0:19,578
Runde 12					0:43,320	0:12,634	0:19,256	0:11,430							
Runde 13					0:43,295	0:12,502	0:19,261	0:11,532							

DEUTSCHE KART-MEISTERSCHAFT

Round 3: 12 - 14 / 07 / 2019

ERFTLANDRING KERPEN

DMSB-RegNr:168/19

free practice DSKC (K22) Group 1

Die schnellsten Zeiten

Ort	Nr. Fahrername	Zeit	Streckentl.	Ø Speed
Ziel	381 Van Walsstijn,Senna	0:41,920	1107 m	95,1 km/h
Sektion 1	381 Van Walsstijn,Senna	0:12,182	329 m	97,2 km/h
Sektion 2	381 Van Walsstijn,Senna	0:18,669	475 m	91,6 km/h
Sektion 3	381 Van Walsstijn,Senna	0:11,063	303 m	98,6 km/h

	Smr.322 Fredriksson,Lucas SWE JP RACING			Smr.358 Graf,Adrian DEU Solgat Motorsport			Smr.308 Lopez,Marc ESP CRG Keijzer racing			Smr.390 Greif,Toni DEU Solgat Motorsport						
	theoretisch mögliche Bestzeit	Sektion 2	Sektion 3	theoretisch mögliche Bestzeit	Sektion 1	Sektion 2	Sektion 3	theoretisch mögliche Bestzeit	Sektion 1	Sektion 2	Sektion 3	theoretisch mögliche Bestzeit	Sektion 1	Sektion 2	Sektion 3	
best	0:43,428	0:12,587	0:19,272	0:11,482	0:43,620	0:12,644	0:19,369	0:11,504	0:43,769	0:12,559	0:19,395	0:11,567	0:55,802	0:15,200	0:24,754	0:14,216
Runde 1	1:13,613	0:26,997	0:30,102	0:16,514	1:00,177	0:21,905	0:24,076	0:14,196	1:09,235	0:23,383	0:30,001	0:15,851	1:11,748	0:25,184	0:29,864	0:16,700
Runde 2	0:59,178	0:18,253	0:25,759	0:15,166	0:47,731	0:14,449	0:20,743	0:12,539	1:03,458	0:17,770	0:30,726	0:14,962	0:55,802	0:16,832	0:24,754	0:14,216
Runde 3	0:54,243	0:17,728	0:22,943	0:13,572	0:47,360	0:14,309	0:21,224	0:11,827	0:52,178	0:16,148	0:23,833	0:12,197				
Runde 4	0:44,403	0:13,058	0:19,724	0:11,621	0:44,821	0:13,057	0:19,834	0:11,930	0:44,496	0:12,856	0:19,823	0:11,817				
Runde 5	0:44,007	0:12,883	0:19,554	0:11,570	1:41,760	0:15,191	0:25,376	1:01,193	0:52,755	0:14,540	0:24,974	0:13,241				
Runde 6	0:43,592	0:12,768	0:19,342	0:11,482	0:47,973	0:14,704	0:21,383	0:11,806	0:44,899	0:13,381	0:19,851	0:11,667				
Runde 7	0:43,428	0:12,618	0:19,326	0:11,484	0:43,813	0:12,827	0:19,369	0:11,617	0:44,027	0:12,602	0:19,591	0:11,834				
Runde 8	0:43,601	0:12,587	0:19,387	0:11,627	0:44,361	0:13,137	0:19,511	0:11,713	0:45,298	0:14,102	0:19,629	0:11,567				
Runde 9	0:53,779	0:12,920	0:28,797	0:12,062	0:44,041	0:13,162	0:19,375	0:11,504	0:43,769	0:12,559	0:19,395	0:11,815				
Runde 10	0:43,713	0:12,728	0:19,428	0:11,557	0:43,620	0:12,644	0:19,452	0:11,524	0:46,877	0:12,885	0:22,013	0:11,979				
Runde 11	0:43,731	0:12,625	0:19,272	0:11,834	0:44,056	0:13,060	0:19,472	0:11,524	0:44,254	0:12,688	0:19,689	0:11,877				
Runde 12		0:18,091	0:26,867						0:48,032	0:14,334	0:21,890	0:11,808				
Runde 13																