

DKM
DEUTSCHE KART-MEISTERSCHAFT

DMSB

ADAC
Ostwestfalen-
Lippe e.V.

ADAC



Ergebnisse Results DSKC

**ADAC-KARTRENNEN
OSCHERSLEBEN**

16. - 18. Oktober 2020

- Deutsche Kart-Meisterschaft (DKM)
- Deutsche Junioren-Kart-Meisterschaft (DJKM)
- DMSB-Schaltkart-Cup (DSKC)
- Deutsche Elektro-Kart-Meisterschaft (DEKM)



DKM

DMSB

DMSB - SCHALT - KART - CUP 2020

vorläufig - ohne Gewähr

Pos	StNr.	Fahrer	Nation	Bewerber / Sponsor	Nation	Lizenz B-Lizenz	Chassis / Motor / Reifen	Siege	Gesamt- punkte	Kerpen				Wackersdorf				Discherleben						
										TQ	Heats	Race 1	Finale	TQ	Heats	Race 1	Finale	TQ	Heats	Pre-	Finale	TQ	Heats	Pre-
1	313	Tröger, Tim	DEU	Mach1 Motorsport	DEU	IKC1132554 KBF1005514 40346	Mach 1 / TM Racing / Vega	2	150	3		11	15	15	25	3	12	15	25	5	15	6	[5]	
2	325	Karlshøj, Lasse	DNK	LE Racing	DNK	39981 IKC1137671	Kosmic / TM Racing / Vega	1	141	7	[4]	10	8	9	[4]	5	15	15	20	3	12	12	25	
3	320	Müller, Julian	DEU	Mach1 Motorsport	DEU	KBF1005514 40347	Mach 1 / TM Racing / Vega	1	140	15	15	25	5	1	[4]	20	2	12	[16]		10	15	20	
4	334	Doorn, Coen	NLD	A.K. Doorn	NLD	42349 IKC171081	Kart Republic / TM Racing / Vega		111	5	10	10	13	3	12	15	13		9	13		8	[7]	
5	319	Primm, Simon Connor	DEU	Valier Motorsport	DEU	KBF1063735 IKB1132472	KR / TM Racing / Vega		96	9	15	8		9	5	8		1	[2]	[8]	1	9	15	16
6	308	Voegeding, Paul	DEU	Mach1 Motorsport	DEU	KBF1063735 IKC1140650	Mach 1 / TM Racing / Vega		95	12	6		7	12	16		3	[5]	9		7	10	13	
7	339	Walter, Luca	DEU	Luca Walter	DEU	IKC1140650 IKC1176826	Alpha Karting / TM Racing / Vega		88	5	10	[6]		5	[2]	11		9	12	11		5	9	11
8	324	Jaromin, David	DEU	AP-Racing	DEU	KBF1205799 IKC1194842	Birel Art / TM Racing / Vega		77		12	7	1	10	8		1	10	8	5		6	[8]	9
9	340	Lukaschewsky, Karl	DEU	SRP Racing Team	DEU	KBF1156791 IKB1167350	Maranello / TM Racing / Vega		75	4	9	16		6	12	7		6	9			[8]	6	
10	330	Ried, Jonas	DEU	Salgat Motorsport	DEU	KBF1079882 IKC1191160	Birel Art / TM Racing / Vega		59	8	12	20		10	2			5	2					
11	341	Vladic, Lukas	DEU	SRP Racing Team	DEU	KBF1156791 IKC1147857	Maranello / TM Racing / Vega		48	1	9	4		2	10	9		[4]				10	3	
12	306	Himmels, Yannik	DEU	SRP Racing Team	DEU	KBF1156791 27620	Maranello / TM Racing / Vega		45	1	8		4	7			8	7	10					
13	336	Sjögren, Tobias	SWE	Mach1 Motorsport	DEU	KBF1005514 IKC1106930	Mach 1 / TM Racing / Vega		42		4						8	4		4	12	10		
14	312	Stumpf, Stephen	DEU	Salgat Motorsport	DEU	KBF1079882 IKC1163143	Birel Art / TM Racing / Vega		38	2	3	1		9	10		4	6	3					
15	328	Julius-Bernhart, Jannik	DEU	SRP Racing Team	DEU	KBF1156791 IKB1096240	Maranello / TM Racing / Vega		35	3	3	5		[1]	[1]		7	6		3	*	8		
16	309	Greif, Toni	DEU	Salgat Motorsport	DEU	KBF1079882 JK2158	Birel Art / TM Racing / Vega		32		7	9		6			10							
17	329	Reiböck, Lukas	AUT	BIREL ART RACING KSW	AUT	BK102 IKC1181135	Birel Art / TM Racing / Vega		31		2			5			7	10	7					
18	311	Preibisch, Marius	DEU	Bamberger Karttracing	DEU	KBF1197896 IKC1177256	Lenzokart / LKE / Vega		30		8	3					2			1	9	7		
19	333	Feller, Silas	DEU	Millennium Racing Team	DEU	KBF1095578 1116375	Tony Kart / Vortex / Vega		27		5			[3]			5	4		2	7	4		
20	332	Dresen, Andreas	DEU	SRP Racing Team	DEU	KBF1156791 46098	Maranello / TM Racing / Vega		24		6			8	3		6	1						
21	316	Huetting, Brio	NLD	SRP Racing Team	DEU	KBF1156791 200708290073	Maranello / TM Racing / Vega		20	6	1	2		4	6		1							
22	331	Bednár, Jan	CZE	Gregor Kart s.r.o.	CZE	20AS0092 20AT00321	CRG / TM Racing / Vega		11					3	3	5								
23	310	Fredriksson, Lucas	SWE	JP RACING	SWE	105 96287	Exprit / Vortex / Vega		11		1			7			3							
24	327	Jansson, Lukas	SWE	JP RACING	SWE	105 IKC1177154	Exprit / Vortex / Vega		11		2			6			3							
25	321	Nelles, Mika	DEU	DS Kartsport	DEU	KBF1154357 IKC1047625	Mach 1 / TM Racing / Vega		7		7													
26	335	Beyerlein, Patrick	DEU	BEYMO-Karttracing	DEU	KBF1160795 IKC123456	CRG / TM Racing / Vega		5		5													
27	314	Litvinenko, Egor	DEU	RL-COMPETITION	DEU	KBF1132168	CRG / TM Racing / Vega		2					2										

R 16 DSKC (KZ2) Finale

Strecke / track: 1018m

fastest Lap Simon Connor PRIMM at: 0:33,513

started: 18 classified: 18 not classified: 0 not started: 1

Pos	Stf. Nr.	Fahrer Driver	Nation	Bewerber / Sponsor	Nation	Lizenz R-Lizenz	Chassis / Motor / Reifen	Points	Penalty	Runden Laps	Gesamtzeit Differenz	Abstand Gap	beste Runde best Lap	in R. in L.	o Geschw. Speed
1	325	KARLSHØJ, Lasse	DNK	LE Racing	DNK	40346 39981	Kosmic / TM Racing / Vega	25		23	16:13,473		0:38,133	3	86,6 km/h 96,1 km/h
2	320	MÜLLER, Julian	DEU	Mach1 Motorsport	DEU	IKC1137671 KBF1005514	Mach 1 / TM Racing / Vega	20		23	16:14,130 0:00,657	0:00,657	0:38,196	3	86,5 km/h 95,9 km/h
3	319	PRIMM, Simon Connor	DEU	Valier Motorsport	DEU	IKC171081 KBF1063735	KR / TM Racing / Vega	16		23	16:18,932 0:05,459	0:04,802	0:33,513	2	86,1 km/h 109,4 km/h
4	358	LANGENBACHER, Marvin	DEU	Marvin Langenbacher	DEU	1152544 1152544	CRG / TM / Vega	*		23	16:20,339 0:06,866	0:01,407	0:37,970	3	86 km/h 96,5 km/h
5	308	VOEGEDING, Paul	DEU	Mach1 Motorsport	DEU	IKB1132472 KBF1005514	Mach 1 / TM Racing / Vega	13		23	16:21,652 0:08,179	0:01,313	0:38,193	3	85,9 km/h 96 km/h
6	339	WALTER, Luca	DEU	Luca Walter	DEU	IKC1140650 IKC1140650	Alpha Karting / TM Racing / Vega	11		23	16:24,814 0:11,341	0:03,162	0:38,120	3	85,6 km/h 96,1 km/h
7	336	SJÖGREN, Tobias	SWE	Mach1 Motorsport	DEU	27620 KBF1005514	Mach 1 / TM Racing / Vega	10		23	16:25,379 0:11,906	0:00,565	0:38,155	3	85,5 km/h 96,1 km/h
8	361	LEHNER, Franz	AUT	BIREL ART RACING KSW	AUT	JK2150 102	BirelArt / TM Racing / Vega	*		23	16:25,404 0:11,931	0:00,025	0:38,114	3	85,5 km/h 96,2 km/h
9	324	JAROMIN, David	DEU	AP-Racing	DEU	IKC1176826 KBF1205799	Birel Art / TM Racing / Vega	9	5 sec.	23	16:26,707 0:13,234	0:01,303	0:38,194	7	85,4 km/h 96 km/h
10	328	JULIUS-BERNHART, Jannik	DEU	SRP Racing Team	DEU	IKC1163143 KBF1156791	Maranello / TM Racing / Vega	8		23	16:26,807 0:13,334	0:00,100	0:38,210	3	85,4 km/h 95,9 km/h
11	311	PREIBISCH, Marius	DEU	Bamberger Karttracing	DEU	IKC1181135 KBF197896	Lenzokart / LKE / Vega	7	5 sec.	23	16:31,333 0:17,860	0:04,526	0:38,386	4	85 km/h 95,5 km/h
12	362	RAUSCH, Markus	DEU	Markus Rausch	DEU	IKC1057974 1057974	Maranello / TM / Vega	*	5 sec.	23	16:31,702 0:18,229	0:00,369	0:38,529	4	85 km/h 95,1 km/h
13	360	ROSENKRANZ, Chris Rene	DEU	KSM Official Racing Team	DEU	IKC1166624 1206274	Tony Kart / TM / Vega	*		23	16:31,753 0:18,280	0:00,051	0:38,078	3	85 km/h 96,2 km/h
14	340	LUKASCHEWSKY, Karl	DEU	SRP Racing Team	DEU	IKC1194842 KBF1156791	Maranello / TM Racing / Vega	6	5 sec.	23	16:32,013 0:18,540	0:00,260	0:38,350	4	85 km/h 95,6 km/h
15	313	TRÖGER, Tim	DEU	Mach1 Motorsport	DEU	IKC1132554 KBF1005514	Mach 1 / TM Racing / Vega	5	5 sec.	23	16:33,323 0:19,850	0:01,310	0:37,758	4	84,9 km/h 97,1 km/h
16	333	FELLER, Silas	DEU	Millennium Racing Team	DEU	IKC1177256 KBF1095578	Tony Kart / Vortex / Vega	4	5 sec.	23	16:34,803 0:21,330	0:01,480	0:38,562	3	84,7 km/h 95 km/h
17	341	VLADIC, Lukas	DEU	SRP Racing Team	DEU	IKC1191160 KBF1156791	Maranello / TM Racing / Vega	3		22	15:35,710 1 R	1 R	0:38,166	3	86,2 km/h 96 km/h
18	363	WITTE, Yannik	DEU	SRP Racing Team	DEU	IKC1111841 1156791	Maranello / TM / Vega	*		12	8:17,765 11 R	10 R	0:37,892	3	88,4 km/h 96,7 km/h
the following drivers did not start.															
DNS	334	DOORN, Coen	NLD	A.K. Doorn	NLD	40347 42349	Kart Republic / TM Racing / Vega				DNS				

StNr. 324,340,311,313,333 5 sec penalty Frontfaring

StNr. 362 5 sec penalty Pushing

Rennleitung: Wolfgang Rostek Racedirektor: Uwe Fuchs

Sportkommissare: Nikolas Spaderna / Wolfgang Fritzensmeier / Ulrich Bell

Techn. Kommissare: H.-J. Dangers / A.Sengpiel / M. Grasshoff / C. Schmidt / D.Pietzko / S.Prodinger

Zeitnahme: KART-DATA timing service Franz Schieszler / Manuela Hintner

Zeitnahme / timekeeping

control 
Franz Schieszler

freigegeben: 15:08:18

R 16 DSKC (K22) Finale

Fahrername Driver	Karlsøj Lasse	Müller Julian	Primm Simon Connor	Langenbacher Marvin	Voegeding Paul	Walter Luca	Stjören Tobias	Lehner Franz	Jaromin David	Julius-Bernhart Jannik	Preibisch Marius	Rausch Markus
schnellste Runde in Runde	0:38,133 Rn. 3	0:38,196 Rn. 3	0:33,513 Rn. 2	0:37,970 Rn. 3	0:38,193 Rn. 3	0:38,120 Rn. 3	0:38,155 Rn. 3	0:38,114 Rn. 3	0:38,194 Rn. 7	0:38,210 Rn. 3	0:38,386 Rn. 4	0:38,529 Rn. 4
Speed	96,1 km/h	95,9 km/h	109,4 km/h	96,5 km/h	96,0 km/h	96,1 km/h	96,1 km/h	96,2 km/h	96,0 km/h	95,9 km/h	95,5 km/h	95,1 km/h
Lap 1	0:42,179	0:41,530	0:46,796	0:41,453	0:41,438	0:42,193	0:41,753	0:41,945	0:43,502	0:43,149	0:42,104	0:42,351
Lap 2	0:38,921	0:39,070	0:33,513	0:39,098	0:38,968	0:38,817	0:38,947	0:39,068	0:39,157	0:39,201	0:39,342	0:39,103
Lap 3	0:38,133	0:38,196	0:44,140	0:37,970	0:38,193	0:38,120	0:38,155	0:38,114	0:38,204	0:38,210	0:38,410	0:38,734
Lap 4	0:38,214	0:38,330	1:12,788	0:38,425	0:38,449	0:38,187	0:38,487	0:38,134	0:38,340	0:38,945	0:38,386	0:38,529
Lap 5	0:39,539	0:39,587	0:40,630	0:39,701	0:40,706	0:40,209	0:39,733	0:40,154	0:39,469	0:39,484	0:39,720	0:39,800
Lap 6	0:40,167	0:40,119	0:38,382	0:40,352	0:40,470	0:40,644	0:49,180	0:40,631	0:40,357	0:40,034	0:40,955	0:40,845
Lap 7	0:38,478	0:38,778	0:39,435	0:38,600	0:38,601	0:38,578	0:38,986	0:38,672	0:38,194	0:39,481	0:38,546	0:39,957
Lap 8	0:39,369	0:39,674	0:44,077	0:39,817	0:39,580	0:39,643	0:39,346	0:39,586	0:39,683	0:39,383	0:39,985	0:39,930
Lap 9	0:43,040	0:43,167	0:43,970	0:43,151	0:43,591	0:43,982	0:41,629	0:43,861	0:43,325	0:43,281	0:43,735	0:42,638
Lap 10	0:43,337	0:43,555	0:43,807	0:44,176	0:44,111	0:45,262	0:46,954	0:45,190	0:44,855	0:44,970	0:45,044	0:44,525
Lap 11	0:43,557	0:44,412	0:44,318	0:44,575	0:43,990	0:46,349	0:43,342	0:45,142	0:44,599	0:45,681	0:45,315	0:45,375
Lap 12	0:45,118	0:44,084	0:42,929	0:44,614	0:44,109	0:43,646	0:42,795	0:43,928	0:43,565	0:44,444	0:44,729	0:44,409
Lap 13	0:43,672	0:43,587	0:42,900	0:42,913	0:42,814	0:42,479	0:41,627	0:41,968	0:40,960	0:42,830	0:42,892	0:42,382
Lap 14	0:43,095	0:43,137	0:45,112	0:42,748	0:42,760	0:41,166	0:42,740	0:42,016	0:42,300	0:42,724	0:42,942	0:42,737
Lap 15	0:44,497	0:43,251	0:42,913	0:43,914	0:44,053	0:43,541	0:43,571	0:44,832	0:43,826	0:43,848	0:43,715	0:42,863
Lap 16	0:43,062	0:43,821	0:44,381	0:44,386	0:44,354	0:43,550	0:43,118	0:44,467	0:44,459	0:43,656	0:43,323	0:43,781
Lap 17	0:43,681	0:44,233	0:42,786	0:44,381	0:44,329	0:44,401	0:43,495	0:44,123	0:44,444	0:43,469	0:43,892	0:44,123
Lap 18	0:42,726	0:42,399	0:41,573	0:42,783	0:42,512	0:42,511	0:41,595	0:42,246	0:42,425	0:42,444	0:41,860	0:42,087
Lap 19	0:39,608	0:39,943	0:40,424	0:41,574	0:41,601	0:41,209	0:40,610	0:40,979	0:41,607	0:40,156	0:40,949	0:40,966
Lap 20	0:39,951	0:40,462	0:42,737	0:40,424	0:40,742	0:40,881	0:41,285	0:40,871	0:40,882	0:40,648	0:40,869	0:40,846
Lap 21	0:41,881	0:42,427	0:47,572	0:43,340	0:43,277	0:43,887	0:43,383	0:43,816	0:43,127	0:43,752	0:43,921	0:43,429
Lap 22	0:47,690	0:47,033	0:49,890	0:47,591	0:47,933	0:48,905	0:48,520	0:48,935	0:48,327	0:49,560	0:49,157	0:49,117




4th Round
16-18/10
ADAC KARTRENNEN OSCHERSLEBEN
DEUTSCHE KART-MEISTERSCHAFT 2020 incl. **DKM**

Reg.-No. K-11952/20

R 16 DSKC (KZ2) Finale

Fahrername Driver Lap 23	Karlshøj Lasse 0:49,747	Müller Julian 0:50,068	Primm Simon Connor	Langenbacher Marvin 0:50,659	Voegeding Paul 0:51,120	Walter Luca 0:52,057	Stögren Tobias 0:52,040	Lehner Franz 0:52,264	Jaromin David 0:50,720	Julius-Bernhart Jannik 0:51,893	Preibisch Marius 0:51,948	Rausch Markus 0:53,255
--------------------------------	-------------------------------	------------------------------	-----------------------	------------------------------------	-------------------------------	----------------------------	-------------------------------	-----------------------------	------------------------------	---------------------------------------	---------------------------------	------------------------------

R 16 DSKC (KZ2) Finale

Fahrername Driver	Rosenkranz Chris Rene	Lukaszewsky Karl	Tröger Tim	Feller Silas	Vladic Lukas	Witte Yannik
schnellste Runde in Runde	0:38,078 Rn. 3	0:38,350 Rn. 4	0:37,758 Rn. 4	0:38,562 Rn. 3	0:38,166 Rn. 3	0:37,892 Rn. 3
Speed	96,2 km/h	95,6 km/h	97,1 km/h	95,0 km/h	96,0 km/h	96,7 km/h
Lap 1	0:44,385	0:42,770	0:43,097	0:43,093	0:41,891	0:42,894
Lap 2	0:39,287	0:38,697	0:39,068	0:39,144	0:38,954	0:39,079
Lap 3	0:38,078	0:38,392	0:38,380	0:38,562	0:38,166	0:37,892
Lap 4	0:38,585	0:38,350	0:37,758	0:39,103	0:38,257	0:38,081
Lap 5	0:39,086	0:39,706	0:39,293	0:39,327	0:40,826	0:39,229
Lap 6	0:40,613	0:47,725	0:41,046	0:40,676	0:40,622	0:40,404
Lap 7	0:39,369	0:39,054	0:38,111	0:39,378	0:38,734	0:38,608
Lap 8	0:39,694	0:39,978	0:39,190	0:39,522	0:39,923	0:39,709
Lap 9	0:42,666	0:41,849	0:43,793	0:42,681	0:43,544	0:43,919
Lap 10	0:44,891	0:42,812	0:45,169	0:44,483	0:45,208	0:44,776
Lap 11	0:45,393	0:43,336	0:44,980	0:45,897	0:45,655	0:44,416
Lap 12	0:44,003	0:44,306	0:44,670	0:44,301	0:43,675	0:43,381
Lap 13	0:42,730	0:42,832	0:42,295	0:42,776	0:41,403	
Lap 14	0:43,130	0:42,710	0:41,183	0:42,984	0:41,897	
Lap 15	0:43,711	0:43,062	0:43,659	0:43,730	0:44,431	
Lap 16	0:44,217	0:43,578	0:43,543	0:44,607	0:44,275	
Lap 17	0:43,506	0:43,597	0:44,289	0:43,681	0:43,859	
Lap 18	0:41,446	0:42,016	0:42,278	0:42,212	0:42,573	
Lap 19	0:40,684	0:40,684	0:41,524	0:39,864	0:41,079	
Lap 20	0:41,566	0:41,563	0:40,954	0:40,920	0:40,882	
Lap 21	0:43,540	0:43,552	0:43,746	0:43,496	0:43,326	
Lap 22	0:50,394	0:49,542	0:52,203	0:50,429	0:52,142	


4th Round
16-18/10
DMSB
ADAC KARTRENNEN OSCHERSLEBEN
DEUTSCHE KART-MEISTERSCHAFT 2020
 incl. **DSKM**

Reg.-No. K-11952/20

R 16 DSKC (KZ2) Finale

Fahrername	Rosenkranz	Lukaschewsky	Tröger	Feller	Vladic	Witte
Driver	Chris Rene	Karl	Tim	Silas	Lukas	Yannik
Lap 23	0:55,517	0:51,865	0:52,699	0:53,932		

R 16 DSKC (K22) Finale

Ziel		Sektion 1		Sektion 2	
Fahrername	Zeit	Fahrername	Zeit	Fahrername	Zeit
1 319 Primm,Simon Connor	0:33,513	313 Tröger,Tim	0:25,900	325 Karlshøj,Lasse	0:11,797
2 313 Tröger,Tim	0:37,758	363 Witte,Yannik	0:25,958	328 Julius-Bernhart,Jannik	0:11,804
3 363 Witte,Yannik	0:37,892	325 Karlshøj,Lasse	0:25,977	340 Lukaschewsky,Karl	0:11,817
4 358 Langenbacher,Marvin	0:37,970	358 Langenbacher,Marvin	0:26,049	324 Jaromin,David	0:11,826
5 360 Rosenkranz,Chris Rene	0:38,078	361 Lehner,Franz	0:26,081	363 Witte,Yannik	0:11,829
6 361 Lehner,Franz	0:38,114	341 Vladoic,Lukas	0:26,092	313 Tröger,Tim	0:11,858
7 339 Walter,Luca	0:38,120	340 Lukaschewsky,Karl	0:26,155	360 Rosenkranz,Chris Rene	0:11,866
8 325 Karlshøj,Lasse	0:38,133	320 Müller,Julian	0:26,163	362 Rausch,Markus	0:11,882
9 336 Sjögren,Tobias	0:38,155	308 Voegeding,Paul	0:26,169	339 Walter,Luca	0:11,890
10 341 Vladoic,Lukas	0:38,166	328 Julius-Bernhart,Jannik	0:26,182	333 Feller,Silas	0:11,895
11 308 Voegeding,Paul	0:38,193	339 Walter,Luca	0:26,211	308 Voegeding,Paul	0:11,908
12 324 Jaromin,David	0:38,194	311 Preibisch,Marius	0:26,212	361 Lehner,Franz	0:11,911
13 320 Müller,Julian	0:38,196	360 Rosenkranz,Chris Rene	0:26,212	358 Langenbacher,Marvin	0:11,921
14 328 Julius-Bernhart,Jannik	0:38,210	336 Sjögren,Tobias	0:26,226	341 Vladoic,Lukas	0:11,924
15 340 Lukaschewsky,Karl	0:38,350	324 Jaromin,David	0:26,256	336 Sjögren,Tobias	0:11,929
16 311 Preibisch,Marius	0:38,386	333 Feller,Silas	0:26,397	311 Preibisch,Marius	0:11,977
17 362 Rausch,Markus	0:38,529	362 Rausch,Markus	0:26,558	320 Müller,Julian	0:11,984
18 333 Feller,Silas	0:38,562	319 Primm,Simon Connor		319 Primm,Simon Connor	

Reg.-No. K-11952/20

R 16 DSKG (K22) Finale

Die schnellsten Zeiten

Ort	Nr. Fahrername	Zeit	Streckentl.	Ø Speed
Ziel	319 Primm,Simon Connor	0:33,513	1018 m	109,4 km/h
Sektion 1	313 Träger,Tim	0:25,900	683 m	94,9 km/h
Sektion 2	325 Karlshof,Lasse	0:11,797	335 m	102,2 km/h

	Snr.325 Karlshof,Lasse DNK LE Racing		Snr.320 Müller,Julian DEU Mach1 Motorsport		Snr.319 Primm,Simon Connor DEU Valier Motorsport		Snr.358 Langenbacher,Marvin DEU Marvin Langenbacher		Snr.308 Voegeding,Paul DEU Mach1 Motorsport		Snr.324 Jaromin,David DEU AP-Racing		Snr.339 Walter,Luca DEU Luca Walter	
	theoretisch mögliche Bestzeit	Ziel	theoretisch mögliche Bestzeit	Ziel	theoretisch mögliche Bestzeit	Ziel	theoretisch mögliche Bestzeit	Ziel	theoretisch mögliche Bestzeit	Ziel	theoretisch mögliche Bestzeit	Ziel	theoretisch mögliche Bestzeit	Ziel
best	0:38,133	0:25,977	0:11,797	0:38,196	0:33,513	0:46,796	0:37,970	0:26,049	0:26,169	0:38,193	0:26,256	0:38,120	0:26,211	0:11,890
Runde 1	0:42,179	0:29,803	0:12,376	0:41,530	0:29,209	0:12,321	0:41,453	0:29,193	0:29,003	0:41,438	0:31,013	0:42,193	0:29,925	0:12,268
Runde 2	0:38,921	0:27,008	0:11,913	0:39,070	0:27,026	0:12,044	0:39,098	0:27,064	0:27,044	0:38,968	0:27,113	0:38,817	0:26,841	0:11,976
Runde 3	0:38,133	0:26,336	0:11,797	0:38,196	0:26,212	0:11,984	0:37,970	0:26,049	0:26,285	0:38,193	0:26,378	0:38,120	0:26,230	0:11,890
Runde 4	0:38,214	0:25,977	0:12,237	0:38,330	0:26,163	0:12,167	0:38,425	0:26,255	0:26,169	0:38,449	0:26,366	0:38,187	0:26,211	0:11,976
Runde 5	0:39,539	0:27,256	0:12,283	0:39,587	0:27,244	0:12,343	0:39,701	0:27,351	0:28,418	0:40,706	0:27,442	0:40,209	0:27,801	0:12,408
Runde 6	0:40,167	0:28,084	0:12,083	0:40,119	0:28,021	0:12,098	0:40,352	0:28,324	0:12,028	0:40,470	0:28,139	0:40,644	0:28,425	0:12,219
Runde 7	0:38,478	0:26,513	0:11,965	0:38,778	0:26,681	0:12,097	0:38,600	0:26,576	0:12,024	0:38,601	0:26,625	0:38,578	0:26,516	0:12,062
Runde 8	0:39,369	0:27,046	0:12,323	0:39,674	0:27,217	0:12,457	0:39,817	0:27,395	0:12,422	0:39,580	0:27,176	0:39,643	0:27,216	0:12,427
Runde 9	0:43,040	0:29,658	0:13,382	0:43,167	0:29,548	0:13,619	0:43,151	0:29,629	0:13,522	0:43,591	0:29,586	0:43,982	0:29,650	0:14,332
Runde 10	0:43,337	0:29,826	0:13,511	0:43,555	0:29,763	0:13,792	0:44,176	0:30,399	0:13,771	0:44,111	0:30,483	0:45,262	0:30,866	0:14,396
Runde 11	0:43,557	0:29,857	0:13,700	0:44,412	0:30,434	0:13,978	0:44,575	0:30,416	0:14,159	0:43,990	0:29,994	0:46,349	0:32,120	0:14,729
Runde 12	0:45,118	0:31,489	0:13,629	0:44,084	0:30,246	0:13,838	0:44,614	0:30,521	0:14,093	0:44,109	0:30,380	0:43,646	0:30,311	0:13,335
Runde 13	0:43,672	0:30,509	0:13,163	0:43,587	0:30,492	0:13,095	0:42,913	0:29,787	0:13,126	0:42,814	0:29,640	0:42,479	0:29,482	0:12,997
Runde 14	0:43,095	0:29,349	0:13,746	0:43,137	0:29,437	0:13,700	0:42,748	0:29,077	0:13,671	0:42,760	0:29,266	0:41,166	0:27,818	0:13,348
Runde 15	0:44,497	0:30,286	0:14,211	0:43,251	0:29,738	0:13,513	0:43,914	0:29,842	0:14,072	0:44,053	0:30,110	0:43,541	0:29,470	0:14,071
Runde 16	0:43,062	0:29,632	0:13,430	0:43,821	0:29,799	0:14,022	0:44,386	0:30,250	0:14,136	0:44,354	0:30,214	0:43,550	0:29,989	0:13,561
Runde 17	0:43,681	0:30,393	0:13,288	0:44,233	0:30,706	0:13,527	0:44,381	0:30,985	0:13,396	0:44,329	0:30,868	0:44,401	0:31,016	0:13,385
Runde 18	0:42,726	0:29,761	0:12,965	0:42,399	0:29,527	0:12,872	0:42,783	0:29,640	0:13,143	0:42,512	0:29,525	0:42,511	0:29,653	0:12,858
Runde 19	0:39,608	0:27,422	0:12,186	0:39,943	0:27,637	0:12,306	0:41,574	0:28,684	0:12,890	0:41,601	0:28,676	0:41,209	0:28,201	0:13,008
Runde 20	0:39,951	0:27,240	0:12,711	0:40,462	0:27,458	0:13,004	0:40,424	0:27,513	0:12,911	0:40,742	0:27,652	0:40,881	0:28,005	0:12,876
Runde 21	0:41,881	0:28,167	0:13,714	0:42,427	0:28,730	0:13,697	0:43,340	0:29,568	0:13,772	0:43,277	0:29,238	0:43,887	0:29,609	0:14,278
Runde 22	0:47,690	0:32,286	0:15,404	0:47,033	0:31,426	0:15,607	0:47,591	0:32,380	0:15,211	0:47,933	0:32,246	0:48,905	0:33,084	0:15,821
Runde 23	0:49,747	0:34,209	0:15,538	0:50,068	0:34,384	0:15,684	0:50,659	0:34,627	0:16,032	0:51,120	0:35,012	0:52,057	0:35,869	0:16,188

R 16 DSKG (KZ2) Finale

Die schnellsten Zeiten

Ort	Nr. Fahrername	Zeit	Streckentl.	Ø Speed
Ziel	319 Primm, Simon Connor	0:33,513	1018 m	109,4 km/h
Sektion 1	313 Träger, Tim	0:25,900	683 m	94,9 km/h
Sektion 2	325 Karlshøj, Lasse	0:11,797	335 m	102,2 km/h

	Smr.333 Feiler, Silas DEU Millennium Racing Team theoretisch mögliche Bestzeit 0:38,292		Smr.360 Rosenkranz, Chris Rene DEU KSM Official Racing Team theoretisch mögliche Bestzeit 0:38,078		Smr.341 Vlacic, Lukas DEU SRP Racing Team theoretisch mögliche Bestzeit 0:38,016		Smr.363 Witte, Yannik DEU SRP Racing Team theoretisch mögliche Bestzeit 0:37,787	
	Ziel	Sektion 2	Ziel	Sektion 2	Ziel	Sektion 2	Ziel	Sektion 2
best	0:38,562	0:26,397	0:11,895	0:11,866	0:38,078	0:26,212	0:11,866	0:37,892
Runde 1	0:43,093	0:30,681	0:12,412	0:13,056	0:44,385	0:31,327	0:13,056	0:42,894
Runde 2	0:39,144	0:27,142	0:12,002	0:12,089	0:39,287	0:27,198	0:12,089	0:39,079
Runde 3	0:38,562	0:26,667	0:11,895	0:11,866	0:38,078	0:26,212	0:11,866	0:37,892
Runde 4	0:39,103	0:26,397	0:12,706	0:12,346	0:38,585	0:26,239	0:12,346	0:38,081
Runde 5	0:39,327	0:27,161	0:12,166	0:12,222	0:39,086	0:26,864	0:12,222	0:39,229
Runde 6	0:40,676	0:28,506	0:12,170	0:12,272	0:40,613	0:28,341	0:12,272	0:40,404
Runde 7	0:39,378	0:27,253	0:12,125	0:12,354	0:39,369	0:27,015	0:12,354	0:38,608
Runde 8	0:39,522	0:27,308	0:12,214	0:12,222	0:39,694	0:27,472	0:12,222	0:39,709
Runde 9	0:42,681	0:29,096	0:13,585	0:13,188	0:42,666	0:29,478	0:13,188	0:43,919
Runde 10	0:44,483	0:30,593	0:13,890	0:13,821	0:44,891	0:31,070	0:13,821	0:44,776
Runde 11	0:45,897	0:31,900	0:13,997	0:14,152	0:45,393	0:31,241	0:14,152	0:44,416
Runde 12	0:44,301	0:30,914	0:13,387	0:13,458	0:44,003	0:30,545	0:13,458	0:43,381
Runde 13	0:42,776	0:29,920	0:12,856	0:12,830	0:42,730	0:29,900	0:12,830	0:43,381
Runde 14	0:42,984	0:29,326	0:13,658	0:13,705	0:43,130	0:29,425	0:13,705	0:43,381
Runde 15	0:43,730	0:30,035	0:13,695	0:13,518	0:43,711	0:30,193	0:13,518	0:43,381
Runde 16	0:44,607	0:30,679	0:13,928	0:14,086	0:44,217	0:30,131	0:14,086	0:43,381
Runde 17	0:43,681	0:30,406	0:13,275	0:13,202	0:43,506	0:30,304	0:13,202	0:43,381
Runde 18	0:42,212	0:29,310	0:12,902	0:12,388	0:41,446	0:29,058	0:12,388	0:43,381
Runde 19	0:39,864	0:27,515	0:12,349	0:12,439	0:40,684	0:28,245	0:12,439	0:43,381
Runde 20	0:40,920	0:27,615	0:13,305	0:13,198	0:41,566	0:28,368	0:13,198	0:43,381
Runde 21	0:43,496	0:29,199	0:14,297	0:14,323	0:43,540	0:29,217	0:14,323	0:43,381
Runde 22	0:50,429	0:34,313	0:16,116	0:16,409	0:50,394	0:33,985	0:16,409	0:43,381
Runde 23	0:53,932	0:37,318	0:16,614	0:16,529	0:55,517	0:38,988	0:16,529	0:43,381



10	328	SRP Racing Team JULIUS-BERNHART Jannik Startposition 19
9	313	Mach1 Motorsport TRÖGER Tim Startposition 17
8	334	A.K. Doorn DOORN Coen Startposition 15
7	324	AP-Racing JAROMIN David Startposition 13
6	362	Markus Rausch RAUSCH Markus Startposition 11
5	311	Bamberger Karttracing PREIBISCH Marius Startposition 9
4	341	SRP Racing Team VLADIC Lukas Startposition 7
3	336	Mach1 Motorsport SJÖGREN Tobias Startposition 5
2	358	Marvin Langenbacher LANGENBACHER Marvin Startposition 3
1	320	Mach1 Motorsport MÜLLER Julian Startposition 1

9	363	SRP Racing Team WITTE Yannik Startposition 18
8	360	KSM Official Racing Team ROSENKRANZ Chris Rene Startposition 16
7	333	Millennium Racing Team FELLER Silas Startposition 14
6	340	SRP Racing Team LUKASCHEWSKY Karl Startposition 12
5	339	Luca Walter WALTER Luca Startposition 10
4	361	BIREL ART RACING KSW LEHNER Franz Startposition 8
3	308	Mach1 Motorsport VOEGEDING Paul Startposition 6
2	325	LE Racing KARLSHØJ Lasse Startposition 4
1	319	Valier Motorsport PRIMM Simon Connor Startposition 2



Starting Grid R 16 DSKC (KZ2) Finale

Rennen 16

R 11 DSKC (KZ2) Pre-Finale B

Strecke / track: 1018m

fastest Lap Simon Connor PRIMM at: 0:37,212

started: 9 classified: 9 not classified: 0

Pos	Str. Nr.	Fahrer Driver	Nation	Bewerber / Sponsor	Nation	Lizenz R-Lizenz	Chassis / Motor / Reifen	Points	Runden Laps	Gesamtzeit Differenz	Abstand Gap	beste Runde best Lap	In R. in L.	Ø Geschw. Speed
1	319	PRIMM, Simon Connor	DEU	Valier Motorsport	DEU	IKC171081 KBF1063735	KR / TM Racing / Vega	15	20	12:32,995		0:37,212	18	97,3 km/h 98,5 km/h
2	325	KARLSHØJ, Lasse	DNK	LE Racing	DNK	40346 39981	Kosmic / TM Racing / Vega	12	20	12:33,964 0:00,969	0:00,969	0:37,273	15	97,2 km/h 98,3 km/h
3	308	VOEGEDING, Paul	DEU	Mach1 Motorsport	DEU	IKB1132472 KBF1005514	Mach 1 / TM Racing / Vega	10	20	12:36,301 0:03,306	0:02,337	0:37,323	9	96,9 km/h 98,2 km/h
4	361	LEHNER, Franz	AUT	BIREL ART RACING KSW	AUT	JK2150 102	BirelArt / TM Racing / Vega	*	20	12:36,672 0:03,677	0:00,371	0:37,235	9	96,9 km/h 98,4 km/h
5	339	WALTER, Luca	DEU	Luca Walter	DEU	IKC1140650 IKC1140650	Alpha Karting / TM Racing / Vega	9	20	12:37,220 0:04,225	0:00,548	0:37,371	9	96,8 km/h 98,1 km/h
6	340	LUKASCHEWSKY, Karl	DEU	SRP Racing Team	DEU	IKC1194842 KBF1156791	Maranello / TM Racing / Vega	8	20	12:42,449 0:09,454	0:05,229	0:37,475	11	96,1 km/h 97,8 km/h
7	333	FELLER, Silas	DEU	Millennium Racing Team	DEU	IKC1177256 KBF1095578	Tony Kart / Vortex / Vega	7	20	12:42,705 0:09,710	0:00,256	0:37,393	9	96,1 km/h 98 km/h
8	360	ROSENKRANZ, Chris Rene	DEU	KSM Official Racing Team	DEU	IKC1166624 1206274	Tony Kart / TM / Vega	*	20	12:45,646 0:12,651	0:02,941	0:37,605	10	95,7 km/h 97,5 km/h
9	363	WITTE, Yannik	DEU	SRP Racing Team	DEU	IKC1111841 1156791	Maranello / TM / Vega	*	13	8:15,192 7 R	7 R	0:37,272	8	96,2 km/h 98,3 km/h

Rennleitung: Wolfgang Rosteck Racedirektor: Uwe Fuchs

Sportkommissare: Nikolas Spaderna / Wolfgang Fritzensmeier / Ulrich Bell

Techn. Kommissare: H.-J. Dangers / A.Sengpiel / M. Grasshoff / C. Schmidt / D.Pietzko / S.Prodinger

Zeitnahme: KART-DATA timing service Franz Schieszler / Manuela Hintner

Zeitnahme / timekeeping

control *Schieszler*
Franz Schieszler

freigegeben: 11:40:46

R 11 DSKC (K22) Pre-Finale B

Fahrername Driver	Primm Simon Connor	Karlshøj Lasse	Voegeding Paul	Lehner Franz	Walter Luca	Lukaschewsky Karl	Feller Silas	Rosenkranz Chris Rene	Witte Yannik
schnellste Runde in Runde	0:37,212 Rn. 18	0:37,273 Rn. 15	0:37,323 Rn. 9	0:37,235 Rn. 9	0:37,371 Rn. 9	0:37,475 Rn. 11	0:37,393 Rn. 9	0:37,605 Rn. 10	0:37,272 Rn. 8
Speed	98,5 km/h	98,3 km/h	98,2 km/h	98,4 km/h	98,1 km/h	97,8 km/h	98,0 km/h	97,5 km/h	98,3 km/h
Lap 1	0:39,870	0:39,887	0:40,567	0:39,743	0:39,749	0:40,848	0:40,194	0:41,244	0:40,339
Lap 2	0:37,513	0:37,616	0:37,604	0:37,794	0:37,754	0:38,055	0:38,185	0:38,605	0:38,012
Lap 3	0:37,429	0:37,456	0:37,493	0:37,999	0:37,914	0:37,506	0:37,650	0:37,770	0:37,595
Lap 4	0:37,281	0:37,303	0:37,534	0:37,494	0:37,504	0:37,544	0:37,605	0:38,017	0:37,715
Lap 5	0:37,335	0:37,379	0:37,448	0:37,380	0:37,413	0:38,085	0:38,330	0:37,960	0:37,568
Lap 6	0:37,460	0:37,361	0:37,353	0:37,444	0:37,534	0:37,568	0:37,603	0:37,693	0:37,505
Lap 7	0:37,224	0:37,311	0:37,615	0:38,216	0:37,491	0:37,793	0:37,730	0:37,631	0:37,534
Lap 8	0:37,391	0:37,380	0:37,342	0:37,348	0:37,508	0:37,510	0:37,481	0:38,268	0:37,534
Lap 9	0:37,362	0:37,370	0:37,323	0:37,235	0:37,371	0:37,516	0:37,393	0:37,660	0:37,272
Lap 10	0:37,389	0:37,301	0:37,339	0:37,307	0:37,406	0:37,847	0:37,778	0:37,605	0:37,434
Lap 11	0:37,333	0:37,362	0:37,538	0:37,615	0:37,941	0:37,475	0:37,607	0:37,720	0:37,466
Lap 12	0:37,339	0:37,378	0:37,485	0:37,542	0:37,466	0:37,580	0:37,567	0:37,713	0:37,400
Lap 13	0:37,318	0:37,627	0:37,444	0:37,532	0:37,431	0:37,602	0:37,667	0:37,785	0:37,446
Lap 14	0:37,401	0:37,611	0:37,387	0:37,306	0:37,512	0:37,635	0:37,601	0:37,747	0:37,446
Lap 15	0:37,305	0:37,273	0:37,400	0:37,398	0:37,861	0:37,744	0:37,764	0:37,956	0:37,446
Lap 16	0:37,247	0:37,344	0:37,414	0:37,286	0:37,443	0:37,640	0:37,562	0:37,999	0:37,446
Lap 17	0:37,242	0:37,453	0:37,442	0:37,348	0:37,411	0:37,809	0:37,894	0:38,376	0:37,446
Lap 18	0:37,212	0:37,427	0:37,414	0:37,367	0:37,539	0:37,729	0:37,812	0:37,699	0:37,446
Lap 19	0:37,283	0:37,445	0:37,479	0:37,573	0:37,452	0:37,929	0:37,891	0:37,817	0:37,446
Lap 20	0:37,470	0:37,430	0:37,490	0:37,564	0:37,503	0:38,603	0:39,014	0:37,907	0:37,446

R 11 DSKC (K22) Pre-Finale B

Ziel		Sektion 1		Sektion 2	
Fahrername	Zeit	Fahrername	Zeit	Fahrername	Zeit
1 319 Primm,Simon Connor	0:37,212	319 Primm,Simon Connor	0:25,467	308 Voegeding,Paul	0:11,686
2 361 Lehner,Franz	0:37,235	361 Lehner,Franz	0:25,476	361 Lehner,Franz	0:11,688
3 363 Witte,Yannik	0:37,272	363 Witte,Yannik	0:25,532	325 Karlshøj,Lasse	0:11,705
4 325 Karlshøj,Lasse	0:37,273	325 Karlshøj,Lasse	0:25,545	319 Primm,Simon Connor	0:11,707
5 308 Voegeding,Paul	0:37,323	308 Voegeding,Paul	0:25,602	363 Witte,Yannik	0:11,713
6 339 Walter,Luca	0:37,371	340 Lukaschewsky,Karl	0:25,603	339 Walter,Luca	0:11,717
7 333 Feller,Silas	0:37,393	333 Feller,Silas	0:25,620	340 Lukaschewsky,Karl	0:11,748
8 340 Lukaschewsky,Karl	0:37,475	339 Walter,Luca	0:25,629	333 Feller,Silas	0:11,768
9 360 Rosenkranz,Chris Rene	0:37,605	360 Rosenkranz,Chris Rene	0:25,772	360 Rosenkranz,Chris Rene	0:11,810

R 11 DSKC (KZ2) Pre-Finale B

Die schnellsten Zeiten

Ort	Nr. Fahrername	Zeit	Streckentl.	Ø Speed
Ziel	319 Primm,Simon Connor	0:37,212	1018 m	98,5 km/h
Sektion 1	319 Primm,Simon Connor	0:25,467	683 m	96,5 km/h
Sektion 2	308 Voegeding,Paul	0:11,686	335 m	103,2 km/h

	Snr.319 Primm,Simon Connor DEU Valier Motorsport		Snr.325 Karlshøj,Lasse DNK LE Racing		Snr.308 Voegeding,Paul DEU Mach1 Motorsport		Snr.361 Lehmer,Franz AUT BIREL ART RACING KSW		Snr.339 Walter,Luca DEU Luca Walter		Snr.340 Lukaszewsky,Karl DEU SRP Racing Team		Snr.333 Feller,Silas DEU Millennium Racing Team	
	theoretisch mögliche Bestzeit	Ziel	theoretisch mögliche Bestzeit	Ziel	theoretisch mögliche Bestzeit	Ziel	theoretisch mögliche Bestzeit	Ziel	theoretisch mögliche Bestzeit	Ziel	theoretisch mögliche Bestzeit	Ziel	theoretisch mögliche Bestzeit	Ziel
best	0:37,212	0:25,467	0:11,707	0:37,273	0:25,545	0:11,705	0:37,250	0:37,273	0:25,545	0:11,705	0:37,273	0:25,603	0:11,686	0:37,393
Runde 1	0:39,870	0:27,978	0:11,892	0:39,887	0:28,724	0:11,863	0:39,743	0:28,824	0:11,925	0:39,749	0:28,824	0:11,935	0:28,913	0:40,194
Runde 2	0:37,513	0:25,746	0:11,767	0:37,616	0:25,808	0:11,796	0:37,794	0:25,976	0:11,778	0:37,754	0:25,976	0:11,778	0:25,682	0:38,185
Runde 3	0:37,429	0:25,683	0:11,746	0:37,456	0:25,709	0:11,784	0:37,999	0:26,099	0:11,815	0:37,914	0:26,099	0:11,815	0:25,506	0:37,650
Runde 4	0:37,281	0:25,548	0:11,733	0:37,303	0:25,584	0:11,719	0:37,494	0:25,706	0:11,798	0:37,504	0:25,706	0:11,798	0:25,796	0:37,605
Runde 5	0:37,335	0:25,535	0:11,800	0:37,379	0:25,689	0:11,759	0:37,380	0:25,634	0:11,779	0:37,413	0:25,634	0:11,779	0:25,758	0:38,330
Runde 6	0:37,460	0:25,545	0:11,915	0:37,361	0:25,609	0:11,752	0:37,444	0:25,750	0:11,784	0:37,534	0:25,750	0:11,784	0:25,802	0:37,603
Runde 7	0:37,224	0:25,517	0:11,707	0:37,311	0:25,581	0:11,730	0:37,380	0:25,689	0:11,802	0:37,491	0:25,689	0:11,802	0:26,016	0:37,730
Runde 8	0:37,391	0:25,640	0:11,751	0:37,380	0:25,600	0:11,780	0:37,348	0:25,746	0:11,746	0:37,508	0:25,746	0:11,746	0:25,603	0:37,481
Runde 9	0:37,362	0:25,530	0:11,832	0:37,370	0:25,590	0:11,780	0:37,323	0:25,629	0:11,759	0:37,371	0:25,629	0:11,759	0:25,720	0:37,393
Runde 10	0:37,389	0:25,610	0:11,779	0:37,301	0:25,596	0:11,705	0:37,307	0:25,583	0:11,724	0:37,406	0:25,583	0:11,724	0:25,633	0:37,778
Runde 11	0:37,333	0:25,604	0:11,729	0:37,362	0:25,606	0:11,756	0:37,615	0:25,725	0:11,813	0:37,941	0:25,725	0:11,813	0:25,637	0:37,607
Runde 12	0:37,339	0:25,610	0:11,729	0:37,378	0:25,614	0:11,764	0:37,542	0:25,740	0:11,745	0:37,466	0:25,740	0:11,745	0:25,668	0:37,567
Runde 13	0:37,318	0:25,537	0:11,781	0:37,627	0:25,652	0:11,975	0:37,532	0:25,664	0:11,780	0:37,431	0:25,664	0:11,780	0:25,763	0:37,667
Runde 14	0:37,401	0:25,581	0:11,820	0:37,611	0:25,774	0:11,837	0:37,306	0:25,612	0:11,775	0:37,512	0:25,726	0:11,786	0:25,751	0:37,601
Runde 15	0:37,305	0:25,488	0:11,817	0:37,273	0:25,545	0:11,728	0:37,398	0:25,640	0:11,760	0:37,861	0:26,138	0:11,723	0:25,763	0:37,764
Runde 16	0:37,247	0:25,467	0:11,780	0:37,344	0:25,585	0:11,759	0:37,286	0:25,623	0:11,791	0:37,443	0:25,705	0:11,738	0:25,785	0:37,562
Runde 17	0:37,242	0:25,508	0:11,734	0:37,453	0:25,644	0:11,809	0:37,348	0:25,633	0:11,715	0:37,411	0:25,644	0:11,767	0:25,927	0:37,894
Runde 18	0:37,212	0:25,478	0:11,734	0:37,427	0:25,661	0:11,766	0:37,367	0:25,672	0:11,742	0:37,539	0:25,764	0:11,775	0:25,903	0:37,812
Runde 19	0:37,283	0:25,514	0:11,769	0:37,445	0:25,651	0:11,794	0:37,573	0:25,732	0:11,747	0:37,452	0:25,722	0:11,730	0:26,107	0:37,891
Runde 20	0:37,470	0:25,668	0:11,802	0:37,430	0:25,615	0:11,815	0:37,564	0:25,672	0:11,818	0:37,503	0:25,786	0:11,717	0:26,559	0:39,014

R 11 DSKC (KZ2) Pre-Finale B

Die schnellsten Zeiten

Ort	Nr. Fahrername	Zeit	Streckentl.	Ø Speed
Ziel	319 Primm,Simon Connor	0:37,212	1018 m	98,5 km/h
Sektion 1	319 Primm,Simon Connor	0:25,467	683 m	96,5 km/h
Sektion 2	308 Voegeding,Paul	0:11,686	335 m	103,2 km/h

	Snr.360 Rosenkranz,Chris Rene DEU		Snr.363 Witte,Yannik DEU		Ziel	Sektion 1	Sektion 2	Ziel	Sektion 1	Sektion 2	Ziel	Sektion 1	Sektion 2
	Ziel	Sektion 1	Sektion 2	Ziel									
best	0:37,605	0:25,772	0:11,810	0:37,272	0:25,532	0:11,713							
Runde 1	0:41,244			0:40,339									
Runde 2	0:38,605			0:38,012									
Runde 3	0:37,770	0:25,870	0:11,900	0:37,595									
Runde 4	0:38,017	0:25,916	0:12,101	0:37,715	0:25,935	0:11,780							
Runde 5	0:37,960	0:26,026	0:11,934	0:37,568	0:25,716	0:11,852							
Runde 6	0:37,693	0:25,864	0:11,829	0:37,505	0:25,713	0:11,792							
Runde 7	0:37,631	0:25,821	0:11,810	0:37,534	0:25,768	0:11,766							
Runde 8	0:38,268	0:25,890	0:12,378	0:37,272	0:25,552	0:11,720							
Runde 9	0:37,660	0:25,772	0:11,888	0:37,293	0:25,532	0:11,761							
Runde 10	0:37,605	0:25,775	0:11,830	0:37,434	0:25,721	0:11,713							
Runde 11	0:37,720	0:25,842	0:11,878	0:37,466	0:25,662	0:11,804							
Runde 12	0:37,713	0:25,797	0:11,916	0:37,400	0:25,596	0:11,804							
Runde 13	0:37,785	0:25,850	0:11,935	0:37,446	0:25,681	0:11,765							
Runde 14	0:37,747	0:25,820	0:11,927										
Runde 15	0:37,956	0:26,029	0:11,927										
Runde 16	0:37,999	0:26,022	0:11,977										
Runde 17	0:38,376	0:26,050	0:12,326										
Runde 18	0:37,699	0:25,822	0:11,877										
Runde 19	0:37,817	0:25,912	0:11,905										
Runde 20	0:37,907	0:26,044	0:11,863										

R 10 DSKC (KZ2) Pre-Finale A

Strecke / track: 1018m

fastest Lap Jannik JULIUS-BERNHART at: 0:37,338

started: 10 classified: 9 not classified: 1 excluded: 1

Pos	St. Nr.	Fahrer Driver	Nation	Bewerber / Sponsor	Nation	Lizenz	Chassis / Motor / Reifen	Points	Penalty	Runden Laps	Gesamtzeit Differenz	Abstand Gap	beste Runde best Lap	in R. in L.	o Geschw. Speed
1	320	MÜLLER, Julian	DEU	Mach1 Motorsport	DEU	IKC1137671 KBF1005514	Mach 1 / TM Racing / Vega	15		20	13:43,735		0:37,503	10	89 km/h 97,7 km/h
2	358	LANGENBACHER, Marvin	DEU	Marvin Langenbacher	DEU	1152544 1152544	CRG / TM / Vega	*		20	13:43,982 0:00,247	0:00,247	0:37,605	10	89 km/h 97,9 km/h
3	336	SJÖGREN, Tobias	SWE	Mach1 Motorsport	DEU	27620 KBF1005514	Mach 1 / TM Racing / Vega	12		20	13:44,217 0:00,482	0:00,235	0:37,437	17	88,9 km/h 97,8 km/h
4	341	VLADIC, Lukas	DEU	SRP Racing Team	DEU	IKC1191160 KBF1156791	Maranello / TM Racing / Vega	10		20	13:47,588 0:03,853	0:03,371	0:37,472	10	88,6 km/h 97,8 km/h
5	311	PREIBISCH, Marius	DEU	Bamberger Karttracing	DEU	IKC1181135 KBF1197896	Lenzokart / LKE / Vega	9		20	13:50,916 0:07,181	0:03,328	0:37,912	11	88,2 km/h 96,7 km/h
6	362	RAUSCH, Markus	DEU	Markus Rausch	DEU	IKC1057974 1057974	Maranello / TM / Vega	*		20	13:54,539 0:10,804	0:03,623	0:37,991	9	87,8 km/h 96,5 km/h
7	324	JAROMIN, David	DEU	AP-Racing	DEU	IKC1176826 KBF1205799	Birel Art / TM Racing / Vega	8		3	2:11,037 17 R	17 R	0:40,061	3	83,9 km/h 91,5 km/h
8	334	DOORN, Coen	NLD	A.K. Doorn	NLD	40347 42349	Kart Republic / TM Racing / Vega	7		2	1:22,296 18 R	1 R	0:38,472	2	89,1 km/h 95,3 km/h
9	313	TRÖGER, Tim	DEU	Mach1 Motorsport	DEU	IKC1132554 KBF1005514	Mach 1 / TM Racing / Vega	6		2	1:22,428 18 R	0:00,132	0:38,347	2	88,9 km/h 95,6 km/h
the following drivers are disqualified															
DSQ	328	JULIUS-BERNHART, Jannik	DEU	SRP Racing Team	DEU	IKC1163143 KBF1156791	Maranello / TM Racing / Vega		5 sec.	DSQ	disqualified				

StNr. 328 5 sec penalty Frontfairing

StNr. 328 Disqualifikation from the Pre-Final

Rennleitung: Wolfgang Rosteck Racedirektor: Uwe Fuchs

Sportkommissare: Nikolas Spaderna / Wolfgang Fritzensmeier / Ulrich Bell

Techn. Kommissare: H.-J. Dangers / A.Sengpiel / M. Grasshoff / C. Schmidt / D.Pietzko / S.Prodinger

Zeitnahme: KART-DATA timing service Franz Schieszler / Manuela Hintner

Zeitnahme / timekeeping

control *Schieszler*
Franz Schieszler

freigegeben: 11:04:28

R 10 DSKC (KZ2) Pre-Finale A

Fahrername Driver	Müller Julian	Langenbacher Marvin	Stögren Tobias	Vladic Lukas	Julius-Bernhart Jannik	Preibisch Marius	Rausch Markus	Jaromin David	Doorn Coen	Tröger Tim
schnellste Runde in Runde	0:37,503 Rn. 10	0:37,605 Rn. 10	0:37,437 Rn. 17	0:37,472 Rn. 10	0:37,338 Rn. 11	0:37,912 Rn. 11	0:37,991 Rn. 9	0:40,061 Rn. 3	0:38,472 Rn. 2	0:38,347 Rn. 2
Speed	97,7 km/h	97,5 km/h	97,9 km/h	97,8 km/h	98,2 km/h	96,7 km/h	96,5 km/h	91,5 km/h	95,3 km/h	95,6 km/h
Lap 1	0:41,340	0:41,019	0:48,305	0:41,733	0:47,802	0:42,015	0:45,018	0:46,195	0:40,496	0:41,048
Lap 2	0:38,268	0:38,154	0:39,178	0:38,670	0:39,335	0:38,598	0:39,771	0:41,387	0:38,472	0:38,347
Lap 3	0:37,965	0:37,924	0:38,561	0:38,146	0:39,006	0:38,643	0:39,378	0:40,061		
Lap 4	0:49,163	0:49,283	0:43,801	0:47,661	0:43,811	0:47,531	0:44,413	0:40,061		
Lap 5	1:06,264	1:06,334	1:04,664	1:06,504	1:04,714	1:06,143	1:04,856			
Lap 6	0:59,262	0:59,074	0:58,196	0:58,800	0:57,964	0:58,599	0:58,252			
Lap 7	0:38,413	0:38,484	0:38,439	0:38,641	0:38,511	0:38,955	0:39,608			
Lap 8	0:37,763	0:37,801	0:38,022	0:38,055	0:37,894	0:38,042	0:38,236			
Lap 9	0:37,629	0:37,674	0:37,630	0:37,612	0:38,151	0:38,906	0:37,991			
Lap 10	0:37,503	0:37,605	0:37,482	0:37,472	0:37,473	0:38,018	0:38,158			
Lap 11	0:37,704	0:37,608	0:37,464	0:37,740	0:37,338	0:37,912	0:38,211			
Lap 12	0:37,788	0:37,769	0:37,587	0:37,789	0:37,362	0:38,159	0:38,374			
Lap 13	0:37,765	0:37,770	0:37,989	0:37,788	0:37,850	0:38,220	0:38,458			
Lap 14	0:37,687	0:37,727	0:37,537	0:38,304	0:38,655	0:38,199	0:38,204			
Lap 15	0:37,610	0:37,681	0:37,518	0:37,951	0:38,064	0:38,222	0:38,267			
Lap 16	0:37,613	0:37,641	0:37,452	0:37,724	0:37,490	0:38,135	0:38,138			
Lap 17	0:37,655	0:37,645	0:37,437	0:38,031	0:37,666	0:38,183	0:39,071			
Lap 18	0:37,560	0:37,642	0:37,673	0:38,840	0:37,812	0:38,018	0:38,659			
Lap 19	0:37,807	0:37,685	0:37,626	0:38,093	0:37,368	0:38,002	0:38,351			
Lap 20	0:37,818	0:37,720	0:37,834	0:37,798	0:37,474	0:38,038	0:38,631			

R 10 DSKC (KZ2) Pre-Finale A

Ziel		Sektion 1		Sektion 2	
Fahrername	Zeit	Fahrername	Zeit	Fahrername	Zeit
1 328 Julius-Bernhart,Jannik	0:37,338	328 Julius-Bernhart,Jannik	0:25,645	328 Julius-Bernhart,Jannik	0:11,659
2 336 Sjögren,Tobias	0:37,437	336 Sjögren,Tobias	0:25,686	341 Vladic,Lukas	0:11,737
3 341 Vladic,Lukas	0:37,472	320 Müller,Julian	0:25,713	336 Sjögren,Tobias	0:11,738
4 320 Müller,Julian	0:37,503	341 Vladic,Lukas	0:25,735	358 Langenbacher,Marvin	0:11,782
5 358 Langenbacher,Marvin	0:37,605	358 Langenbacher,Marvin	0:25,787	362 Rausch,Markus	0:11,789
6 311 Preibisch,Marius	0:37,912	311 Preibisch,Marius	0:25,993	320 Müller,Julian	0:11,790
7 362 Rausch,Markus	0:37,991	362 Rausch,Markus	0:26,150	311 Preibisch,Marius	0:11,919
8 313 Tröger,Tim	0:38,347	313 Tröger,Tim	0:26,229	334 Doorn,Coen	0:12,042
9 334 Doorn,Coen	0:38,472	334 Doorn,Coen	0:26,323	313 Tröger,Tim	0:12,118
10 324 Jaromin,David	0:40,061	324 Jaromin,David	0:27,874	324 Jaromin,David	0:12,187

Reg.-No. K-11952/20

R 10 DSKG (KZ2) Pre-Finale A

Die schnellsten Zeiten

Ort	Nr. Fahrername	Zeit	Streckentl.	Ø Speed
Ziel	328 Julius-Bernhart,,Jannik	0:37,338	1018 m	98,2 km/h
Sektion 1	328 Julius-Bernhart,,Jannik	0:25,645	683 m	95,9 km/h
Sektion 2	328 Julius-Bernhart,,Jannik	0:11,659	335 m	103,4 km/h

	Snr.320 Müller,,Julian DEU Mach1 Motorsport		Snr.358 Langenbacher,,Marvin DEU Marvin Langenbacher		Snr.336 Sjögren,,Tobias SWE Mach1 Motorsport		Snr.328 Julius-Bernhart,,Jannik DEU SRP Racing Team		Snr.341 Vliadic,,Lukas DEU SRP Racing Team		Snr.311 Preibisch,,Marius DEU Bamberger Karttracing		Snr.362 Rausch,,Markus DEU Markus Rausch					
	theoretisch mögliche Bestzeit	Ziel	theoretisch mögliche Bestzeit	Ziel	theoretisch mögliche Bestzeit	Ziel	theoretisch mögliche Bestzeit	Ziel	theoretisch mögliche Bestzeit	Ziel	theoretisch mögliche Bestzeit	Ziel	theoretisch mögliche Bestzeit	Ziel				
best	0:37,503	0:25,713	0:11,790	0:37,605	0:25,787	0:11,782	0:37,437	0:25,686	0:11,738	0:37,472	0:25,735	0:11,737	0:37,912	0:25,993	0:11,919	0:37,991	0:26,150	0:11,789
Runde 1	0:41,340	0:29,143	0:12,197	0:41,019	0:28,857	0:12,162	0:48,305	0:35,210	0:13,095	0:41,733	0:29,686	0:12,047	0:42,015	0:29,686	0:12,329	0:45,018	0:31,961	0:13,057
Runde 2	0:38,268	0:26,183	0:12,085	0:38,154	0:26,161	0:11,993	0:39,178	0:27,056	0:12,122	0:38,670	0:26,575	0:12,095	0:38,598	0:26,569	0:12,029	0:39,771	0:27,529	0:12,242
Runde 3	0:37,965	0:25,922	0:12,043	0:37,924	0:26,076	0:11,848	0:38,561	0:26,693	0:11,868	0:38,146	0:26,108	0:12,038	0:38,643	0:26,623	0:12,020	0:39,378	0:27,208	0:12,170
Runde 4	0:49,163	0:28,058	0:21,105	0:49,283	0:28,308	0:20,975	0:43,801	0:28,957	0:14,844	0:47,661	0:27,997	0:19,664	0:47,531	0:27,987	0:19,544	0:44,413	0:29,460	0:14,953
Runde 5	1:06,264	0:46,635	0:19,629	1:06,334	0:46,799	0:19,535	1:04,664	0:45,317	0:19,347	1:06,504	0:46,872	0:19,632	1:06,143	0:46,706	0:19,437	1:04,856	0:45,402	0:19,454
Runde 6	0:59,262	0:41,741	0:17,521	0:59,074	0:41,654	0:17,420	0:58,196	0:42,508	0:15,688	0:58,800	0:41,416	0:17,384	0:58,599	0:41,721	0:16,878	0:58,252	0:42,020	0:16,232
Runde 7	0:38,413	0:26,493	0:11,920	0:38,484	0:26,644	0:11,840	0:38,439	0:26,467	0:11,972	0:38,641	0:26,663	0:11,978	0:38,955	0:26,932	0:12,023	0:39,608	0:27,709	0:11,899
Runde 8	0:37,763	0:25,915	0:11,848	0:37,801	0:26,004	0:11,797	0:38,022	0:26,160	0:11,862	0:37,894	0:26,067	0:11,827	0:38,055	0:26,065	0:11,990	0:38,042	0:26,094	0:11,948
Runde 9	0:37,629	0:25,826	0:11,803	0:37,674	0:25,883	0:11,791	0:37,630	0:25,863	0:11,767	0:38,151	0:26,434	0:11,717	0:38,612	0:25,817	0:11,795	0:38,906	0:26,970	0:11,936
Runde 10	0:37,503	0:25,713	0:11,790	0:37,605	0:25,800	0:11,805	0:37,482	0:25,696	0:11,786	0:37,473	0:25,754	0:11,719	0:37,472	0:25,735	0:11,737	0:38,018	0:26,044	0:11,974
Runde 11	0:37,704	0:25,858	0:11,846	0:37,608	0:25,826	0:11,782	0:37,464	0:25,701	0:11,763	0:37,740	0:25,974	0:11,766	0:37,912	0:25,993	0:11,919	0:38,211	0:26,422	0:11,789
Runde 12	0:37,788	0:25,972	0:11,816	0:37,769	0:25,922	0:11,847	0:37,587	0:25,822	0:11,765	0:37,789	0:25,953	0:11,836	0:38,159	0:26,180	0:11,979	0:38,374	0:26,442	0:11,932
Runde 13	0:37,765	0:25,908	0:11,857	0:37,770	0:25,954	0:11,816	0:37,989	0:26,195	0:11,794	0:37,788	0:25,988	0:11,800	0:38,220			0:38,458	0:26,315	0:12,143
Runde 14	0:37,687	0:25,831	0:11,856	0:37,727	0:25,877	0:11,850	0:37,537	0:25,694	0:11,843	0:38,304	0:25,856	0:12,448	0:38,199	0:26,179	0:12,020	0:38,204	0:26,325	0:11,879
Runde 15	0:37,610	0:25,768	0:11,842	0:37,681	0:25,846	0:11,835	0:37,518	0:25,709	0:11,809	0:37,951	0:26,116	0:11,835	0:38,222	0:26,223	0:11,999	0:38,267	0:26,348	0:11,919
Runde 16	0:37,613	0:25,763	0:11,850	0:37,641	0:25,822	0:11,819	0:37,452	0:25,714	0:11,738	0:37,724	0:25,872	0:11,852	0:38,135	0:26,142	0:11,993	0:38,138	0:26,231	0:11,907
Runde 17	0:37,655	0:25,801	0:11,854	0:37,645	0:25,832	0:11,813	0:37,437	0:25,686	0:11,751	0:37,666	0:25,884	0:11,782	0:38,031	0:25,893	0:12,138	0:39,071	0:26,707	0:12,364
Runde 18	0:37,560	0:25,740	0:11,820	0:37,642	0:25,787	0:11,855	0:37,673	0:25,858	0:11,815	0:38,840	0:25,978	0:12,862	0:38,840	0:25,978	0:12,862	0:38,659	0:26,677	0:11,982
Runde 19	0:37,807	0:25,898	0:11,909	0:37,685	0:25,871	0:11,814	0:37,626	0:25,852	0:11,774	0:38,093	0:26,209	0:11,884	0:38,002	0:26,048	0:11,954	0:38,351	0:26,372	0:11,979
Runde 20	0:37,818	0:25,910	0:11,908	0:37,720	0:25,874	0:11,846	0:37,834	0:25,843	0:11,991	0:37,798	0:25,858	0:11,940	0:38,038	0:26,092	0:11,946	0:38,631	0:26,627	0:12,004



4th round
16-18/10

DMSB
ADAC KARTRENNEN OSCHERSLEBEN

DEUTSCHE KART-MEISTERSCHAFT 2020
incl. **DKM**

Reg.-No. K-11952/20

R 10 DSKG (KZ2) Pre-Finale A

Die schnellsten Zeiten			
Ort	Nr. Fahrername	Zeit	Streckentl. ø Speed
Ziel	328 Julius-Bernhart,Jannik	0:37,338	1018 m 98,2 km/h
Sektion 1	328 Julius-Bernhart,Jannik	0:25,645	683 m 95,9 km/h
Sektion 2	328 Julius-Bernhart,Jannik	0:11,659	335 m 103,4 km/h

	Stnr.324 Jaromin,David DEU AP-Racing	Stnr.334 Doorn,Coen NLD A.K. Doorn	Stnr.313 Tröger,Tim DEU Mach1 Motorsport	Ziel	Sektion 1	Sektion 2	Ziel	Sektion 1	Sektion 2	Ziel	Sektion 1	Sektion 2
best	theoretisch mögliche Bestzeit 0:40,061	theoretisch mögliche Bestzeit 0:38,365	theoretisch mögliche Bestzeit 0:38,347	Ziel	Sektion 1	Sektion 2	Ziel	Sektion 1	Sektion 2	Ziel	Sektion 1	Sektion 2
Runde 1	0:40,061 0:27,874 0:12,187	0:38,472 0:26,323 0:12,042	0:38,347 0:26,229 0:12,118	0:46,195 0:32,490 0:13,705	0:41,387 0:28,269 0:13,118	0:40,061 0:27,874 0:12,187	0:41,048 0:28,813 0:12,235	0:38,347 0:26,229 0:12,118	0:31,963			
Runde 2												
Runde 3												
Runde 4												

Warm Up Pre-Finale DSKC (KZ2)

Strecke / track: 1018m

started: 19 classified: 19 not classified: 0

Pos	Stf. Nr.	Fahrer Driver	Nation	Bewerber / Sponsor	Nation	Lizenz R-Lizenz	Chassis / Motor / Reifen	Runden Laps	Differenz	Abstand Gap	beste Runde best Lap	in R. in L.	Geschw. Speed
1	319	PRIMM, Simon Connor	DEU	Valier Motorsport	DEU	IKC171081 KBF1063735	KR / TM Racing / Vega	14			0:38,450	13	95,3 km/h
2	325	KARLSHØJ, Lasse	DNK	LE Racing	DNK	40346 39981	Kosmic / TM Racing / Vega	13	0:00,023	0:00,023	0:38,473	11	95,3 km/h
3	320	MÜLLER, Julian	DEU	Mach1 Motorsport	DEU	IKC1137671 KBF1005514	Mach 1 / TM Racing / Vega	13	0:00,030	0:00,007	0:38,480	11	95,2 km/h
4	336	SJÖGREN, Tobias	SWE	Mach1 Motorsport	DEU	27620 KBF1005514	Mach 1 / TM Racing / Vega	13	0:00,089	0:00,059	0:38,539	12	95,1 km/h
5	308	VOEGEDING, Paul	DEU	Mach1 Motorsport	DEU	IKB1132472 KBF1005514	Mach 1 / TM Racing / Vega	13	0:00,152	0:00,063	0:38,602	11	94,9 km/h
6	313	TRÖGER, Tim	DEU	Mach1 Motorsport	DEU	IKC1132554 KBF1005514	Mach 1 / TM Racing / Vega	13	0:00,198	0:00,046	0:38,648	13	94,8 km/h
7	340	LUKASCHEWSKY, Karl	DEU	SRP Racing Team	DEU	IKC1194842 KBF1095578	Maranello / TM Racing / Vega	14	0:00,295	0:00,097	0:38,745	11	94,6 km/h
8	333	FELLER, Silas	DEU	Millennium Racing Team	DEU	IKC1177256 KBF1095578	Tony Kart / Vortex / Vega	13	0:00,322	0:00,027	0:38,772	12	94,5 km/h
9	339	WALTER, Luca	DEU	Luca Walter	DEU	IKC1140650 IKC1140650	Alpha Karting / TM Racing / Vega	14	0:00,433	0:00,111	0:38,883	14	94,3 km/h
10	358	LANGENBACHER, Marvin	DEU	Marvin Langenbacher	DEU	1152544 1152544	CRG / TM / Vega	14	0:00,434	0:00,001	0:38,884	14	94,2 km/h
11	361	LEHNER, Franz	AUT	BIREL ART RACING KSW	AUT	JK2150 102	BirelArt / TM Racing / Vega	13	0:00,442	0:00,008	0:38,892	13	94,2 km/h
12	328	JULIUS-BERNHART, Janni	DEU	SRP Racing Team	DEU	IKC1163143 KBF1156791	Maranello / TM Racing / Vega	13	0:00,483	0:00,041	0:38,933	10	94,1 km/h
13	324	JAROMIN, David	DEU	AP-Racing	DEU	IKC1176826 KBF1205799	Birel Art / TM Racing / Vega	13	0:00,527	0:00,044	0:38,977	11	94,0 km/h
14	363	WITTE, Yannik	DEU	SRP Racing Team	DEU	IKC1111841 1156791	Maranello / TM / Vega	14	0:00,591	0:00,064	0:39,041	10	93,9 km/h
15	334	DOORN, Coen	NLD	A.K. Doorn	NLD	40347 42349	Kart Republic / TM Racing / Vega	13	0:00,770	0:00,179	0:39,220	12	93,4 km/h
16	360	ROSENKRANZ, Chris Rene	DEU	KSM Official Racing Team	DEU	IKC1166624 1206274	Tony Kart / TM / Vega	14	0:00,921	0:00,151	0:39,371	12	93,1 km/h
17	341	VLADIC, Lukas	DEU	SRP Racing Team	DEU	IKC1191160 KBF1156791	Maranello / TM Racing / Vega	13	0:01,702	0:00,781	0:40,152	8	91,3 km/h
18	362	RAUSCH, Markus	DEU	Markus Rausch	DEU	IKC1057974 1057974	Maranello / TM / Vega	14	0:01,777	0:00,075	0:40,227	9	91,1 km/h
19	311	PREIBISCH, Marius	DEU	Bamberger Karttracing	DEU	IKC1181135 KBF1197896	Lenzokart / LKE / Vega	5	0:04,178	0:02,401	0:42,628	3	86,0 km/h

Rennleitung: Wolfgang Rosteck Racedirektor: Uwe Fuchs

Sportkommissare: Nikolas Spaderna / Wolfgang Fritzensmeier / Ulrich Bell

Techn. Kommissare: H.-J. Dangers / A.Sengpiel / M. Grasshoff / C. Schmidt / D.Pietzko / S.Prodinger

Zeitnahme: KART-DATA timing service Franz Schieszler / Manuela Hintner

Warm Up Pre-Finale DSKC (KZ2)

Fahrername Driver	Primm Simon Connor	Karlshøj Lasse	Müller Julian	Stögren Tobias	Voegeding Paul	Tröger Tim	Lukaschewsky Karl	Feller Silas	Walter Luca	Langenbacher Marvin	Lehner Franz	Julius-Bernhart Jannik
schnellste Runde in Runde	0:38,450 Rn. 13	0:38,473 Rn. 11	0:38,480 Rn. 11	0:38,539 Rn. 12	0:38,602 Rn. 11	0:38,648 Rn. 13	0:38,745 Rn. 11	0:38,772 Rn. 12	0:38,883 Rn. 14	0:38,884 Rn. 14	0:38,892 Rn. 13	0:38,933 Rn. 10
Speed	95,3 km/h	95,3 km/h	95,2 km/h	95,1 km/h	94,9 km/h	94,8 km/h	94,6 km/h	94,5 km/h	94,3 km/h	94,2 km/h	94,2 km/h	94,1 km/h
Lap 1	0:57,709	1:04,498	1:00,478	1:00,836	0:56,701	0:56,825	1:01,473	0:59,647	1:01,379	0:58,111	1:01,160	1:00,123
Lap 2	0:48,149	0:52,895	0:52,505	0:50,609	0:48,481	1:00,242	0:50,926	0:55,254	0:51,311	0:49,813	0:53,319	0:50,921
Lap 3	0:42,130	0:45,464	0:47,542	0:48,142	0:44,837	0:44,702	0:44,563	0:43,517	0:43,175	0:43,553	0:45,056	0:46,584
Lap 4	0:40,465	0:43,062	0:41,641	0:41,295	0:41,671	0:39,793	0:41,509	0:41,354	0:41,867	0:42,053	0:42,635	0:42,430
Lap 5	0:39,410	0:45,171	0:41,141	0:41,263	0:42,483	0:44,511	0:40,946	0:40,493	0:41,588	0:40,691	0:43,569	0:41,991
Lap 6	0:39,377	0:44,247	0:41,377	0:40,492	0:40,458	0:39,636	0:41,107	0:41,610	0:43,606	0:41,283	0:41,031	0:40,976
Lap 7	0:38,928	0:40,028	0:40,406	0:41,665	0:39,348	0:38,998	0:39,848	0:39,697	0:40,085	0:40,160	0:40,184	0:40,346
Lap 8	0:38,777	0:38,893	0:39,068	0:39,328	0:39,170	0:38,858	0:39,466	0:39,190	0:40,713	0:39,306	0:39,510	0:39,640
Lap 9	0:38,804	0:39,425	0:46,087	0:40,155	0:39,198	0:38,891	0:40,326	0:43,161	0:40,705	0:39,361	0:40,028	0:40,200
Lap 10	0:38,851	0:38,922	0:38,687	0:39,302	0:38,746	0:38,811	0:39,350	0:39,195	0:39,611	0:39,972	0:39,124	0:38,933
Lap 11	0:38,731	0:38,473	0:38,480	0:38,900	0:38,602	0:40,338	0:38,745	0:39,234	0:39,284	0:40,529	0:39,600	0:49,982
Lap 12	0:38,497	0:39,448	0:38,574	0:38,539	0:40,385	0:38,950	0:39,959	0:38,772	0:38,992	0:39,551	0:39,483	0:40,219
Lap 13	0:38,450	0:39,094	0:38,579	0:40,118	0:38,999	0:38,648	0:39,314	0:39,476	0:39,171	0:39,301	0:38,892	0:39,228
Lap 14	0:38,661						0:38,830		0:38,883	0:38,884		

Warm Up Pre-Finale DSKC (KZ2)

Fahrername Driver	Jaromin David	Witte Yannik	Doorn Coen	Rosenkranz Chris Rene	Vladic Lukas	Rausch Markus	Preibisch Marius
schnellste Runde in Runde	0:38,977 Rn. 11	0:39,041 Rn. 10	0:39,220 Rn. 12	0:39,371 Rn. 12	0:40,152 Rn. 8	0:40,227 Rn. 9	0:42,628 Rn. 3
Speed	94,0 km/h	93,9 km/h	93,4 km/h	93,1 km/h	91,3 km/h	91,1 km/h	86,0 km/h
Lap 1	0:57,960	1:01,688	0:59,752	1:04,467	0:58,175	0:56,934	1:00,655
Lap 2	0:46,580	0:50,688	0:50,509	0:49,036	0:50,217	0:45,465	0:51,204
Lap 3	0:42,819	0:43,876	0:43,793	0:45,489	0:43,766	0:43,237	0:42,628
Lap 4	0:41,097	0:42,100	0:40,624	0:43,312	0:41,874	0:41,712	0:44,966
Lap 5	0:40,347	0:40,483	0:40,500	0:42,213	0:41,540	0:42,001	0:51,043
Lap 6	0:39,999	0:41,339	0:41,306	0:41,432	0:42,441	0:41,316	
Lap 7	0:40,815	0:39,911	0:39,530	0:41,325	0:40,481	0:40,807	
Lap 8	0:45,714	0:39,968	0:39,297	0:39,581	0:40,152	0:40,553	
Lap 9	0:39,472	0:39,128	0:39,730	0:39,420	0:41,176	0:40,227	
Lap 10	0:38,979	0:39,041	0:39,919	0:39,373	0:40,961	0:40,346	
Lap 11	0:38,977	0:41,255	0:39,686	0:39,464	0:50,495	0:40,359	
Lap 12	0:39,097	0:40,185	0:39,220	0:39,371	0:42,301	0:40,417	
Lap 13	0:41,101	0:39,427	0:39,725	0:39,583	0:40,969	0:40,391	
Lap 14		0:39,817		0:41,437		0:40,781	

Warm Up Pre-Finale DSKG (K22)

Ziel		Sektion 1		Sektion 2	
Fahrername	Zeit	Fahrername	Zeit	Fahrername	Zeit
1 319 Primm,Simon Connor	0:38,450	325 Karlshøj,Lasse	0:26,218	325 Karlshøj,Lasse	0:12,061
2 325 Karlshøj,Lasse	0:38,473	319 Primm,Simon Connor	0:26,236	336 Sjögren,Tobias	0:12,128
3 320 Müller,Julian	0:38,480	320 Müller,Julian	0:26,293	333 Feller,Silas	0:12,136
4 336 Sjögren,Tobias	0:38,539	308 Voegeding,Paul	0:26,369	324 Jaromin,David	0:12,159
5 308 Voegeding,Paul	0:38,602	313 Tröger,Tim	0:26,372	328 Julius-Bernhart,Jannik	0:12,167
6 313 Tröger,Tim	0:38,648	336 Sjögren,Tobias	0:26,411	361 Lehner,Franz	0:12,177
7 340 Lukaschewsky,Karl	0:38,745	340 Lukaschewsky,Karl	0:26,465	320 Müller,Julian	0:12,187
8 333 Feller,Silas	0:38,772	339 Walter,Luca	0:26,551	363 Witte,Yannik	0:12,196
9 339 Walter,Luca	0:38,883	324 Jaromin,David	0:26,593	319 Primm,Simon Connor	0:12,202
10 358 Langenbacher,Marvin	0:38,884	358 Langenbacher,Marvin	0:26,610	308 Voegeding,Paul	0:12,233
11 361 Lehner,Franz	0:38,892	333 Feller,Silas	0:26,636	340 Lukaschewsky,Karl	0:12,256
12 328 Julius-Bernhart,Jannik	0:38,933	361 Lehner,Franz	0:26,641	313 Tröger,Tim	0:12,265
13 324 Jaromin,David	0:38,977	363 Witte,Yannik	0:26,687	358 Langenbacher,Marvin	0:12,274
14 363 Witte,Yannik	0:39,041	328 Julius-Bernhart,Jannik	0:26,705	360 Rosenkranz,Chris Rene	0:12,330
15 334 Doorn,Coen	0:39,220	334 Doorn,Coen	0:26,820	339 Walter,Luca	0:12,332
16 360 Rosenkranz,Chris Rene	0:39,371	360 Rosenkranz,Chris Rene	0:26,847	334 Doorn,Coen	0:12,383
17 341 Vladic,Lukas	0:40,152	341 Vladic,Lukas	0:26,994	362 Rausch,Markus	0:12,504
18 362 Rausch,Markus	0:40,227	362 Rausch,Markus	0:27,541	341 Vladic,Lukas	0:12,898
19 311 Preibisch,Marius	0:42,628	311 Preibisch,Marius	0:29,129	311 Preibisch,Marius	0:12,995

4th round
16-18/10



DMSB



ADAC KARTRENNEN OSCHERSLEBEN



DKM

DEUTSCHE KART-MEISTERSCHAFT 2020

incl. DDKM

Reg.-No. K-11952/20

Warm Up Pre-Finale DSKG (KZ2)

Die schnellsten Zeiten

Ort	Nr. Fahrername	Zeit	Streckentl.	Ø Speed
Ziel	319 Primm,Simon Connor	0:38,450	1018 m	95,3 km/h
Sektion 1	325 Karlshøj,Lasse	0:26,218	683 m	93,8 km/h
Sektion 2	325 Karlshøj,Lasse	0:12,061	335 m	100,0 km/h

	Snr.319 Primm,Simon Connor DEU Valier Motorsport		Snr.325 Karlshøj,Lasse DNK LE Racing		Snr.320 Müller,Julian DEU Mach1 Motorsport		Snr.336 Sjögren,Tobias SWE Mach1 Motorsport		Snr.308 Voegeding,Paul DEU Mach1 Motorsport		Snr.313 Tröger,Tim DEU Mach1 Motorsport		Snr.340 Lukaszewsky,Karl DEU SRP Racing Team		
	theoretisch mögliche Bestzeit 0:38,438		theoretisch mögliche Bestzeit 0:38,279		theoretisch mögliche Bestzeit 0:38,480		theoretisch mögliche Bestzeit 0:38,539		theoretisch mögliche Bestzeit 0:38,602		theoretisch mögliche Bestzeit 0:38,637		theoretisch mögliche Bestzeit 0:38,721		
best	Ziel	Sektion 1	Sektion 2	Ziel	Sektion 1	Sektion 2	Ziel	Sektion 1	Sektion 2	Ziel	Sektion 1	Sektion 2	Ziel	Sektion 1	Sektion 2
Runde 1	0:37,709	0:26,236	0:12,202	1:04,498	0:46,851	0:17,647	1:00,478	0:42,497	0:17,981	0:56,701	0:41,702	0:14,999	0:56,825	0:41,287	0:15,538
Runde 2	0:48,149	0:33,647	0:14,502	0:52,895	0:36,986	0:15,909	0:52,505	0:37,199	0:15,306	0:48,481	0:34,228	0:14,253	1:00,242	0:34,793	0:25,449
Runde 3	0:42,130	0:28,539	0:13,591	0:45,464	0:31,170	0:14,294	0:47,542	0:33,265	0:14,277	0:44,837	0:31,588	0:13,249	0:44,702	0:31,744	0:12,958
Runde 4	0:40,465	0:27,389	0:13,076	0:43,062	0:29,448	0:13,614	0:41,641	0:28,362	0:13,279	0:41,671	0:28,475	0:13,196	0:39,793	0:27,234	0:12,559
Runde 5	0:39,410	0:26,927	0:12,483	0:45,171	0:31,209	0:13,962	0:41,141	0:28,239	0:12,902	0:42,483	0:29,079	0:13,404	0:44,511	0:27,241	0:17,270
Runde 6	0:39,377	0:26,904	0:12,473	0:44,247	0:30,076	0:14,171	0:41,377	0:28,839	0:12,538	0:40,458	0:28,003	0:12,455	0:39,636	0:27,212	0:12,424
Runde 7	0:38,928	0:26,584	0:12,344	0:40,028	0:27,477	0:12,551	0:40,406	0:27,851	0:12,555	0:39,348	0:26,788	0:12,560	0:38,998	0:26,649	0:12,349
Runde 8	0:38,777	0:26,516	0:12,261	0:38,893	0:26,663	0:12,230	0:39,068	0:26,659	0:12,409	0:39,170	0:26,658	0:12,512	0:38,858	0:26,516	0:12,342
Runde 9	0:38,804	0:26,420	0:12,384	0:39,425	0:26,775	0:12,650	0:46,087	0:32,001	0:14,086	0:39,198	0:26,841	0:12,357	0:38,891	0:26,438	0:12,453
Runde 10	0:38,851	0:26,462	0:12,389	0:38,922	0:26,495	0:12,427	0:38,687	0:26,471	0:12,216	0:38,746	0:26,482	0:12,264	0:38,811	0:26,546	0:12,265
Runde 11	0:38,731	0:26,474	0:12,257	0:38,473	0:26,412	0:12,061	0:38,480	0:26,293	0:12,187	0:38,602	0:26,369	0:12,233	0:40,338	0:26,400	0:13,938
Runde 12	0:38,497	0:26,295	0:12,202	0:39,448	0:26,218	0:13,230	0:38,574	0:26,323	0:12,251	0:40,385	0:27,684	0:12,701	0:38,950	0:26,506	0:12,444
Runde 13	0:38,450	0:26,236	0:12,214	0:39,094	0:26,824	0:12,270	0:38,579	0:26,367	0:12,212	0:38,999	0:26,726	0:12,273	0:38,648	0:26,372	0:12,276
Runde 14	0:38,661	0:26,411	0:12,250							0:26,809					

Reg.-No. K-11952/20

Warm Up Pre-Finale DSKG (KZ2)

Die schnellsten Zeiten			
Ort	Nr. Fahrername	Zeit	Streckentl. ø Speed
Ziel	319 Primm,Simon Connor	0:38,450	1018 m 95,3 km/h
Sektion 1	325 Karlshøj,Lasse	0:26,218	683 m 93,8 km/h
Sektion 2	325 Karlshøj,Lasse	0:12,061	335 m 100,0 km/h

	Snr.333 Feiler,Silas DEU Millennium Racing Team		Snr.339 Walter,Luca DEU Luca Walter		Snr.358 Langenbacher,Marvin DEU Marvin Langenbacher		Snr.361 Lehmer,Franz AUT BIREL ART RACING KSW		Snr.328 Julius-Bernhart,Jannik DEU SRP Racing Team		Snr.324 Jaromin,David DEU AP-Racing		Snr.363 Withe,Yannik DEU SRP Racing Team								
	theoretisch mögliche Bestzeit	Ziel	theoretisch mögliche Bestzeit	Ziel	theoretisch mögliche Bestzeit	Ziel	theoretisch mögliche Bestzeit	Ziel	theoretisch mögliche Bestzeit	Ziel	theoretisch mögliche Bestzeit	Ziel	theoretisch mögliche Bestzeit	Ziel							
best	0:38,772	0:26,636	0:12,136	0:38,883	0:26,551	0:12,332	0:38,884	0:26,610	0:12,274	0:38,892	0:26,641	0:12,177	0:38,933	0:26,705	0:12,167	0:38,977	0:26,593	0:12,159	0:39,041	0:26,687	0:12,196
Runde 1	0:39,647	0:41,417	0:18,230	1:01,379	0:44,115	0:17,264	0:58,111	0:41,096	0:17,015	1:01,160	0:43,670	0:17,490	1:00,123	0:42,143	0:17,980	0:57,960	0:42,070	0:15,890	1:01,688	0:43,769	0:17,919
Runde 2	0:55,254	0:38,088	0:17,166	0:51,311	0:35,931	0:15,380	0:49,813	0:34,478	0:15,335	0:50,921	0:36,179	0:14,742	0:46,580	0:32,524	0:14,056	0:46,580	0:32,524	0:14,056	0:50,688	0:35,872	0:14,816
Runde 3	0:43,517	0:30,034	0:13,483	0:43,175	0:29,844	0:13,331	0:43,553	0:29,758	0:13,795	0:45,056	0:31,146	0:13,910	0:46,584	0:33,123	0:13,461	0:42,819	0:29,014	0:13,805	0:43,876	0:30,704	0:13,092
Runde 4	0:41,354	0:28,291	0:13,063	0:41,867	0:28,955	0:13,512	0:42,053	0:29,238	0:12,815	0:42,635	0:29,210	0:13,425	0:42,430	0:28,442	0:13,988	0:41,097	0:28,220	0:12,877	0:42,100	0:29,311	0:12,789
Runde 5	0:40,493	0:27,588	0:12,905	0:41,588	0:28,604	0:12,984	0:40,691	0:27,728	0:12,963	0:43,569	0:30,128	0:13,441	0:41,991	0:28,795	0:13,196	0:40,347	0:27,556	0:12,791	0:40,483	0:27,736	0:12,747
Runde 6	0:41,610	0:28,965	0:12,645	0:43,606	0:30,712	0:12,894	0:41,283	0:28,611	0:12,672	0:41,031	0:28,306	0:12,725	0:40,976	0:28,503	0:12,473	0:39,999	0:27,182	0:12,817	0:41,339	0:28,618	0:12,721
Runde 7	0:39,697	0:27,251	0:12,446	0:40,035	0:27,457	0:12,578	0:40,160	0:27,695	0:12,465	0:40,184	0:27,245	0:12,939	0:40,346	0:27,937	0:12,409	0:40,815	0:27,860	0:12,955	0:39,911	0:27,623	0:12,288
Runde 8	0:39,190	0:26,816	0:12,374	0:40,713	0:27,230	0:13,483	0:39,306	0:26,944	0:12,362	0:39,510	0:27,083	0:12,427	0:39,640	0:26,966	0:12,674	0:45,714	0:31,892	0:13,822	0:39,968	0:27,127	0:12,841
Runde 9	0:43,161	0:28,671	0:14,490	0:40,705	0:28,164	0:12,541	0:39,361	0:27,013	0:12,348	0:40,028	0:27,549	0:12,479	0:40,200	0:28,033	0:12,167	0:39,472	0:27,150	0:12,322	0:39,128	0:26,932	0:12,196
Runde 10	0:39,195	0:26,922	0:12,273	0:39,611	0:27,123	0:12,488	0:39,972	0:27,053	0:12,919	0:39,124	0:26,804	0:12,320	0:38,933	0:26,705	0:12,228	0:38,979	0:26,820	0:12,159	0:39,041	0:26,694	0:12,347
Runde 11	0:39,234	0:27,085	0:12,149	0:39,284	0:26,868	0:12,416	0:40,529	0:27,310	0:13,219	0:39,600	0:27,137	0:12,463	0:49,982	0:35,238	0:14,744	0:38,977	0:26,738	0:12,239	0:41,255	0:27,421	0:13,834
Runde 12	0:38,772	0:26,636	0:12,136	0:38,992	0:26,558	0:12,434	0:39,551	0:27,231	0:12,320	0:39,483	0:26,641	0:12,842	0:40,219	0:27,701	0:12,518	0:39,097	0:26,593	0:12,504	0:40,185	0:27,402	0:12,783
Runde 13	0:39,476	0:26,790	0:12,686	0:39,171	0:26,799	0:12,372	0:39,301	0:27,027	0:12,274	0:38,892	0:26,715	0:12,177	0:39,228	0:26,888	0:12,340	0:41,101	0:27,357	0:13,744	0:39,427	0:26,687	0:12,740
Runde 14				0:38,883	0:26,551	0:12,332	0:38,884	0:26,610	0:12,274							0:26,700			0:39,817	0:26,755	0:13,062

4th round
16-18/10

DMSB

ADAC KARTRENNEN OSCHERSLEBEN

incl. DSKM

DEUTSCHE KART-MEISTERSCHAFT 2020

Reg.-No. K-11952/20

Warm Up Pre-Finale DSKG (KZ2)

Die schnellsten Zeiten

Ort	Nr. Fahrername	Zeit	Streckentl.	Ø Speed
Ziel	319 Primm,Simon Connor	0:38,450	1018 m	95,3 km/h
Sektion 1	325 Karlshøj,Lasse	0:26,218	683 m	93,8 km/h
Sektion 2	325 Karlshøj,Lasse	0:12,061	335 m	100,0 km/h

	Smr.334 Doorn,Coen NLD A.K. Doorn	Smr.360 Rosenkranz,Chris Rene DEU KSM Official Racing Team	Smr.341 Vlacic,Lukas DEU SRP Racing Team	Smr.362 Rausch,Markus DEU Markus Rausch	Smr.311 Preibisch,Marius DEU Bamberger Karttracing	Ziel	Ziel	Ziel	Ziel
	theoretisch mögliche Bestzeit 0:39,203	theoretisch mögliche Bestzeit 0:39,177	theoretisch mögliche Bestzeit 0:39,892	theoretisch mögliche Bestzeit 0:40,045	theoretisch mögliche Bestzeit 0:42,124	Sektion 1	Sektion 1	Sektion 1	Sektion 1
best	Ziel Sektion 1 0:39,220	Ziel Sektion 1 0:26,847	Ziel Sektion 1 0:40,152	Ziel Sektion 1 0:40,227	Ziel Sektion 1 0:42,628	Sektion 2	Sektion 2	Sektion 2	Sektion 2
Runde 1	0:39,732	0:42,065	0:17,687	0:42,065	0:43,625	0:17,030			
Runde 2	0:50,509	0:33,606	0:16,903	0:56,934	0:51,204	0:14,979			
Runde 3	0:43,793	0:30,014	0:13,779	0:45,465	0:42,628	0:12,995			
Runde 4	0:40,624	0:27,910	0:12,714	0:43,237	0:44,966	0:15,837			
Runde 5	0:40,500	0:27,450	0:13,050	0:41,712	0:51,043	0:13,627			
Runde 6	0:41,306	0:28,224	0:13,082	0:41,712	0:31,089				
Runde 7	0:39,530	0:27,095	0:12,435	0:42,001					
Runde 8	0:39,297	0:26,848	0:12,449	0:41,316					
Runde 9	0:39,730	0:27,154	0:12,576	0:40,807					
Runde 10	0:39,919	0:26,985	0:12,934	0:40,807					
Runde 11	0:39,686	0:27,303	0:12,383	0:40,227					
Runde 12	0:39,220	0:26,820	0:12,400	0:40,346					
Runde 13	0:39,725	0:26,983	0:12,742	0:40,359					
Runde 14				0:40,417					
				0:40,391					
				0:40,781					
				0:27,828					
				0:12,953					



Pre-Finals DSKC (KZ2)

Pre-Final A

Pos.	No.	Driver	Nation	Bewerber / Sponsor	Nation
1	313	Tröger, Tim		Mach1 Motorsport	
2	320	Müller, Julian		Mach1 Motorsport	
3	334	Doorn, Coen		A.K. Doorn	
4	324	Jaromin, David		AP-Racing	
5	336	Sjögren, Tobias		Mach1 Motorsport	
6	358	Langenbacher, Marvin		Marvin Langenbacher	
7	328	Julius-Bernhart, Jannik		SRP Racing Team	
8	311	Preibisch, Marius		Bamberger Karttracing	
9	341	Vladic, Lukas		SRP Racing Team	
10	362	Rausch, Markus		Markus Rausch	

Pre-Final B


Pos.	No.	Driver	Nation	Bewerber / Sponsor	Nation
1	325	Karlshøj, Lasse		LE Racing	
2	319	Primm, Simon Connor		Valier Motorsport	
3	308	Voegeding, Paul		Mach1 Motorsport	
4	339	Walter, Luca		Luca Walter	
5	361	Lehner, Franz		BIREL ART RACING KSW	
6	360	Rosenkranz, Chris Rene		KSM Official Racing Team	
7	333	Feller, Silas		Millennium Racing Team	
8	340	Lukaschewsky, Karl		SRP Racing Team	
9	363	Witte, Yannik		SRP Racing Team	

Rennleitung: Wolfgang Rosteck Racedirektor: Uwe Fuchs

Sportkommissare: Nikolas Spaderna / Wolfgang Fritzensmeier / Ulrich Bell

Techn. Kommissare: H.-J. Dangers / A.Sengpiel / M. Grasshoff / C. Schmidt / D.Pietzko / S.Prodinger

Zeitnahme: KART-DATA timing service Franz Schieszler / Manuela Hintner




5	341	SRP Racing Team VLADIC Lukas Startposition 9
4	328	SRP Racing Team JULIUS-BERNHART Jannik Startposition 7
3	336	Mach1 Motorsport SJÖGREN Tobias Startposition 5
2	334	A.K. Doorn DOORN Coen Startposition 3
1	313	Mach1 Motorsport TRÖGER Tim Startposition 1

5	362	Markus Rausch RAUSCH Markus Startposition 10
4	311	Bamberger Karttracing PREIBISCH Marius Startposition 8
3	358	Marvin Langenbacher LANGENBACHER Marvin Startposition 6
2	324	AP-Racing JAROMIN David Startposition 4
1	320	Mach1 Motorsport MÜLLER Julian Startposition 2




Starting Grid Pre-Final A DSKC (KZ2)

Rennen 10



5	363	SRP Racing Team WITTE Yannik Startposition 9	4	340	SRP Racing Team LUKASCHEWSKY Karl Startposition 8
4	333	Millennium Racing Team FELLER Silas Startposition 7	3	360	KSM Official Racing Team ROSENKRANZ Chris Rene Startposition 6
3	361	BIREL ART RACING KSW LEHNER Franz Startposition 5	2	339	Luca Walter WALTER Luca Startposition 4
2	308	Mach1 Motorsport VOEGEDING Paul Startposition 3	1	319	Valier Motorsport PRIMM Simon Connor Startposition 2
1	325	LE Racing KARLSHØJ Lasse Startposition 1			



Starting Grid Pre-Final B DSKC (KZ2)

Rennen 11

Ranking Qualifying Heats DSKC (K22)

Strecke / track: 1018m

fastest Race Lap from Tim Tröger in Heat 2 / Lap 14 in 0:38,716

Pos	Str. Nr.	Fahrer Driver	Nation	Bewerber / Sponsor	Nation	Lizenz B-Lizenz	Chassis / Motor / Reifen	Punkte Points	Quali POS	Lauf Heat	Pos	Punkte Points	Rn. Lp	Zeit Time	schnellste Runde fastest Lap	in Runde in Lap
1	313	TRÖGER, Tim	DEU	Mach1 Motorsport	DEU	IKC1132554 KBF1005514	Mach 1 / TM Racing / Vega	0	1	1	1	0	15	11:34,554	0:45,701	3
2	325	KARLSHØJ, Lasse	DNK	LE Racing	DNK	40346 39981	Kosmic / TM Racing / Vega	5	2	2	3	3	15	11:36,126	0:45,683	2
3	320	MÜLLER, Julian	DEU	Mach1 Motorsport	DEU	IKC1137671 KBF1005514	Mach 1 / TM Racing / Vega	6	4	2	2	2	15	11:35,050	0:45,653	2
4	319	PRIMM, Simon Connor	DEU	Valier Motorsport	DEU	IKC171081 KBF1063735	KR / TM Racing / Vega	7	3	1	4	4	15	11:36,231	0:45,594	3
5	334	DOORN, Coen	NLD	A.K. Doorn	NLD	40347 42349	Kart Republic / TM Racing / Vega	13	6	1	7	7	15	11:43,359	0:45,954	9
6	308	VOEGEDING, Paul	DEU	Mach1 Motorsport	DEU	IKB1132472 KBF1005514	Mach 1 / TM Racing / Vega	14	12	1	9	9	15	11:45,139	0:46,057	7
7	324	JAROMIN, David	DEU	AP-Racing	DEU	IKC1176826 KBF1205799	Birel Art / TM Racing / Vega	17	10	2	7	7	15	10:21,090	0:38,821	14
8	339	WALTER, Luca	DEU	Luca Walter	DEU	IKC1140650 IKC1140650	Alpha Karting / TM Racing / Vega	22	8	1	5	5	15	11:41,115	0:45,965	3
9	336	SJÖGREN, Tobias	SWE	Mach1 Motorsport	DEU	27620 KBF1005514	Mach 1 / TM Racing / Vega	22	9	2	14	14	15	10:21,200	0:43,090	14
10	361	LEHNER, Franz	AUT	BIREL ART RACING KSW	AUT	JK2150 102	BirelArt / TM Racing / Vega	22	13	1	11	11	15	11:48,015	0:46,096	15
11	358	LANGENBACHER, Marvin	DEU	Marvin Langenbacher	DEU	1152544 1152544	CRG / TM / Vega	22	17	1	14	14	15	11:52,655	0:46,651	4
12	360	ROSENKRANZ, Chris Rene	DEU	KSM Official Racing Team	DEU	IKC1166624 1206274	Tony Kart / TM / Vega	24	7	2	6	6	15	11:42,039	0:45,949	8
13	328	JULIUS-BERNHART, Jannik	DEU	SRP Racing Team	DEU	IKC1163143 KBF1156791	Maranello / TM Racing / Vega	25	14	1	12	12	15	11:49,601	0:46,351	13
14	333	FELLER, Silas	DEU	Millennium Racing Team	DEU	IKC1177256 KBF1095578	Tony Kart / Vortex / Vega	27	18	2	10	10	15	10:32,775	0:39,525	11
15	311	PREIBISCH, Marius	DEU	Bamberger Karttracing	DEU	IKC1181135 KBF1197896	Lenzokart / LKE / Vega	27	19	1	18	18	14	12:13,192	0:47,245	14
16	340	LUKASCHEWSKY, Karl	DEU	SRP Racing Team	DEU	IKC1194842 KBF1156791	Maranello / TM Racing / Vega	28	11	2	13	13	15	11:50,297	0:46,389	7
17	341	VLADIC, Lukas	DEU	SRP Racing Team	DEU	IKC1191160 KBF1156791	Maranello / TM Racing / Vega	28	15	2	15	15	14	10:22,046	0:43,228	9
18	363	WITTE, Yannik	DEU	SRP Racing Team	DEU	IKC1111841 1156791	Maranello / TM / Vega	35	5	1	16	16	15	11:54,282	0:46,408	11
19	362	RAUSCH, Markus	DEU	Markus Rausch	DEU	IKC1057974 1057974	Maranello / TM / Vega	36	16	2	12	12	14	10:13,382	0:39,589	14
										1	19	19	4	3:09,994	0:45,598	3
										2	16	16	8	5:59,732	0:43,630	8
										1	15	15	15	11:54,227	0:46,683	8
										2	-	21	DSQ	-	-	-

Rennleitung: Wolfgang Rosteck Racedirektor: Uwe Fuchs

Sportkommissare: Nikolas Spaderna / Wolfgang Fritzensmeier / Ulrich Bell

Techn. Kommissare: H.-J. Dangers / A.Sengpiel / M. Grasshoff / C. Schmidt / D.Pietzko / S.Prodinger

Zeitnahme: KART-DATA timing service Franz Schieszler / Manuela Hintner

R 7 DSKC (K22) Heat 2

Strecke / track: 1018m

fastest Lap Tim TRÖGER at: 0:38,716

started: 19 classified: 18 not classified: 1 excluded: 1

Pos	St. Nr.	Fahrer Driver	Nation	Bewerber / Sponsor	Nation	Lizenz	Chassis / Motor / Reifen	Points	Penalty	Runden Laps	Gesamtzeit Differenz	Abstand Gap	beste Runde best Lap	in R. in L.	o Geschw. o Speed	
1	313	TRÖGER, Tim	DEU	Mach1 Motorsport	DEU	IKC1132554 KBF1005514	Mach 1 / TM Racing / Vega	0		15	10:02,917		0:38,716	14	91,2 km/h 94,7 km/h	
2	325	KARLSHØJ, Lasse	DNK	LE Racing	DNK	40346 39981	Kosmic / TM Racing / Vega	2		15	10:05,597 0:02,680	0:02,680	0:38,775	10	90,8 km/h 94,5 km/h	
3	319	PRIMM, Simon Connor	DEU	Valier Motorsport	DEU	IKC171081 KBF1063735	KR / TM Racing / Vega	3	5 sec.	15	10:14,059 0:11,142	0:08,462	0:39,161	14	89,5 km/h 93,6 km/h	
4	320	MÜLLER, Julian	DEU	Mach1 Motorsport	DEU	IKC1137671 KBF1005514	Mach 1 / TM Racing / Vega	4		15	10:14,535 0:11,618	0:00,476	0:39,369	6	89,5 km/h 93,1 km/h	
5	308	VOEGEDING, Paul	DEU	Mach1 Motorsport	DEU	IKB1132472 KBF1005514	Mach 1 / TM Racing / Vega	5		15	10:16,206 0:13,289	0:01,671	0:38,864	11	89,2 km/h 94,3 km/h	
6	334	DOORN, Coen	NLD	A.K. Doorn	NLD	40347 42349	Kart Republic / TM Racing / Vega	6		15	10:17,648 0:14,731	0:01,442	0:39,324	13	89 km/h 93,2 km/h	
7	324	JAROMIN, David	DEU	AP-Racing	DEU	IKC1176826 KBF1205799	Birel Art / TM Racing / Vega	7		15	10:21,090 0:18,173	0:03,442	0:38,821	14	88,5 km/h 94,4 km/h	
8	358	LANGENBACHER, Marvin	DEU	Marvin Langenbacher	DEU	1152544 1152544	CRG / TM / Vega	8		15	10:21,130 0:18,213	0:00,040	0:38,824	14	88,5 km/h 94,4 km/h	
9	311	PREIBISCH, Marius	DEU	Bamberger Karttracing	DEU	IKC1181135 KBF1197896	Lenzokart / LKE / Vega	9		15	10:32,222 0:29,305	0:11,092	0:39,606	15	87 km/h 92,5 km/h	
10	333	FELLER, Silas	DEU	Millennium Racing Team	DEU	IKC1177256 KBF1095578	Tony Kart / Vortex / Vega	10	5 sec.	15	10:32,775 0:29,858	0:00,553	0:39,525	11	86,9 km/h 92,7 km/h	
11	361	LEHNER, Franz	AUT	BIREL ART RACING KSW	AUT	JK2150 102	BirelArt / TM Racing / Vega	11		14	10:01,708	1 R	1 R	0:38,763	12	85,3 km/h 94,5 km/h
12	341	VLADIC, Lukas	DEU	SRP Racing Team	DEU	IKC1191160 KBF1156791	Maranello / TM Racing / Vega	12	5 sec.	14	10:13,382 1 R	0:11,674	0:39,589	14	83,6 km/h 92,6 km/h	
13	328	JULIUS-BERNHART, Jannik	DEU	SRP Racing Team	DEU	IKC1163143 KBF1156791	Maranello / TM Racing / Vega	13		14	10:19,187 1 R	0:05,805	0:43,199	14	82,9 km/h 84,8 km/h	
14	336	SJÖGREN, Tobias	SWE	Mach1 Motorsport	DEU	27620 KBF1005514	Mach 1 / TM Racing / Vega	14		14	10:21,200 1 R	0:02,013	0:43,090	14	82,6 km/h 85 km/h	
15	340	LUKASCHEWSKY, Karl	DEU	SRP Racing Team	DEU	IKC1194842 KBF1156791	Maranello / TM Racing / Vega	15		14	10:22,046 1 R	0:00,846	0:43,228	9	82,5 km/h 84,8 km/h	
16	363	WITTE, Yannik	DEU	SRP Racing Team	DEU	IKC1111841 1156791	Maranello / TM / Vega	16		8	5:59,732 7 R	6 R	0:43,630	8	81,5 km/h 84 km/h	
17	339	WALTER, Luca	DEU	Luca Walter	DEU	IKC1140650 IKC1140650	Alpha Karting / TM Racing / Vega	17		2	1:35,962 13 R	6 R	0:42,396	2	76,4 km/h 86,4 km/h	
18	360	ROSENKRANZ, Chris Rene	DEU	KSM Official Racing Team	DEU	IKC1166624 1206274	Tony Kart / TM / Vega	18		0	0:05,149 15 R	2 R				
the following drivers are disqualified																
DSQ	362	RAUSCH, Markus	DEU	Markus Rausch	DEU	IKC1057974 1057974	Maranello / TM / Vega	21		DSQ	disqualified					

StNr. 319,341,333 5 sec penalty Frontfiring

StNr. 362 Disqualifikation from the Heat

Rennleitung: Wolfgang Rosteck Racedirektor: Uwe Fuchs

Sportkommissare: Nikolas Spaderna / Wolfgang Fritzensmeier / Ulrich Bell

Techn. Kommissare: H.-J. Dangers / A.Sengpiel / M. Grasshoff / C. Schmidt / D.Pietzko / S.Prodinger

Zeitnahme: KART-DATA timing service Franz Schieszler / Manuela Hintner

Zeitnahme / timekeeping

control 
 Franz Schieszler

freigegeben: 15:48:31

R 7 DSKC (KZ2) Heat 2

Fahrername Driver	Tröger Tim	Karlsøj Lasse	Primm Simon Connor	Müller Julian	Voegeding Paul	Doorn Coen	Jaromin David	Langenbacher Marvin	Preibisch Marius	Feller Silas	Lehner Franz	Vladic Lukas
schnellste Runde in Runde	0:38,716 Rn. 14	0:38,775 Rn. 10	0:39,161 Rn. 14	0:39,369 Rn. 6	0:38,864 Rn. 11	0:39,324 Rn. 13	0:38,821 Rn. 14	0:38,824 Rn. 14	0:39,606 Rn. 15	0:39,525 Rn. 11	0:38,763 Rn. 12	0:39,589 Rn. 14
Speed	94,7 km/h	94,5 km/h	93,6 km/h	93,1 km/h	94,3 km/h	93,2 km/h	94,4 km/h	94,4 km/h	92,5 km/h	92,7 km/h	94,5 km/h	92,6 km/h
Lap 1	0:43,824	0:44,369	0:45,175	0:45,072	0:47,556	0:44,921	0:47,545	0:47,546	0:47,907	0:47,243	0:47,883	0:51,431
Lap 2	0:40,724	0:40,641	0:42,029	0:42,220	0:42,312	0:42,323	0:42,539	0:42,859	0:43,489	0:43,244	0:42,353	0:43,712
Lap 3	0:39,789	0:39,833	0:40,086	0:40,470	0:42,561	0:44,367	0:43,677	0:43,219	0:42,941	0:42,918	0:55,641	0:44,099
Lap 4	0:39,312	0:41,289	0:39,889	0:39,978	0:43,344	0:41,448	0:42,786	0:43,131	0:43,104	0:43,342	0:41,234	0:42,364
Lap 5	0:40,227	0:39,826	0:39,721	0:39,684	0:40,850	0:40,623	0:40,777	0:42,150	0:43,292	0:42,029	0:40,455	0:42,571
Lap 6	0:39,967	0:39,490	0:39,193	0:39,369	0:40,086	0:41,143	0:41,819	0:40,617	0:41,660	0:41,953	0:46,198	0:41,980
Lap 7	0:40,028	0:39,652	0:41,695	0:39,567	0:39,282	0:39,711	0:39,571	0:39,906	0:41,267	0:40,131	0:40,240	0:41,849
Lap 8	0:39,671	0:39,063	0:39,736	0:39,831	0:39,486	0:39,726	0:40,062	0:39,992	0:41,305	0:40,652	0:40,063	0:43,801
Lap 9	0:38,930	0:38,976	0:39,291	0:41,015	0:39,428	0:39,698	0:39,872	0:39,764	0:40,734	0:40,531	0:41,436	0:44,666
Lap 10	0:38,882	0:38,775	0:39,468	0:39,406	0:38,865	0:39,445	0:39,992	0:39,930	0:39,950	0:39,922	0:42,862	0:42,351
Lap 11	0:39,297	0:39,359	0:39,585	0:39,542	0:38,864	0:39,400	0:39,762	0:39,635	0:41,152	0:39,525	0:39,398	0:42,880
Lap 12	0:41,737	0:42,347	0:39,789	0:40,294	0:39,130	0:40,100	0:39,364	0:39,131	0:40,031	0:39,806	0:38,763	0:41,045
Lap 13	0:38,752	0:39,784	0:40,178	0:40,942	0:39,031	0:39,324	0:39,269	0:38,891	0:39,708	0:39,714	0:39,977	0:40,027
Lap 14	0:38,716	0:38,828	0:39,161	0:40,743	0:40,031	0:39,714	0:38,821	0:38,824	0:39,771	0:39,808	0:39,432	0:39,589
Lap 15	0:38,753	0:39,038	0:39,218	0:41,673	0:39,509	0:40,553	0:39,687	0:39,341	0:39,606	0:40,307		

R 7 DSKC (KZ2) Heat 2

Fahrername Driver	Julius-Bernhart Jannik	Stjögren Tobias	Lukaschewsky Karl	Rausch Markus	Witte Yannik	Walter Luca	Rosenkranz Chris Rene
schnellste Runde in Runde	0:43,199 Rn. 14	0:43,090 Rn. 14	0:43,228 Rn. 9	0:44,170 Rn. 2	0:43,630 Rn. 8	0:42,396 Rn. 2	
Speed	84,8 km/h	85,0 km/h	84,8 km/h	83,0 km/h	84,0 km/h	86,4 km/h	
Lap 1	0:45,542	0:44,758	0:46,025	1:01,985	0:44,725	0:48,102	
Lap 2	0:43,499	0:43,494	0:43,726	0:44,170	0:43,882	0:42,396	
Lap 3	0:43,422	0:44,389	0:43,904	0:44,632	0:44,563		
Lap 4	0:43,902	0:43,728	0:44,278	0:44,302	0:45,043		
Lap 5	0:44,428	0:43,890	0:43,924	0:44,810	0:44,919		
Lap 6	0:43,782	0:43,154	0:43,643	0:45,535	0:44,344		
Lap 7	0:43,411	0:43,858	0:43,717	0:45,555	0:43,835		
Lap 8	0:43,214	0:43,832	0:44,366	0:46,457	0:43,835		
Lap 9	0:43,555	0:44,135	0:43,228	0:45,099	0:43,630		
Lap 10	0:44,299	0:43,745	0:44,033	0:44,490			
Lap 11	0:43,970	0:46,269	0:43,861	0:44,735			
Lap 12	0:43,235	0:43,886	0:43,995	0:44,606			
Lap 13	0:43,968	0:43,733	0:44,289	0:45,543			
Lap 14	0:43,199	0:43,090	0:43,440				
Lap 15							

R 7 DSKG (KZ2) Heat 2

Ziel		Sektion 1		Sektion 2	
Fahrername	Zeit	Fahrername	Zeit	Fahrername	Zeit
1 313 Tröger,Tim	0:38,716	361 Lehner,Franz	0:26,558	358 Langenbacher,Marvin	0:11,989
2 361 Lehner,Franz	0:38,763	325 Karlshøj,Lasse	0:26,571	324 Jaromin,David	0:12,011
3 325 Karlshøj,Lasse	0:38,775	313 Tröger,Tim	0:26,653	361 Lehner,Franz	0:12,026
4 324 Jaromin,David	0:38,821	358 Langenbacher,Marvin	0:26,714	313 Tröger,Tim	0:12,048
5 358 Langenbacher,Marvin	0:38,824	308 Voegeding,Paul	0:26,749	333 Feller,Silas	0:12,074
6 308 Voegeding,Paul	0:38,864	324 Jaromin,David	0:26,810	308 Voegeding,Paul	0:12,094
7 319 Primm,Simon Connor	0:39,161	319 Primm,Simon Connor	0:26,934	319 Primm,Simon Connor	0:12,143
8 334 Doorn,Coen	0:39,324	320 Müller,Julian	0:26,974	334 Doorn,Coen	0:12,148
9 320 Müller,Julian	0:39,369	334 Doorn,Coen	0:27,152	325 Karlshøj,Lasse	0:12,153
10 333 Feller,Silas	0:39,525	311 Preibisch,Marius	0:27,201	341 Vladic,Lukas	0:12,184
11 341 Vladic,Lukas	0:39,589	333 Feller,Silas	0:27,392	320 Müller,Julian	0:12,246
12 311 Preibisch,Marius	0:39,606	341 Vladic,Lukas	0:27,405	311 Preibisch,Marius	0:12,247
13 339 Walter,Luca	0:42,396	339 Walter,Luca	0:29,517	339 Walter,Luca	0:12,879
14 336 Sjögren,Tobias	0:43,090	328 Julius-Bernhart,Jannik	0:29,644	328 Julius-Bernhart,Jannik	0:13,168
15 328 Julius-Bernhart,Jannik	0:43,199	340 Lukaschewsky,Karl	0:29,683	336 Sjögren,Tobias	0:13,286
16 340 Lukaschewsky,Karl	0:43,228	336 Sjögren,Tobias	0:29,804	363 Witte,Yannik	0:13,455
17 363 Witte,Yannik	0:43,630	363 Witte,Yannik	0:30,016	340 Lukaschewsky,Karl	0:13,457
18 362 Rausch,Markus	0:44,170	362 Rausch,Markus	0:30,052	362 Rausch,Markus	0:13,512
19 360 Rosenkranz,Chris Rene	0:50,620	360 Rosenkranz,Chris Rene		360 Rosenkranz,Chris Rene	

Reg.-No. K-11952/20

R 7 DSKC (K2Z) Heat 2

Die schnellsten Zeiten			
Ort	Nr. Fahrername	Zeit	Streckentl. ø Speed
Ziel	313 Träger, Tim	0:38,716	1018 m 94,7 km/h
Sektion 1	361 Lehner, Franz	0:26,558	683 m 92,6 km/h
Sektion 2	358 Langenbacher, Marvin	0:11,989	335 m 100,6 km/h

	Smr.313 Träger, Tim DEU Mach1 Motorsport	Smr.325 Karlshøj, Lasse DNK LE Racing	Smr.319 Primm, Simon Connor DEU Valier Motorsport	Smr.320 Müller, Julian DEU Mach1 Motorsport	Smr.308 Voegeding, Paul DEU Mach1 Motorsport	Smr.334 Doorn, Coen NLD A.K. Doorn	Smr.324 Jaromin, David DEU AP-Racing
	theoretisch mögliche Bestzeit 0:38,701	theoretisch mögliche Bestzeit 0:38,724	theoretisch mögliche Bestzeit 0:39,077	theoretisch mögliche Bestzeit 0:39,220	theoretisch mögliche Bestzeit 0:38,843	theoretisch mögliche Bestzeit 0:39,300	theoretisch mögliche Bestzeit 0:38,821
best	Ziel Sektion 1 Sektion 2	Ziel Sektion 1 Sektion 2	Ziel Sektion 1 Sektion 2	Ziel Sektion 1 Sektion 2	Ziel Sektion 1 Sektion 2	Ziel Sektion 1 Sektion 2	Ziel Sektion 1 Sektion 2
Runde 1	0:43,824 0:30,979 0:12,845	0:44,369 0:31,480 0:12,889	0:45,175 0:32,083 0:13,092	0:45,072 0:31,490 0:13,582	0:47,556 0:32,935 0:14,621	0:44,921 0:31,866 0:13,055	0:47,545 0:33,246 0:14,299
Runde 2	0:40,724 0:28,200 0:12,524	0:40,641 0:28,188 0:12,453	0:42,029 0:29,437 0:12,592	0:42,220 0:29,017 0:13,203	0:42,312 0:29,456 0:12,856	0:42,323 0:29,584 0:12,739	0:42,539 0:29,700 0:12,839
Runde 3	0:39,789 0:27,494 0:12,295	0:39,833 0:27,541 0:12,292	0:40,086 0:27,553 0:12,533	0:40,470 0:28,009 0:12,461	0:42,561 0:29,538 0:13,023	0:44,367 0:31,275 0:13,092	0:43,677 0:30,144 0:13,533
Runde 4	0:39,312 0:27,097 0:12,215	0:41,289 0:28,837 0:12,452	0:39,889 0:27,515 0:12,374	0:39,978 0:27,569 0:12,409	0:43,344 0:29,688 0:13,656	0:41,448 0:28,377 0:13,071	0:42,786 0:29,391 0:13,395
Runde 5	0:40,227 0:27,892 0:12,335	0:39,826 0:27,525 0:12,301	0:39,721 0:27,403 0:12,318	0:39,684 0:27,250 0:12,434	0:40,850 0:28,372 0:12,478	0:40,623 0:28,169 0:12,454	0:40,777 0:28,468 0:12,309
Runde 6	0:39,967 0:27,599 0:12,368	0:39,490 0:27,281 0:12,209	0:39,193 0:26,934 0:12,259	0:39,369 0:26,974 0:12,395	0:40,086 0:27,697 0:12,389	0:41,143 0:28,521 0:12,622	0:41,819 0:29,462 0:12,357
Runde 7	0:40,028 0:27,821 0:12,207	0:39,652 0:27,091 0:12,561	0:41,695 0:28,888 0:12,807	0:39,567 0:27,082 0:12,485	0:39,282 0:27,057 0:12,225	0:39,711 0:27,399 0:12,312	0:39,571 0:27,389 0:12,182
Runde 8	0:39,671 0:27,394 0:12,277	0:39,063 0:26,889 0:12,174	0:39,736 0:27,494 0:12,242	0:39,831 0:27,470 0:12,361	0:39,486 0:27,241 0:12,245	0:39,726 0:27,502 0:12,224	0:40,062 0:27,835 0:12,227
Runde 9	0:38,930 0:26,798 0:12,132	0:38,976 0:26,767 0:12,209	0:39,291 0:26,957 0:12,334	0:41,015 0:28,368 0:12,647	0:39,428 0:27,229 0:12,199	0:39,698 0:27,550 0:12,148	0:39,872 0:27,792 0:12,080
Runde 10	0:38,882 0:26,743 0:12,139	0:38,775 0:26,622 0:12,153	0:39,468 0:27,241 0:12,227	0:39,406 0:27,074 0:12,332	0:38,865 0:26,771 0:12,094	0:39,445 0:27,199 0:12,246	0:39,992 0:27,783 0:12,209
Runde 11	0:39,297 0:26,852 0:12,445	0:39,359 0:26,724 0:12,635	0:39,585 0:27,202 0:12,383	0:39,542 0:27,296 0:12,246	0:38,864 0:26,749 0:12,115	0:39,400 0:27,173 0:12,227	0:39,762 0:27,595 0:12,167
Runde 12	0:41,737 0:29,427 0:12,310	0:42,347 0:29,551 0:12,796	0:39,789 0:27,470 0:12,319	0:40,294 0:27,992 0:12,302	0:39,130 0:26,939 0:12,191	0:40,100 0:27,444 0:12,656	0:39,364 0:27,235 0:12,129
Runde 13	0:38,752 0:26,653 0:12,099	0:39,784 0:27,399 0:12,385	0:40,178 0:27,935 0:12,243	0:40,942 0:28,532 0:12,410	0:39,031 0:26,895 0:12,136	0:39,324 0:27,152 0:12,172	0:39,269 0:27,185 0:12,084
Runde 14	0:38,716 0:26,653 0:12,063	0:38,828 0:26,571 0:12,257	0:39,161 0:27,018 0:12,143	0:40,743 0:28,435 0:12,308	0:40,031 0:27,777 0:12,254	0:39,714 0:27,254 0:12,460	0:38,821 0:26,810 0:12,011
Runde 15	0:38,753 0:26,705 0:12,048	0:39,038 0:26,834 0:12,204	0:39,218 0:27,051 0:12,167	0:41,673 0:29,016 0:12,657	0:39,509 0:27,234 0:12,275	0:40,553 0:28,071 0:12,482	0:39,687 0:27,231 0:12,456

Reg.-No. K-11952/20

R 7 DSKC (K2Z) Heat 2

Die schnellsten Zeiten

Ort	Nr. Fahrername	Zeit	Streckentl.	Ø Speed
Ziel	313 Träger, Tim	0:38,716	1018 m	94,7 km/h
Sektion 1	361 Lehner, Franz	0:26,558	683 m	92,6 km/h
Sektion 2	358 Langenbacher, Marvin	0:11,989	335 m	100,6 km/h

	Smr.358 Langenbacher, Marvin DEU		Smr.333 Feller, Silas DEU		Smr.311 Preibisch, Marius DEU		Smr.361 Lehmer, Franz AUT		Smr.341 Vladoic, Lukas DEU		Smr.328 Julius-Bernhart, Jannik DEU		Smr.336 Sjögren, Tobias SWE					
	Marvin Langenbacher	theoretisch mögliche Bestzeit 0:38,703	Millennium Racing Team	theoretisch mögliche Bestzeit 0:39,466	Bamberger Kart Racing	theoretisch mögliche Bestzeit 0:39,448	BIREL ART RACING KSW	theoretisch mögliche Bestzeit 0:38,584	SRP Racing Team	theoretisch mögliche Bestzeit 0:39,589	SRP Racing Team	theoretisch mögliche Bestzeit 0:42,812	Machi Motorsport	theoretisch mögliche Bestzeit 0:43,090				
best	0:38,824	0:26,714	0:11,989	0:39,525	0:27,392	0:12,074	0:39,606	0:27,201	0:12,247	0:38,763	0:26,558	0:12,026	0:39,589	0:27,405	0:12,184	0:43,090	0:29,804	0:13,286
Runde 1	0:47,546	0:33,438	0:14,108	0:47,243	0:33,306	0:13,937	0:47,907	0:33,865	0:14,042	0:47,883	0:33,730	0:14,153	0:51,431	0:37,848	0:13,583	0:44,758	0:31,280	0:13,478
Runde 2	0:42,859	0:29,680	0:13,179	0:43,244	0:29,857	0:13,387	0:43,489	0:30,181	0:13,308	0:42,553	0:29,664	0:12,689	0:43,712	0:30,037	0:13,675	0:43,494	0:29,997	0:13,497
Runde 3	0:43,219	0:30,354	0:12,865	0:42,918	0:30,089	0:12,829	0:42,941	0:29,938	0:13,003	0:55,641	0:43,130	0:12,511	0:44,099	0:30,332	0:13,767	0:44,389	0:30,612	0:13,777
Runde 4	0:43,131	0:29,766	0:13,365	0:43,342	0:29,995	0:13,347	0:43,104	0:30,099	0:13,005	0:41,234	0:28,637	0:12,597	0:42,364	0:29,492	0:12,872	0:43,728	0:30,018	0:13,710
Runde 5	0:42,150	0:29,232	0:12,918	0:42,029	0:29,368	0:12,661	0:43,292	0:29,987	0:13,305	0:40,455	0:28,087	0:12,368	0:42,571	0:29,194	0:13,377	0:44,428	0:30,212	0:13,678
Runde 6	0:40,617	0:28,221	0:12,396	0:41,953	0:29,321	0:12,632	0:41,660	0:28,768	0:12,892	0:46,198	0:33,129	0:13,069	0:41,980	0:29,135	0:12,845	0:43,154	0:29,863	0:13,291
Runde 7	0:39,906	0:27,595	0:12,311	0:40,131	0:27,771	0:12,360	0:41,267	0:28,734	0:12,533	0:40,240	0:27,870	0:12,370	0:41,849	0:28,966	0:12,883	0:43,411	0:30,042	0:13,369
Runde 8	0:39,992	0:27,657	0:12,335	0:40,652	0:28,388	0:12,264	0:41,305	0:28,679	0:12,626	0:40,063	0:27,764	0:12,299	0:43,801	0:30,962	0:12,839	0:43,214	0:29,803	0:13,411
Runde 9	0:39,764	0:27,536	0:12,228	0:40,531	0:28,116	0:12,415	0:40,734	0:28,336	0:12,398	0:41,436	0:29,185	0:12,251	0:44,666	0:32,072	0:12,594	0:44,135	0:30,489	0:13,646
Runde 10	0:39,930	0:27,593	0:12,337	0:39,922	0:27,691	0:12,231	0:39,950	0:27,562	0:12,388	0:42,862	0:29,872	0:12,990	0:42,351	0:29,080	0:13,271	0:44,299	0:30,963	0:13,336
Runde 11	0:39,635	0:27,469	0:12,166	0:39,525	0:27,396	0:12,129	0:41,152	0:28,223	0:12,929	0:39,398	0:27,315	0:12,083	0:42,880	0:30,091	0:12,789	0:43,970	0:30,657	0:13,313
Runde 12	0:39,131	0:27,010	0:12,121	0:39,806	0:27,660	0:12,146	0:40,031	0:27,685	0:12,346	0:38,763	0:26,737	0:12,026	0:41,045	0:27,558	0:13,487	0:43,235	0:29,644	0:13,591
Runde 13	0:38,891	0:26,902	0:11,989	0:39,714	0:27,392	0:12,322	0:39,708	0:27,461	0:12,247	0:39,977	0:26,558	0:13,419	0:40,027	0:27,773	0:12,254	0:43,968	0:30,552	0:13,416
Runde 14	0:38,824	0:26,714	0:12,110	0:39,808	0:27,734	0:12,074	0:39,771	0:27,405	0:12,366	0:39,432	0:27,398	0:12,034	0:39,589	0:27,405	0:12,184	0:43,199	0:30,031	0:13,168
Runde 15	0:39,341	0:26,908	0:12,433	0:40,307	0:28,074	0:12,233	0:39,606	0:27,201	0:12,405									

R 7 DSKC (KZZ) Heat 2

Die schnellsten Zeiten			
Ort	Nr. Fahrername	Zeit	Streckentl. ø Speed
Ziel	313 Träger, Tim	0:38,716	1018 m 94,7 km/h
Sektion 1	361 Lehner, Franz	0:26,558	683 m 92,6 km/h
Sektion 2	358 Langenbacher, Marvin	0:11,989	335 m 100,6 km/h

	Smr.340 Lukaschewsky, Karl DEU SRP Racing Team		Smr.362 Rausch, Markus DEU Markus Rausch		Smr.363 Witte, Yannik DEU SRP Racing Team		Smr.339 Walter, Luca DEU Luca Walter		Smr.360 Rosenkranz, Chris Rene DEU KSM Official Racing Team	
	theoretisch mögliche Bestzeit	Ziel	theoretisch mögliche Bestzeit	Ziel	theoretisch mögliche Bestzeit	Ziel	theoretisch mögliche Bestzeit	Ziel	theoretisch mögliche Bestzeit	Ziel
best	0:43,228	0:29,683	0:13,457	0:44,170	0:30,052	0:13,512	0:44,725	0:30,016	0:43,455	0:50,620
Runde 1	0:46,025	0:32,299	0:13,726	1:01,985	0:47,935	0:14,050	0:44,725	0:31,270	0:13,455	0:50,620
Runde 2	0:43,726	0:30,055	0:13,671	0:44,170	0:30,052	0:14,118	0:43,882	0:30,016	0:13,866	0:50,620
Runde 3	0:43,904	0:30,333	0:13,571	0:44,632	0:30,982	0:13,650	0:44,563	0:30,412	0:14,151	0:53,984
Runde 4	0:44,278	0:30,657	0:13,621	0:44,302	0:30,349	0:13,953	0:45,043	0:31,297	0:13,746	
Runde 5	0:43,924	0:30,055	0:13,869	0:44,810	0:30,874	0:13,936	0:44,919	0:31,219	0:13,700	
Runde 6	0:43,643	0:29,765	0:13,878	0:45,535	0:30,797	0:14,738	0:44,344	0:30,549	0:13,795	
Runde 7	0:43,717	0:30,022	0:13,695	0:45,555	0:31,801	0:13,754	0:43,835	0:30,209	0:13,626	
Runde 8	0:44,366	0:30,803	0:13,563	0:46,457	0:32,418	0:14,039	0:43,630	0:30,080	0:13,550	
Runde 9	0:43,228	0:29,683	0:13,545	0:45,099	0:31,167	0:13,932	0:43,630	0:30,080	0:13,550	
Runde 10	0:44,033	0:30,063	0:13,970	0:44,490	0:30,978	0:13,512	0:30,768			
Runde 11	0:43,861	0:29,796	0:14,065	0:44,735	0:31,001	0:13,734				
Runde 12	0:43,995	0:30,402	0:13,593	0:44,606	0:30,901	0:13,705				
Runde 13	0:44,289	0:30,798	0:13,491	0:45,543	0:31,040	0:14,503				
Runde 14	0:43,440	0:29,983	0:13,457							
Runde 15										

R 4 DSKC (KZ2) Heat 1

Strecke / track: 1018m
 started: 19 classified: 19 not classified: 0

fastest Lap Simon Connor PRIMM at: 0:45,594

Pos	St. Nr.	Fahrer Driver	Nation	Bewerber / Sponsor	Nation	Lizenz	Chassis / Motor / Reifen	Points	Penalty	Runden Laps	Gesamtzeit Differenz	Abstand Gap	beste Runde best Lap	in R. in L.	o Geschw. Speed
1	313	TRÖGER, Tim	DEU	Mach1 Motorsport	DEU	IKC1132554 KBF1005514	Mach 1 / TM Racing / Vega	0		15	11:34,554		0:45,701	3	79,1 km/h 80,2 km/h
2	320	MÜLLER, Julian	DEU	Mach1 Motorsport	DEU	IKC1137671 KBF1005514	Mach 1 / TM Racing / Vega	2		15	11:35,050 0:00,496	0:00,496	0:45,653	2	79,1 km/h 80,3 km/h
3	325	KARLSHØJ, Lasse	DNK	LE Racing	DNK	40346 39981	Kosmic / TM Racing / Vega	3		15	11:36,126 0:01,572	0:01,076	0:45,683	2	79 km/h 80,2 km/h
4	319	PRIMM, Simon Connor	DEU	Valier Motorsport	DEU	IKC171081 KBF1063735	KR / TM Racing / Vega	4		15	11:36,231 0:01,677	0:00,105	0:45,594	3	79 km/h 80,4 km/h
5	339	WALTER, Luca	DEU	Luca Walter	DEU	IKC1140650 IKC1140650	Alpha Karting / TM Racing / Vega	5		15	11:41,115 0:06,561	0:04,884	0:45,965	3	78,4 km/h 79,7 km/h
6	360	ROSENKRANZ, Chris Rene	DEU	KSM Official Racing Team	DEU	IKC1166624 1206274	Tony Kart / TM / Vega	6		15	11:42,039 0:07,485	0:00,924	0:45,949	8	78,3 km/h 79,8 km/h
7	334	DOORN, Coen	NLD	A.K. Doorn	NLD	40347 42349	Kart Republic / TM Racing / Vega	7	5 sec.	15	11:43,359 0:08,805	0:01,320	0:45,954	9	78,2 km/h 79,7 km/h
8	336	SJÖGREN, Tobias	SWE	Mach1 Motorsport	DEU	27620 KBF1005514	Mach 1 / TM Racing / Vega	8		15	11:44,220 0:09,666	0:00,861	0:45,928	3	78,1 km/h 79,8 km/h
9	308	VOEGEDING, Paul	DEU	Mach1 Motorsport	DEU	IKB1132472 KBF1005514	Mach 1 / TM Racing / Vega	9		15	11:45,139 0:10,585	0:00,919	0:46,057	7	78 km/h 79,5 km/h
10	324	JAROMIN, David	DEU	AP-Racing	DEU	IKC1176826 KBF1205799	Birel Art / TM Racing / Vega	10		15	11:45,345 0:10,791	0:00,206	0:46,115	7	77,9 km/h 79,5 km/h
11	361	LEHNER, Franz	AUT	BIREL ART RACING KSW	AUT	JK2150 102	BirelArt / TM Racing / Vega	11		15	11:48,015 0:13,461	0:02,670	0:46,096	15	77,6 km/h 79,5 km/h
12	328	JULIUS-BERNHART, Jannik	DEU	SRP Racing Team	DEU	IKC1163143 KBF1156791	Maranello / TM Racing / Vega	12		15	11:49,601 0:15,047	0:01,586	0:46,351	13	77,5 km/h 79,1 km/h
13	340	LUKASCHEWSKY, Karl	DEU	SRP Racing Team	DEU	IKC1194842 KBF1156791	Maranello / TM Racing / Vega	13		15	11:50,297 0:15,743	0:00,696	0:46,389	7	77,4 km/h 79 km/h
14	358	LANGENBACHER, Marvin	DEU	Marvin Langenbacher	DEU	1152544 1152544	CRG / TM / Vega	14		15	11:52,655 0:18,101	0:02,358	0:46,651	4	77,1 km/h 78,6 km/h
15	362	RAUSCH, Markus	DEU	Markus Rausch	DEU	IKC1057974 1057974	Maranello / TM / Vega	15		15	11:54,227 0:19,673	0:01,572	0:46,683	8	77 km/h 78,5 km/h
16	341	VLADIC, Lukas	DEU	SRP Racing Team	DEU	IKC1191160 KBF1156791	Maranello / TM Racing / Vega	16		15	11:54,282 0:19,728	0:00,055	0:46,408	11	77 km/h 79 km/h
17	333	FELLER, Silas	DEU	Millennium Racing Team	DEU	IKC1177256 KBF1095578	Tony Kart / Vortex / Vega	17	5 sec.	15	11:57,756 0:23,202	0:03,474	0:46,259	14	76,6 km/h 79,2 km/h
18	311	PREIBISCH, Marius	DEU	Bamberger Karttracing	DEU	IKC1181135 KBF1197896	Lenzokart / LKE / Vega	18	5 sec.	14	12:13,192 1 R	1 R	0:47,245	14	70 km/h 77,6 km/h
19	363	WITTE, Yannik	DEU	SRP Racing Team	DEU	IKC1111841 1156791	Maranello / TM / Vega	19		4	3:09,994 11 R	10 R	0:45,598	3	77,2 km/h 80,4 km/h

SiNr. 333 5 sec penalty Jump Start

SiNr. 334,311 5 sec penalty Frontfairing

Rennleitung: Wolfgang Rosteck Racedirektor: Uwe Fuchs

Sportkommissare: Nikolas Spaderna / Wolfgang Fritzensmeier / Ulrich Bell

Techn. Kommissare: H.-J. Dangers / A.Sengpiel / M. Grasshoff / C. Schmidt / D.Pietzko / S.Prodinger

Zeitnahme: KART-DATA timing service Franz Schieszler / Manuela Hintner

Zeitnahme / timekeeping

control *Schieszler*
 Franz Schieszler

freigegeben: 13:55:29

R 4 DSKG (KZ2) Heat 1

Fahrername Driver	Träger Tim	Müller Julian	Karlshøj Lasse	Primm Simon Connor	Walter Luca	Rosenkranz Chris Rene	Doorn Coen	Sjögren Tobias	Voegeding Paul	Jaromin David	Lehner Franz	Julius-Bernhart Jannik
schnellste Runde in Runde	0:45,701 Rn. 3	0:45,653 Rn. 2	0:45,683 Rn. 2	0:45,594 Rn. 3	0:45,965 Rn. 3	0:45,949 Rn. 8	0:45,954 Rn. 9	0:45,928 Rn. 3	0:46,057 Rn. 7	0:46,115 Rn. 7	0:46,096 Rn. 15	0:46,351 Rn. 13
Speed	80,2 km/h	80,3 km/h	80,2 km/h	80,4 km/h	79,7 km/h	79,8 km/h	79,7 km/h	79,8 km/h	79,6 km/h	79,5 km/h	79,5 km/h	79,1 km/h
Lap 1	0:47,365	0:47,571	0:47,128	0:47,834	0:48,661	0:48,656	0:48,139	0:48,819	0:49,016	0:48,440	0:49,484	0:49,663
Lap 2	0:45,704	0:45,653	0:45,683	0:45,995	0:47,046	0:47,677	0:46,329	0:47,209	0:47,256	0:48,183	0:46,703	0:46,619
Lap 3	0:45,701	0:45,685	0:45,726	0:45,594	0:45,965	0:46,516	0:46,129	0:45,928	0:46,584	0:46,831	0:46,727	0:47,461
Lap 4	0:46,593	0:46,036	0:46,458	0:45,844	0:46,114	0:46,443	0:46,081	0:46,255	0:46,373	0:46,172	0:46,996	0:46,722
Lap 5	0:45,792	0:46,027	0:45,757	0:46,145	0:46,126	0:45,996	0:46,350	0:46,529	0:46,498	0:46,292	0:46,753	0:46,761
Lap 6	0:45,785	0:45,999	0:45,946	0:45,799	0:46,079	0:46,184	0:46,040	0:46,905	0:46,444	0:46,783	0:46,750	0:46,558
Lap 7	0:46,325	0:46,232	0:46,279	0:46,018	0:46,233	0:46,056	0:46,231	0:46,361	0:46,057	0:46,115	0:46,915	0:46,668
Lap 8	0:45,954	0:45,796	0:45,926	0:46,199	0:46,412	0:45,949	0:45,961	0:46,192	0:46,333	0:46,359	0:46,658	0:47,273
Lap 9	0:46,047	0:46,136	0:46,066	0:45,890	0:46,332	0:46,230	0:45,954	0:46,487	0:46,192	0:46,186	0:47,018	0:46,792
Lap 10	0:46,269	0:46,464	0:46,671	0:46,219	0:46,264	0:46,096	0:45,999	0:46,749	0:46,643	0:46,522	0:46,569	0:46,628
Lap 11	0:45,993	0:45,941	0:46,157	0:46,173	0:46,351	0:46,364	0:46,338	0:46,549	0:46,483	0:46,368	0:46,616	0:46,494
Lap 12	0:45,867	0:46,013	0:46,525	0:46,258	0:46,217	0:46,006	0:46,070	0:46,479	0:46,536	0:46,463	0:46,272	0:46,450
Lap 13	0:45,993	0:45,776	0:46,391	0:46,329	0:46,356	0:46,331	0:46,058	0:46,328	0:46,608	0:46,652	0:46,784	0:46,351
Lap 14	0:45,822	0:46,017	0:45,976	0:46,043	0:46,300	0:46,809	0:46,305	0:46,468	0:46,522	0:46,644	0:46,671	0:47,295
Lap 15	0:46,011	0:45,904	0:46,153	0:45,969	0:46,330	0:46,407	0:46,318	0:46,504	0:46,869	0:46,731	0:46,096	0:46,630

R 4 DSKG (KZ2) Heat 1

Fahrername Driver	Lukaschewsky Karl	Langenbacher Marvin	Rausch Markus	Vladic Lukas	Feller Silas	Preibisch Marius	Witte Yannik
schnellste Runde in Runde	0:46,389 Rn. 7	0:46,651 Rn. 4	0:46,683 Rn. 8	0:46,408 Rn. 11	0:46,259 Rn. 14	0:47,245 Rn. 14	0:45,598 Rn. 3
Speed	79,0 km/h	78,6 km/h	78,5 km/h	79,0 km/h	79,2 km/h	77,6 km/h	80,4 km/h
Lap 1	0:49,452	0:50,447	0:50,143	0:50,411	0:50,850	0:50,938	0:48,119
Lap 2	0:47,268	0:46,997	0:46,887	0:47,103	0:46,970	0:48,096	0:45,858
Lap 3	0:46,993	0:47,000	0:46,944	0:46,921	0:47,016	0:47,606	0:45,598
Lap 4	0:46,769	<u>0:46,651</u>	0:47,140	0:49,057	0:47,181	0:47,845	0:46,251
Lap 5	0:46,895	0:47,016	0:47,617	0:46,550	0:47,270	0:47,549	
Lap 6	0:47,426	0:46,997	0:46,739	0:46,716	0:46,931	0:47,500	
Lap 7	<u>0:46,389</u>	0:47,033	0:47,304	0:47,484	0:47,273	0:47,643	
Lap 8	0:46,936	0:46,666	<u>0:46,683</u>	0:46,524	0:46,523	1:40,364	
Lap 9	0:46,538	0:46,784	0:46,975	0:46,936	0:46,582	0:47,558	
Lap 10	0:47,053	0:46,936	0:46,765	0:46,555	0:46,522	0:47,725	
Lap 11	0:47,014	0:46,829	0:46,756	<u>0:46,408</u>	0:46,884	0:47,442	
Lap 12	0:46,469	0:46,906	0:47,064	0:46,831	0:46,883	0:47,689	
Lap 13	0:46,393	0:47,337	0:48,012	0:47,701	0:47,513	0:47,645	
Lap 14	0:46,752	0:46,921	0:46,975	0:47,232	0:46,259	<u>0:47,245</u>	
Lap 15	0:47,245	0:46,885	0:47,115	0:46,793	0:46,751		

R 4 DSKG (KZ2) Heat 1

Ziel		Sektion 1		Sektion 2	
Fahrername	Zeit	Fahrername	Zeit	Fahrername	Zeit
1 319 Primm,Simon Connor	0:45,594	313 Tröger,Tim	0:31,187	325 Karlshøj,Lasse	0:14,214
2 363 Witte,Yannik	0:45,598	363 Witte,Yannik	0:31,278	319 Primm,Simon Connor	0:14,217
3 320 Müller,Julian	0:45,653	320 Müller,Julian	0:31,298	320 Müller,Julian	0:14,256
4 325 Karlshøj,Lasse	0:45,683	325 Karlshøj,Lasse	0:31,360	333 Feller,Silas	0:14,272
5 313 Tröger,Tim	0:45,701	319 Primm,Simon Connor	0:31,374	313 Tröger,Tim	0:14,275
6 336 Sjögren,Tobias	0:45,928	360 Rosenkranz,Chris Rene	0:31,494	339 Walter,Luca	0:14,292
7 360 Rosenkranz,Chris Rene	0:45,949	334 Doorn,Coen	0:31,510	336 Sjögren,Tobias	0:14,301
8 334 Doorn,Coen	0:45,954	308 Voegeding,Paul	0:31,566	334 Doorn,Coen	0:14,304
9 339 Walter,Luca	0:45,965	336 Sjögren,Tobias	0:31,627	363 Witte,Yannik	0:14,315
10 308 Voegeding,Paul	0:46,057	361 Lehner,Franz	0:31,656	360 Rosenkranz,Chris Rene	0:14,316
11 361 Lehner,Franz	0:46,096	339 Walter,Luca	0:31,669	324 Jaromin,David	0:14,333
12 324 Jaromin,David	0:46,115	324 Jaromin,David	0:31,718	361 Lehner,Franz	0:14,356
13 333 Feller,Silas	0:46,259	341 Vladic,Lukas	0:31,800	308 Voegeding,Paul	0:14,365
14 328 Julius-Bernhart,Jannik	0:46,351	328 Julius-Bernhart,Jannik	0:31,864	341 Vladic,Lukas	0:14,379
15 340 Lukaschewsky,Karl	0:46,389	340 Lukaschewsky,Karl	0:31,905	328 Julius-Bernhart,Jannik	0:14,392
16 341 Vladic,Lukas	0:46,408	358 Langenbacher,Marvin	0:31,968	362 Rausch,Markus	0:14,401
17 358 Langenbacher,Marvin	0:46,651	333 Feller,Silas	0:31,987	340 Lukaschewsky,Karl	0:14,413
18 362 Rausch,Markus	0:46,683	362 Rausch,Markus	0:32,191	358 Langenbacher,Marvin	0:14,413
19 311 Preibisch,Marius	0:47,245	311 Preibisch,Marius	0:32,658	311 Preibisch,Marius	0:14,587

Reg.-No. K-11952/20

R 4 DSK (KZ2) Heat 1

Die schnellsten Zeiten			
Ort	Nr. Fahrername	Zeit	Streckentl. ø Speed
Ziel	319 Primm,Simon Connor	0:45,594	1018 m 80,4 km/h
Sektion 1	313 Träger,Tim	0:31,187	683 m 78,8 km/h
Sektion 2	325 Karlshøj,Lasse	0:14,214	335 m 84,8 km/h

	Smr.313 Träger,Tim DEU Mach1 Motorsport		Smr.320 Müller,Julian DEU Mach1 Motorsport		Smr.325 Karlshøj,Lasse DNK LE Racing		Smr.319 Primm,Simon Connor DEU Valier Motorsport		Smr.334 Doorn,Coen NLD A.K. Doorn		Smr.339 Walter,Luca DEU Luca Walter		Smr.360 Rosenkranz,Chris Rene DEU KSM Official Racing Team	
	theoretisch mögliche Bestzeit	Ziel	theoretisch mögliche Bestzeit	Ziel	theoretisch mögliche Bestzeit	Ziel	theoretisch mögliche Bestzeit	Ziel	theoretisch mögliche Bestzeit	Ziel	theoretisch mögliche Bestzeit	Ziel	theoretisch mögliche Bestzeit	Ziel
best	0:45,701	0:31,187	0:45,462	0:31,187	0:45,683	0:31,360	0:45,594	0:31,374	0:45,954	0:31,510	0:45,965	0:31,669	0:45,949	0:31,494
Runde 1	0:47,365	0:33,083	0:45,554	0:33,086	0:47,128	0:32,886	0:47,834	0:33,385	0:48,139	0:33,609	0:48,661	0:33,913	0:48,656	0:33,882
Runde 2	0:45,704	0:31,187	0:45,544	0:31,333	0:45,683	0:31,360	0:45,995	0:31,597	0:46,329	0:31,979	0:47,046	0:32,617	0:47,677	0:32,865
Runde 3	0:45,701	0:31,359	0:45,554	0:31,429	0:45,726	0:31,495	0:45,594	0:31,374	0:46,129	0:31,777	0:45,965	0:31,673	0:46,516	0:32,099
Runde 4	0:46,593	0:31,334	0:45,554	0:31,298	0:46,458	0:31,574	0:45,844	0:31,562	0:46,081	0:31,690	0:46,114	0:31,697	0:46,443	0:32,043
Runde 5	0:45,792	0:31,385	0:45,554	0:31,752	0:45,757	0:31,543	0:46,145	0:31,873	0:46,350	0:31,936	0:46,126	0:31,669	0:45,996	0:31,680
Runde 6	0:45,785	0:31,393	0:45,554	0:31,511	0:45,946	0:31,608	0:45,799	0:31,491	0:46,040	0:31,705	0:46,079	0:31,755	0:46,184	0:31,773
Runde 7	0:46,325	0:31,574	0:45,554	0:31,406	0:46,279	0:31,790	0:46,018	0:31,636	0:46,231	0:31,855	0:46,233	0:31,739	0:46,056	0:31,494
Runde 8	0:45,954	0:31,452	0:45,554	0:31,440	0:45,976	0:31,617	0:46,199	0:31,816	0:46,199	0:31,816	0:46,412	0:31,859	0:45,949	0:31,586
Runde 9	0:46,047	0:31,519	0:45,554	0:31,554	0:46,066	0:31,805	0:45,890	0:31,583	0:45,961	0:31,630	0:46,332	0:31,830	0:46,230	0:31,809
Runde 10	0:46,269	0:31,601	0:45,554	0:31,497	0:46,671	0:31,905	0:46,219	0:31,672	0:45,999	0:31,695	0:46,264	0:31,941	0:46,096	0:31,698
Runde 11	0:45,993	0:31,666	0:45,554	0:31,541	0:46,157	0:31,868	0:46,173	0:31,956	0:46,338	0:31,936	0:46,351	0:31,983	0:46,364	0:31,779
Runde 12	0:45,867	0:31,592	0:45,554	0:31,703	0:46,525	0:32,113	0:46,258	0:31,904	0:46,070	0:31,662	0:46,217	0:31,794	0:46,006	0:31,617
Runde 13	0:45,993	0:31,670	0:45,554	0:31,453	0:46,391	0:31,906	0:46,329	0:31,948	0:46,058	0:31,590	0:46,356	0:31,899	0:46,331	0:31,885
Runde 14	0:45,822	0:31,475	0:45,554	0:31,580	0:45,976	0:31,686	0:46,043	0:31,669	0:46,305	0:31,972	0:46,300	0:31,849	0:46,809	0:31,821
Runde 15	0:46,011	0:31,687	0:45,554	0:31,581	0:46,153	0:31,786	0:45,969	0:31,670	0:46,318	0:31,788	0:46,330	0:31,850	0:46,407	0:31,843

Reg.-No. K-11952/20

R 4 DSK (KZ2) Heat 1

Die schnellsten Zeiten

Ort	Nr. Fahrername	Zeit	Streckentl.	ø Speed
Ziel	319 Primm,Simon Connor	0:45,594	1018 m	80,4 km/h
Sektion 1	313 Tröger,Tim	0:31,187	683 m	78,8 km/h
Sektion 2	325 Karlshøj,Lasse	0:14,214	335 m	84,8 km/h

	Snr.336 Sjögren,Tobias SWE Mach1 Motorsport		Snr.308 Voegeding,Paul DEU Mach1 Motorsport		Snr.324 Jaromin,David DEU AP-Racing		Snr.361 Lehmer,Franz AUT BIREL ART RACING KSW		Snr.328 Julius-Bernhart,Jannik DEU SRP Racing Team		Snr.340 Lukaszewsky,Karl DEU SRP Racing Team		Snr.358 Langenbacher,Marvin DEU Marvin Langenbacher	
	theoretisch mögliche Bestzeit	Ziel	theoretisch mögliche Bestzeit	Ziel	theoretisch mögliche Bestzeit	Ziel	theoretisch mögliche Bestzeit	Ziel	theoretisch mögliche Bestzeit	Ziel	theoretisch mögliche Bestzeit	Ziel	theoretisch mögliche Bestzeit	Ziel
best	0:45,928	0:31,627	0:45,928	0:31,566	0:46,115	0:31,718	0:46,096	0:31,656	0:46,351	0:31,864	0:46,389	0:31,905	0:46,651	0:31,968
Runde 1	0:48,819	0:34,469	0:49,016	0:34,424	0:48,440	0:34,100	0:49,484	0:34,632	0:49,663	0:34,819	0:49,452	0:34,807	0:50,447	0:35,958
Runde 2	0:47,209	0:32,551	0:47,256	0:32,347	0:48,183	0:32,899	0:46,703	0:32,036	0:46,619	0:32,133	0:47,268	0:32,294	0:46,997	0:32,572
Runde 3	0:45,928	0:31,627	0:46,584	0:32,101	0:46,881	0:32,450	0:46,727	0:32,229	0:47,461	0:32,793	0:46,993	0:32,450	0:47,000	0:32,434
Runde 4	0:46,255	0:31,921	0:46,373	0:31,892	0:46,172	0:31,772	0:46,996	0:32,370	0:46,722	0:32,209	0:46,769	0:32,131	0:46,651	0:32,238
Runde 5	0:46,529	0:32,058	0:46,498	0:31,969	0:46,292	0:31,826	0:46,753	0:31,998	0:46,761	0:32,037	0:46,895	0:32,017	0:47,016	0:32,444
Runde 6	0:46,905	0:32,489	0:46,444	0:32,079	0:46,783	0:32,425	0:46,750	0:32,060	0:46,558	0:32,165	0:47,426	0:32,664	0:46,997	0:32,344
Runde 7	0:46,361	0:31,973	0:46,057	0:31,566	0:46,115	0:31,740	0:46,915	0:32,322	0:46,668	0:31,864	0:46,389	0:31,926	0:47,033	0:32,475
Runde 8	0:46,192	0:31,832	0:46,333	0:31,750	0:46,359	0:31,718	0:46,658	0:32,132	0:47,273	0:32,712	0:46,936	0:32,252	0:46,666	0:31,968
Runde 9	0:46,487	0:32,074	0:46,192	0:31,792	0:46,186	0:31,853	0:47,018	0:32,245	0:46,792	0:32,349	0:46,538	0:32,125	0:46,784	0:32,149
Runde 10	0:46,749	0:32,142	0:46,643	0:31,892	0:46,522	0:31,899	0:46,569	0:32,005	0:46,628	0:32,133	0:47,053	0:32,078	0:46,936	0:32,375
Runde 11	0:46,549	0:32,016	0:46,483	0:31,919	0:46,368	0:31,931	0:46,616	0:32,119	0:46,494	0:32,024	0:47,014	0:32,341	0:46,829	0:32,168
Runde 12	0:46,479	0:31,936	0:46,536	0:31,956	0:46,463	0:31,990	0:46,272	0:31,916	0:46,450	0:32,058	0:46,469	0:32,013	0:46,906	0:32,198
Runde 13	0:46,328	0:31,965	0:46,608	0:32,045	0:46,652	0:32,135	0:46,784	0:32,229	0:46,351	0:31,884	0:46,393	0:31,905	0:47,337	0:32,570
Runde 14	0:46,468	0:31,956	0:46,522	0:31,986	0:46,644	0:32,242	0:46,671	0:32,047	0:47,295	0:32,609	0:46,752	0:32,056	0:46,921	0:32,236
Runde 15	0:46,504	0:32,026	0:46,869	0:32,175	0:46,731	0:32,113	0:46,096	0:31,656	0:46,630	0:32,187	0:47,245	0:32,469	0:46,885	0:32,119
														0:14,413
														0:14,645
														0:14,974
														0:14,543
														0:14,638
														0:14,572
														0:14,653
														0:14,558
														0:14,698
														0:14,635
														0:14,561
														0:14,661
														0:14,708
														0:14,767
														0:14,685
														0:14,766

Reg.-No. K-11952/20

R 4 DSKG (KZ2) Heat 1

Die schnellsten Zeiten			
Ort	Nr. Fahrername	Zeit	Streckentl. ø Speed
Ziel	319 Primm, Simon Connor	0:45,594	1018 m 80,4 km/h
Sektion 1	313 Träger, Tim	0:31,187	683 m 78,8 km/h
Sektion 2	325 Karlshof, Lasse	0:14,214	335 m 84,8 km/h

	Snr.362 Rausch, Markus DEU Markus Rausch		Snr.341 Vradic, Lukas DEU SRP Racing Team		Snr.333 Feller, Silas DEU Millennium Racing Team		Snr.311 Preibisch, Marius DEU Bamberger Karttracing		Snr.363 Witte, Yannik DEU SRP Racing Team	
	theoretisch mögliche Bestzeit	Ziel	theoretisch mögliche Bestzeit	Ziel	theoretisch mögliche Bestzeit	Ziel	theoretisch mögliche Bestzeit	Ziel	theoretisch mögliche Bestzeit	Ziel
best	0:46,683	0:32,191	0:46,408	0:31,800	0:46,259	0:31,987	0:47,245	0:32,658	0:45,598	0:31,278
Runde 1	0:50,143	0:35,362	0:50,411	0:35,783	0:50,850	0:35,729	0:50,938	0:35,625	0:48,119	0:33,647
Runde 2	0:46,887	0:32,381	0:47,103	0:32,637	0:46,970	0:32,530	0:48,096	0:33,216	0:45,858	0:31,543
Runde 3	0:46,944	0:32,365	0:46,921	0:32,211	0:47,016	0:32,654	0:47,606	0:32,932	0:45,598	0:31,278
Runde 4	0:47,140	0:32,739	0:49,057	0:34,678	0:47,181	0:32,688	0:47,845	0:33,060	0:46,251	0:31,653
Runde 5	0:47,617	0:32,750	0:46,550	0:31,921	0:47,270	0:32,495	0:47,549	0:32,731	0:46,251	0:31,653
Runde 6	0:46,739	0:32,275	0:46,716	0:32,175	0:46,931	0:32,463	0:47,500	0:32,809	0:46,251	0:31,653
Runde 7	0:47,304	0:32,794	0:47,484	0:32,663	0:47,273	0:32,852	0:47,643	0:33,038	0:46,251	0:31,653
Runde 8	0:46,683	0:32,191	0:46,524	0:32,019	0:46,523	0:32,118	1:40,364	1:25,464	0:46,251	0:31,653
Runde 9	0:46,975	0:32,448	0:46,936	0:32,319	0:46,582	0:32,233	0:47,558	0:32,766	0:46,251	0:31,653
Runde 10	0:46,765	0:32,301	0:46,555	0:32,071	0:46,522	0:32,200	0:47,725	0:32,852	0:46,251	0:31,653
Runde 11	0:46,756	0:32,316	0:46,408	0:31,800	0:46,884	0:32,351	0:47,442	0:32,691	0:46,251	0:31,653
Runde 12	0:47,064	0:32,365	0:46,831	0:32,179	0:46,883	0:32,136	0:47,689	0:32,933	0:46,251	0:31,653
Runde 13	0:48,012	0:32,737	0:47,701	0:32,538	0:47,513	0:32,612	0:47,645	0:32,843	0:46,251	0:31,653
Runde 14	0:46,975	0:32,385	0:47,232	0:32,551	0:46,259	0:31,987	0:47,245	0:32,658	0:46,251	0:31,653
Runde 15	0:47,115	0:32,246	0:46,793	0:32,194	0:46,751	0:32,156	0:47,245	0:32,658	0:46,251	0:31,653

Qualifying practice DSKC (KZ2)

Strecke / track: 1018m

started: 19 classified: 19 not classified: 0

Pos	Stf. Nr.	Fahrer Driver	Nation	Bewerber / Sponsor	Nation	Lizenz R-Lizenz	Chassis / Motor / Reifen	Runden Laps	Differenz	Abstand Gap	beste Runde best Lap	in R. in L.	Geschw. Speed
1	313	TRÖGER, Tim	DEU	Mach1 Motorsport	DEU	IKC1132554 KBF1005514	Mach 1 / TM Racing / Vega	9			0:44,936	8	81,6 km/h
2	325	KARLSHØJ, Lasse	DNK	LE Racing	DNK	40346 39981	Kosmic / TM Racing / Vega	10	0:00,085	0:00,085	0:45,021	5	81,4 km/h
3	319	PRIMM, Simon Connor	DEU	Valier Motorsport	DEU	IKC171081 KBF1063735	KR / TM Racing / Vega	10	0:00,237	0:00,152	0:45,173	8	81,1 km/h
4	320	MÜLLER, Julian	DEU	Mach1 Motorsport	DEU	IKC1137671 KBF1005514	Mach 1 / TM Racing / Vega	10	0:00,302	0:00,065	0:45,238	10	81,0 km/h
5	363	WITTE, Yannik	DEU	SRP Racing Team	DEU	IKC1111841 1156791	Maranello / TM / Vega	9	0:00,323	0:00,021	0:45,259	8	81,0 km/h
6	334	DOORN, Coen	NLD	A.K. Doorn	NLD	40347 42349	Kart Republic / TM Racing / Vega	9	0:00,355	0:00,032	0:45,291	9	80,9 km/h
7	360	ROSENKRANZ, Chris Rene	DEU	KSM Official Racing Team	DEU	IKC1166624 1206274	Tony Kart / TM / Vega	10	0:00,444	0:00,089	0:45,380	7	80,8 km/h
8	339	WALTER, Luca	DEU	Luca Walter	DEU	IKC1140650 IKC1140650	Alpha Karting / TM Racing / Vega	10	0:00,560	0:00,116	0:45,496	8	80,6 km/h
9	336	SJÖGREN, Tobias	SWE	Mach1 Motorsport	DEU	27620 KBF1005514	Mach 1 / TM Racing / Vega	10	0:00,598	0:00,038	0:45,534	4	80,5 km/h
10	324	JAROMIN, David	DEU	AP-Racing	DEU	IKC1176826 KBF1205799	Birel Art / TM Racing / Vega	10	0:00,613	0:00,015	0:45,549	10	80,5 km/h
11	340	LUKASCHEWSKY, Karl	DEU	SRP Racing Team	DEU	IKC1194842 KBF1156791	Maranello / TM Racing / Vega	9	0:00,705	0:00,092	0:45,641	8	80,3 km/h
12	308	VOEGEDING, Paul	DEU	Mach1 Motorsport	DEU	IKB1132472 KBF1005514	Mach 1 / TM Racing / Vega	10	0:00,810	0:00,105	0:45,746	8	80,1 km/h
13	361	LEHNER, Franz	AUT	BIREL ART RACING KSW	AUT	JK2150 102	BirelArt / TM Racing / Vega	10	0:00,909	0:00,099	0:45,845	10	79,9 km/h
14	328	JULIUS-BERNHART, Janni	DEU	SRP Racing Team	DEU	IKC1163143 KBF1156791	Maranello / TM Racing / Vega	10	0:00,916	0:00,007	0:45,852	8	79,9 km/h
15	341	VLADIC, Lukas	DEU	SRP Racing Team	DEU	IKC1191160 KBF1156791	Maranello / TM Racing / Vega	10	0:01,059	0:00,143	0:45,995	9	79,7 km/h
16	362	RAUSCH, Markus	DEU	Markus Rausch	DEU	IKC1057974 1057974	Maranello / TM / Vega	10	0:01,140	0:00,081	0:46,076	5	79,5 km/h
17	358	LANGENBACHER, Marvin	DEU	Marvin Langenbacher	DEU	1152544 1152544	CRG / TM / Vega	8	0:01,292	0:00,152	0:46,228	8	79,3 km/h
18	333	FELLER, Silas	DEU	Millennium Racing Team	DEU	IKC1177256 KBF1095578	Tony Kart / Vortex / Vega	10	0:01,427	0:00,135	0:46,363	9	79,0 km/h
19	311	PREIBISCH, Marius	DEU	Bamberger Karttracing	DEU	IKC1181135 KBF1197896	Lenzokart / LKE / Vega	9	0:01,611	0:00,184	0:46,547	8	78,7 km/h

Rennleitung: Wolfgang Rostek Racedirektor: Uwe Fuchs

Sportkommissare: Nikolas Spaderna / Wolfgang Fritzensmeier / Ulrich Bell


Techn. Kommissare: H.-J. Dangers / A.Sengpiel / M. Grasshoff / C. Schmidt / D.Pietzko / S.Prodinger

Zeitnahme: KART-DATA timing service Franz Schieszler / Manuela Hintner

Zeitnahme / timekeeping

control *Schieszler*
Franz Schieszler

freigegeben: 10:33:19



10	311	Bamberger Karttracing PREIBISCH Marius Startposition 19	9	333	Millennium Racing Team FELLER Silas Startposition 18
9	358	Marvin Langenbacher LANGENBACHER Marvin Startposition 17	8	362	Markus Rausch RAUSCH Markus Startposition 16
8	341	SRP Racing Team VLADIC Lukas Startposition 15	7	328	SRP Racing Team JULIUS-BERNHART Jannik Startposition 14
7	361	BIREL ART RACING KSW LEHNER Franz Startposition 13	6	308	Mach1 Motorsport VOEGEDING Paul Startposition 12
6	340	SRP Racing Team LUKASCHEWSKY Karl Startposition 11	5	324	AP-Racing JAROMIN David Startposition 10
5	336	Mach1 Motorsport SJÖGREN Tobias Startposition 9	4	339	Luca Walter WALTER Luca Startposition 8
4	360	KSM Official Racing Team ROSENKRANZ Chris Rene Startposition 7	3	334	A.K. Doorn DOORN Coen Startposition 6
3	363	SRP Racing Team WITTE Yannik Startposition 5	2	320	Mach1 Motorsport MÜLLER Julian Startposition 4
2	319	Valier Motorsport PRIMM Simon Connor Startposition 3	1	325	LE Racing KARLSHØJ Lasse Startposition 2
1	313	Mach1 Motorsport TRÖGER Tim Startposition 1			



Starting Grid DSKC (KZ2)

Rennen 4 und 7

Qualifying practice DSKC (KZ2)

Fahrername Driver	Tröger Tim	Karlshøj Lasse	Primm Simon Connor	Müller Julian	Witte Yannik	Doorn Coen	Rosenkranz Chris Rene	Walter Luca	Siögren Tobias	Jaromin David	Lukaschewsky Karl	Voegeding Paul
schnellste Runde in Runde	0:44,936 Rn. 8	0:45,021 Rn. 5	0:45,173 Rn. 8	0:45,238 Rn. 10	0:45,259 Rn. 8	0:45,291 Rn. 9	0:45,380 Rn. 7	0:45,496 Rn. 8	0:45,534 Rn. 4	0:45,549 Rn. 10	0:45,641 Rn. 8	0:45,746 Rn. 8
Speed	81,6 km/h	81,4 km/h	81,1 km/h	81,0 km/h	81,0 km/h	80,9 km/h	80,8 km/h	80,6 km/h	80,5 km/h	80,5 km/h	80,3 km/h	80,1 km/h
Lap 1	0:51,733	0:48,963	0:48,692	0:47,896	0:52,697	0:58,060	0:49,413	0:48,123	0:49,616	0:49,994	1:04,199	0:51,145
Lap 2	0:45,961	0:45,940	0:46,931	0:46,369	0:47,679	0:46,589	0:47,309	0:46,179	0:47,332	0:47,592	0:46,855	0:46,670
Lap 3	0:45,994	0:45,261	0:45,936	0:45,615	0:46,402	0:45,903	0:46,033	0:45,897	0:47,852	0:46,435	0:46,007	0:45,954
Lap 4	0:49,874	0:45,063	0:45,655	0:52,175	0:45,777	0:46,012	0:46,233	0:45,811	0:45,534	0:46,118	0:45,738	0:45,866
Lap 5	0:45,163	0:45,021	0:45,667	0:45,467	0:45,710	0:45,691	0:46,112	0:46,131	0:46,041	0:46,375	0:45,828	0:46,073
Lap 6	0:44,987	0:45,099	0:45,333	0:45,655	0:45,989	0:45,980	0:45,697	0:46,736	0:45,850	0:45,882	0:48,667	0:45,989
Lap 7	0:47,363	0:45,282	0:45,234	0:45,823	0:45,804	0:45,522	0:45,380	0:45,919	0:45,642	0:45,556	0:46,553	0:46,043
Lap 8	0:44,936	0:45,116	0:45,173	0:45,564	0:45,259	0:45,465	0:45,799	0:45,496	0:45,623	0:45,765	0:45,641	0:45,746
Lap 9	0:46,488	0:45,300	0:45,256	0:45,632	0:45,538	0:45,291	0:46,079	0:45,685	0:45,853	0:45,912	0:45,731	0:45,784
Lap 10		0:45,456	0:45,509	0:45,238			0:45,580	0:45,496	0:46,275	0:45,549		0:45,790

Qualifying practice DSKC (KZ2)

Fahrername Driver	Lehner Franz	Julius-Bernhart Jannik	Vladic Lukas	Rausch Markus	Langenbacher Marvin	Feller Silas	Preibisch Marius
schnellste Runde in Runde	0:45,845 Rn. 10	0:45,852 Rn. 8	0:45,995 Rn. 9	0:46,076 Rn. 5	0:46,228 Rn. 8	0:46,363 Rn. 9	0:46,547 Rn. 8
Speed	79,9 km/h	79,9 km/h	79,7 km/h	79,5 km/h	79,3 km/h	79,0 km/h	78,7 km/h
Lap 1	0:51,361	0:50,272	0:49,143	0:51,990	0:51,971	0:54,811	0:51,913
Lap 2	0:48,091	0:46,571	0:47,329	0:47,964	0:47,431	0:47,621	0:48,594
Lap 3	0:46,437	0:45,986	0:46,205	0:46,705	0:46,671	0:47,052	0:47,458
Lap 4	0:46,300	0:46,340	0:46,147	0:46,539	0:46,854	0:46,764	0:47,159
Lap 5	0:46,578	0:45,953	0:46,639	0:46,076	0:46,385	0:46,839	0:46,671
Lap 6	0:46,770	0:45,886	0:47,130	0:46,450	0:46,435	0:46,462	0:47,141
Lap 7	0:46,932	0:45,981	0:46,303	0:46,275	0:48,470	0:47,074	0:46,836
Lap 8	0:46,192	0:45,852	0:46,385	0:46,270	0:46,228	0:46,484	0:46,547
Lap 9	0:45,968	0:46,272	0:45,995	0:46,321		0:46,363	1:05,954
Lap 10	0:45,845	0:46,340	0:46,145	0:46,458		0:47,011	

Qualifying practice DSKC (K22)

Ziel		Sektion 1		Sektion 2	
Fahrername	Zeit	Fahrername	Zeit	Fahrername	Zeit
1 313 Tröger, Tim	0:44,936	313 Tröger, Tim	0:30,844	363 Witte, Yannik	0:13,986
2 325 Karlshøj, Lasse	0:45,021	325 Karlshøj, Lasse	0:30,944	325 Karlshøj, Lasse	0:14,006
3 319 Primm, Simon Connor	0:45,173	319 Primm, Simon Connor	0:31,067	319 Primm, Simon Connor	0:14,031
4 320 Müller, Julian	0:45,238	320 Müller, Julian	0:31,073	336 Sjögren, Tobias	0:14,047
5 363 Witte, Yannik	0:45,259	334 Doorn, Coen	0:31,160	313 Tröger, Tim	0:14,053
6 334 Doorn, Coen	0:45,291	339 Walter, Luca	0:31,225	360 Rosenkranz, Chris Rene	0:14,059
7 360 Rosenkranz, Chris Rene	0:45,380	363 Witte, Yannik	0:31,273	324 Jaromin, David	0:14,080
8 339 Walter, Luca	0:45,496	340 Lukaschewsky, Karl	0:31,310	320 Müller, Julian	0:14,120
9 336 Sjögren, Tobias	0:45,534	360 Rosenkranz, Chris Rene	0:31,321	334 Doorn, Coen	0:14,131
10 324 Jaromin, David	0:45,549	336 Sjögren, Tobias	0:31,329	328 Julius-Bernhart, Jannik	0:14,136
11 340 Lukaschewsky, Karl	0:45,641	308 Voegeding, Paul	0:31,332	361 Lehner, Franz	0:14,146
12 308 Voegeding, Paul	0:45,746	324 Jaromin, David	0:31,344	341 Vladic, Lukas	0:14,203
13 361 Lehner, Franz	0:45,845	328 Julius-Bernhart, Jannik	0:31,433	362 Rausch, Markus	0:14,220
14 328 Julius-Bernhart, Jannik	0:45,852	361 Lehner, Franz	0:31,692	339 Walter, Luca	0:14,226
15 341 Vladic, Lukas	0:45,995	362 Rausch, Markus	0:31,730	340 Lukaschewsky, Karl	0:14,270
16 362 Rausch, Markus	0:46,076	341 Vladic, Lukas	0:31,734	333 Feller, Silas	0:14,310
17 358 Langenbacher, Marvin	0:46,228	358 Langenbacher, Marvin	0:31,901	358 Langenbacher, Marvin	0:14,327
18 333 Feller, Silas	0:46,363	333 Feller, Silas	0:31,979	308 Voegeding, Paul	0:14,351
19 311 Preibisch, Marius	0:46,547	311 Preibisch, Marius	0:32,073	311 Preibisch, Marius	0:14,424

4th round
16-18/10

DMSB

ADAC KARTRENNEN OSCHERSLEBEN

incl. DDKM

DEUTSCHE KART-MEISTERSCHAFT 2020

Reg.-No. K-11952/20

Qualifying practice DSKG (KZZ)

Die schnellsten Zeiten

Ort	Nr. Fahrername	Zeit	Streckentl.	Ø Speed
Ziel	313 Träger, Tim	0:44,936	1018 m	81,6 km/h
Sektion 1	313 Träger, Tim	0:30,844	683 m	79,7 km/h
Sektion 2	363 Witte, Yannik	0:13,986	335 m	86,2 km/h

	Smr.313 Träger, Tim DEU Mach1 Motorsport	Smr.325 Karlshøj,Lasse DNK LE Racing	Smr.319 Primm,Simon Connor DEU Valier Motorsport	Smr.320 Müller,Julian DEU Mach1 Motorsport	Smr.363 Witte,Yannik DEU SRP Racing Team	Smr.334 Doorn,Coen NLD A.K. Doorn	Smr.360 Rosenkranz,Chris Rene DEU KSM Official Racing Team
best	theoretisch mögliche Bestzeit 0:44,897 Ziel Sektion 1 Sektion 2 0:44,936 0:30,844 0:14,053	theoretisch mögliche Bestzeit 0:44,950 Ziel Sektion 1 Sektion 2 0:45,021 0:30,944 0:14,006	theoretisch mögliche Bestzeit 0:45,098 Ziel Sektion 1 Sektion 2 0:45,173 0:31,067 0:14,031	theoretisch mögliche Bestzeit 0:45,193 Ziel Sektion 1 Sektion 2 0:45,238 0:31,073 0:14,120	theoretisch mögliche Bestzeit 0:45,259 Ziel Sektion 1 Sektion 2 0:45,259 0:31,273 0:13,986	theoretisch mögliche Bestzeit 0:45,291 Ziel Sektion 1 Sektion 2 0:45,291 0:31,160 0:14,131	theoretisch mögliche Bestzeit 0:45,380 Ziel Sektion 1 Sektion 2 0:45,380 0:31,321 0:14,059
Runde 1	0:51,733 0:37,145 0:14,588	0:48,963 0:34,502 0:14,461	0:48,692 0:34,092 0:14,600	0:47,896 0:33,606 0:14,290	0:52,697 0:37,693 0:15,004	0:58,060 0:42,797 0:15,263	0:49,413 0:35,013 0:14,400
Runde 2	0:45,961 0:31,809 0:14,152	0:45,940 0:31,902 0:14,038	0:46,931 0:32,530 0:14,401	0:46,369 0:32,249 0:14,120	0:47,679 0:33,223 0:14,456	0:46,589 0:32,121 0:14,468	0:47,309 0:33,037 0:14,272
Runde 3	0:45,994 0:31,664 0:14,330	0:45,261 0:31,155 0:14,106	0:45,936 0:31,719 0:14,217	0:45,615 0:31,294 0:14,321	0:46,402 0:32,118 0:14,284	0:45,903 0:31,658 0:14,245	0:46,083 0:31,880 0:14,153
Runde 4	0:49,874 0:35,755 0:14,119	0:45,063 0:31,057 0:14,006	0:45,655 0:31,426 0:14,229	0:52,175 0:37,870 0:14,305	0:45,777 0:31,590 0:14,187	0:46,012 0:31,850 0:14,162	0:46,233 0:31,905 0:14,328
Runde 5	0:45,163 0:31,099 0:14,064	0:45,021 0:30,944 0:14,077	0:45,667 0:31,497 0:14,170	0:45,467 0:31,270 0:14,197	0:45,710 0:31,413 0:14,297	0:45,691 0:31,451 0:14,240	0:46,112 0:32,048 0:14,064
Runde 6	0:44,987 0:30,934 0:14,053	0:45,099 0:31,040 0:14,059	0:45,333 0:31,216 0:14,117	0:45,655 0:31,436 0:14,219	0:45,989 0:31,779 0:14,210	0:45,980 0:31,537 0:14,443	0:45,697 0:31,543 0:14,154
Runde 7	0:47,363 0:31,817 0:15,546	0:45,282 0:31,180 0:14,102	0:45,234 0:31,203 0:14,031	0:45,823 0:31,483 0:14,340	0:45,804 0:31,695 0:14,109	0:45,522 0:31,384 0:14,138	0:45,380 0:31,321 0:14,059
Runde 8	0:44,936 0:30,844 0:14,092	0:45,116 0:31,078 0:14,038	0:45,173 0:31,067 0:14,106	0:45,564 0:31,281 0:14,283	0:45,259 0:31,273 0:13,986	0:45,465 0:31,287 0:14,178	0:45,799 0:31,338 0:14,461
Runde 9	0:46,488 0:31,084 0:15,404	0:45,300 0:31,162 0:14,138	0:45,256 0:31,123 0:14,133	0:45,632 0:31,446 0:14,186	0:45,538 0:31,307 0:14,231	0:45,291 0:31,160 0:14,131	0:46,079 0:31,678 0:14,401
Runde 10	0:31,149	0:45,456 0:31,232 0:14,224	0:45,509 0:31,380 0:14,129	0:45,238 0:31,073 0:14,165			0:45,580 0:31,415 0:14,165

Reg.-No. K-11952/20

Qualifying practice DSKG (KZZ)

Die schnellsten Zeiten

Ort	Nr. Fahrername	Zeit	Streckentl.	Ø Speed
Ziel	313 Träger, Tim	0:44,936	1018 m	81,6 km/h
Sektion 1	313 Träger, Tim	0:30,844	683 m	79,7 km/h
Sektion 2	363 Wirtz, Yannik	0:13,986	335 m	86,2 km/h

	Snr.339 Walter, Luca DEU Luca Walter	Snr.336 Sjögren, Tobias SWE Mach1 Motorsport	Snr.324 Joramin, David DEU AP-Racing	Snr.340 Lukschewsky, Karl DEU SRP Racing Team	Snr.308 Voegeding, Paul DEU Mach1 Motorsport	Snr.361 Lehner, Franz AUT BIREL ART RACING KSW	Snr.328 Julius-Bernhart, Jannik DEU SRP Racing Team
	theoretisch mögliche Bestzeit 0:45,451	theoretisch mögliche Bestzeit 0:45,376	theoretisch mögliche Bestzeit 0:45,424	theoretisch mögliche Bestzeit 0:45,580	theoretisch mögliche Bestzeit 0:45,683	theoretisch mögliche Bestzeit 0:45,838	theoretisch mögliche Bestzeit 0:45,569
best	Ziel 0:45,496 Sektion 1 0:31,225 Sektion 2 0:14,226	Ziel 0:45,534 Sektion 1 0:31,329 Sektion 2 0:14,047	Ziel 0:45,549 Sektion 1 0:31,344 Sektion 2 0:14,080	Ziel 0:45,641 Sektion 1 0:31,310 Sektion 2 0:14,270	Ziel 0:45,746 Sektion 1 0:31,332 Sektion 2 0:14,351	Ziel 0:45,845 Sektion 1 0:31,692 Sektion 2 0:14,146	Ziel 0:45,852 Sektion 1 0:31,433 Sektion 2 0:14,136
Runde 1	0:48,123 0:33,593 0:14,530	0:49,616 0:34,796 0:14,820	0:49,994 0:35,349 0:14,645	1:04,199 0:48,882 0:15,317	0:51,145 0:35,931 0:15,214	0:51,361 0:36,318 0:15,043	0:50,272 0:35,948 0:14,324
Runde 2	0:46,179 0:31,736 0:14,443	0:47,332 0:32,908 0:14,424	0:47,592 0:33,301 0:14,291	0:46,855 0:32,243 0:14,612	0:46,670 0:32,210 0:14,460	0:48,091 0:33,659 0:14,432	0:46,571 0:32,270 0:14,301
Runde 3	0:45,897 0:31,671 0:14,226	0:47,852 0:33,485 0:14,367	0:46,435 0:32,135 0:14,300	0:46,007 0:31,649 0:14,358	0:45,954 0:31,565 0:14,389	0:46,437 0:32,243 0:14,194	0:45,986 0:31,678 0:14,308
Runde 4	0:45,811 0:31,574 0:14,237	0:45,534 0:31,334 0:14,200	0:46,118 0:31,923 0:14,195	0:45,738 0:31,431 0:14,307	0:45,866 0:31,425 0:14,441	0:46,300 0:31,819 0:14,481	0:46,340 0:32,183 0:14,157
Runde 5	0:46,131 0:31,717 0:14,414	0:46,041 0:31,587 0:14,454	0:46,375 0:32,152 0:14,223	0:45,828 0:31,450 0:14,378	0:46,073 0:31,641 0:14,432	0:46,578 0:32,199 0:14,379	0:45,953 0:31,727 0:14,226
Runde 6	0:46,736 0:31,752 0:14,984	0:45,850 0:31,634 0:14,216	0:45,882 0:31,802 0:14,080	0:48,667 0:31,889 0:16,778	0:45,989 0:31,478 0:14,511	0:46,770 0:32,476 0:14,294	0:45,986 0:31,727 0:14,226
Runde 7	0:45,919 0:31,577 0:14,342	0:45,642 0:31,595 0:14,047	0:45,556 0:31,344 0:14,212	0:46,553 0:32,283 0:14,270	0:46,043 0:31,583 0:14,460	0:46,932 0:32,534 0:14,398	0:45,886 0:31,433 0:14,453
Runde 8	0:45,496 0:31,225 0:14,271	0:45,623 0:31,329 0:14,294	0:45,765 0:31,622 0:14,143	0:45,641 0:31,310 0:14,331	0:45,746 0:31,334 0:14,412	0:46,192 0:32,046 0:14,146	0:45,852 0:31,665 0:14,187
Runde 9	0:45,685 0:31,401 0:14,284	0:45,853 0:31,554 0:14,299	0:45,912 0:31,577 0:14,335	0:45,731 0:31,343 0:14,388	0:45,784 0:31,433 0:14,351	0:45,968 0:31,717 0:14,251	0:46,272 0:31,756 0:14,516
Runde 10	0:45,496 0:31,233 0:14,263	0:46,275 0:31,763 0:14,512	0:45,549 0:31,408 0:14,141	0:45,731 0:31,343 0:14,388	0:45,790 0:31,332 0:14,458	0:45,845 0:31,692 0:14,153	0:46,340 0:31,874 0:14,466

Qualifying practice DSKG (KZZ)

Die schnellsten Zeiten

Ort	Nr. Fahrername	Zeit	Streckent.	Ø Speed
Ziel	313 Träger, Tim	0:44,936	1018 m	81,6 km/h
Sektion 1	313 Träger, Tim	0:30,844	683 m	79,7 km/h
Sektion 2	363 Wirtz, Yannik	0:13,986	335 m	86,2 km/h

	Snr.341 Vladic,Lukas DEU SRP Racing Team		Snr.362 Rausch,Markus DEU Markus Rausch		Snr.358 Langenbacher,Marvin DEU Marvin Langenbacher		Snr.333 Feller,Silas DEU Millennium Racing Team		Snr.311 Preibisch,Marius DEU Bamberger Karttracing	
	theoretisch mögliche Bestzeit	Ziel	theoretisch mögliche Bestzeit	Ziel	theoretisch mögliche Bestzeit	Ziel	theoretisch mögliche Bestzeit	Ziel	theoretisch mögliche Bestzeit	Ziel
best	0:45,995	0:31,734	0:45,930	0:31,730	0:46,228	0:31,901	0:46,363	0:31,979	0:46,547	0:32,073
Runde 1	0:49,143	0:34,527	0:51,990	0:36,853	0:51,971	0:37,610	0:54,811	0:39,511	0:51,913	0:36,933
Runde 2	0:47,329	0:32,818	0:47,964	0:32,985	0:47,431	0:32,232	0:47,621	0:32,968	0:48,594	0:33,638
Runde 3	0:46,205	0:31,932	0:46,705	0:32,170	0:46,671	0:32,286	0:47,052	0:32,563	0:47,458	0:32,748
Runde 4	0:46,147	0:31,909	0:46,539	0:32,125	0:46,854	0:32,142	0:46,764	0:32,016	0:47,159	0:32,501
Runde 5	0:46,639	0:32,371	0:46,076	0:31,856	0:46,385	0:31,939	0:46,839	0:32,432	0:46,671	0:32,247
Runde 6	0:47,130	0:32,508	0:46,450	0:32,026	0:46,435	0:31,991	0:46,462	0:32,152	0:47,141	0:32,548
Runde 7	0:46,303	0:31,918	0:46,275	0:31,898	0:48,470	0:31,902	0:47,074	0:32,464	0:46,836	0:32,380
Runde 8	0:46,385	0:32,145	0:46,270	0:31,730	0:46,228	0:31,901	0:46,484	0:32,115	0:46,547	0:32,073
Runde 9	0:45,995	0:31,734	0:46,321	0:31,841	0:46,321	0:31,841	0:46,363	0:31,979	1:05,954	0:51,384
Runde 10	0:46,145	0:31,942	0:46,458	0:32,051	0:46,458	0:32,051	0:47,011	0:32,256	0:46,547	0:32,073

free practice DSKG (KZZ)

Strecke / track: 1018m

started: 19 classified: 19 not classified: 0

Pos	Stf. Nr.	Fahrer Driver	Nation	Bewerber / Sponsor	Nation	Lizenz R-Lizenz	Chassis / Motor / Reifen	Runden Laps	Differenz	Abstand Gap	beste Runde best Lap	in R. in L.	o Geschw. Speed
1	325	KARLSHØJ, Lasse	DNK	LE Racing	DNK	40346 39981	Kosmic / TM Racing / Vega	11			0:44,565	6	82,2 km/h
2	308	VOEGEDING, Paul	DEU	Mach1 Motorsport	DEU	IKB1132472 KBF1005514	Mach 1 / TM Racing / Vega	12	0:00,465	0:00,465	0:45,030	12	81,4 km/h
3	313	TRÖGER, Tim	DEU	Mach1 Motorsport	DEU	IKC1132554 KBF1005514	Mach 1 / TM Racing / Vega	10	0:00,478	0:00,013	0:45,043	10	81,4 km/h
4	320	MÜLLER, Julian	DEU	Mach1 Motorsport	DEU	IKC1137671 KBF1005514	Mach 1 / TM Racing / Vega	10	0:00,572	0:00,094	0:45,137	9	81,2 km/h
5	339	WALTER, Luca	DEU	Luca Walter	DEU	IKC1140650 IKC1140650	Alpha Karting / TM Racing / Vega	11	0:00,628	0:00,056	0:45,193	10	81,1 km/h
6	334	DOORN, Coen	NLD	A.K. Doorn	NLD	40347 42349	Kart Republic / TM Racing / Vega	8	0:00,725	0:00,097	0:45,290	8	80,9 km/h
7	319	PRIMM, Simon Connor	DEU	Valier Motorsport	DEU	IKC1171081 KBF1063735	KR / TM Racing / Vega	11	0:00,859	0:00,134	0:45,424	8	80,7 km/h
8	324	JAROMIN, David	DEU	AP-Racing	DEU	IKC1176826 KBF1205799	Birel Art / TM Racing / Vega	10	0:00,905	0:00,046	0:45,470	9	80,6 km/h
9	360	ROSENKRANZ, Chris Rene	DEU	KSM Official Racing Team	DEU	IKC1166624 1206274	Tony Kart / TM / Vega	12	0:00,912	0:00,007	0:45,477	11	80,6 km/h
10	340	LUKASCHEWSKY, Karl	DEU	SRP Racing Team	DEU	IKC1194842 KBF1156791	Maranello / TM Racing / Vega	11	0:01,028	0:00,116	0:45,593	7	80,4 km/h
11	336	SJÖGREN, Tobias	SWE	Mach1 Motorsport	DEU	27620 KBF1005514	Mach 1 / TM Racing / Vega	11	0:01,199	0:00,171	0:45,764	9	80,1 km/h
12	341	VLADIC, Lukas	DEU	SRP Racing Team	DEU	IKC1191160 KBF1156791	Maranello / TM Racing / Vega	12	0:01,272	0:00,073	0:45,837	11	80,0 km/h
13	328	JULIUS-BERNHART, Janni	DEU	SRP Racing Team	DEU	IKC1163143 KBF1156791	Maranello / TM Racing / Vega	11	0:01,327	0:00,055	0:45,892	8	79,9 km/h
14	333	FELLER, Silas	DEU	Millennium Racing Team	DEU	IKC1177256 KBF1095578	Tony Kart / Vortex / Vega	12	0:01,347	0:00,020	0:45,912	9	79,8 km/h
15	363	WITTE, Yannik	DEU	SRP Racing Team	DEU	IKC1111841 1156791	Maranello / TM / Vega	11	0:01,719	0:00,372	0:46,284	9	79,2 km/h
16	361	LEHNER, Franz	AUT	BIREL ART RACING KSW	AUT	JK2150 102	BirelArt / TM Racing / Vega	11	0:02,036	0:00,317	0:46,601	8	78,6 km/h
17	362	RAUSCH, Markus	DEU	Markus Rausch	DEU	IKC1057974 1057974	Maranello / TM / Vega	12	0:02,127	0:00,091	0:46,692	9	78,5 km/h
18	311	PREIBISCH, Marius	DEU	Bamberger Karttracing	DEU	IKC1181135 KBF1197896	Lenzokart / LKE / Vega	11	0:02,732	0:00,605	0:47,297	11	77,5 km/h
19	358	LANGENBACHER, Marvin	DEU	Marvin Langenbacher	DEU	1152544 1152544	CRG / TM / Vega	0					

Rennleitung: Wolfgang Rostek Racedirektor: Uwe Fuchs

Sportkommissare: Nikolas Spaderna / Wolfgang Fritzensmeier / Ulrich Bell

Techn. Kommissare: H.-J. Dangers / A.Sengpiel / M. Grasshoff / C. Schmidt / D.Pietzko / S.Prodinger

Zeitnahme: KART-DATA timing service Franz Schieszler / Manuela Hintner

free practice DSKC (KZ2)

Fahrername Driver	Karlshøj Lasse	Voegeding Paul	Tröger Tim	Müller Julian	Walter Luca	Doorn Coen	Primm Simon Connor	Jaromin David	Rosenkranz Chris Rene	Lukaschewsky Karl	Sjögren Tobias	Vladic Lukas
schnellste Runde in Runde	0:44,565 Rn. 6	0:45,030 Rn. 12	0:45,043 Rn. 10	0:45,137 Rn. 9	0:45,193 Rn. 10	0:45,290 Rn. 8	0:45,424 Rn. 8	0:45,470 Rn. 9	0:45,477 Rn. 11	0:45,593 Rn. 7	0:45,764 Rn. 9	0:45,837 Rn. 11
Speed	82,2 km/h	81,4 km/h	81,4 km/h	81,2 km/h	81,1 km/h	80,9 km/h	80,7 km/h	80,6 km/h	80,6 km/h	80,4 km/h	80,1 km/h	80,0 km/h
Lap 1	0:47,795	0:50,370	1:01,763	0:50,861	0:49,479	1:12,226	0:57,164	0:51,497	0:56,217	0:55,959	0:59,866	0:56,688
Lap 2	0:45,156	0:46,419	0:46,557	0:46,071	0:46,514	1:06,077	0:53,547	0:46,494	0:48,948	0:48,318	0:49,520	0:47,603
Lap 3	0:45,485	0:45,980	0:45,595	0:46,455	0:46,296	0:51,198	0:48,509	0:47,080	0:46,606	0:47,864	0:47,387	0:47,519
Lap 4	0:45,222	0:46,436	0:45,751	0:49,922	0:46,444	0:46,564	0:48,926	0:51,361	0:47,016	0:47,375	0:49,556	0:47,396
Lap 5	0:44,885	0:45,397	0:46,223	0:45,411	0:45,995	0:45,793	0:49,230	0:45,706	0:46,706	0:46,518	0:48,607	0:46,445
Lap 6	0:44,565	0:45,378	0:45,702	0:45,306	0:45,817	3:01,343	0:46,212	1:50,363	0:46,270	0:46,336	0:46,890	0:46,339
Lap 7	0:44,923	0:45,418	0:46,518	1:54,352	0:45,724	0:46,869	0:45,911	0:46,716	0:45,881	0:45,593	0:46,342	0:46,301
Lap 8	0:44,819	0:45,439	0:45,178	0:45,666	0:45,641	0:45,290	0:45,424	0:46,156	0:46,870	0:45,653	0:46,473	0:46,276
Lap 9	0:44,991	0:45,391	0:45,352	0:45,137	0:45,459		0:45,584	0:45,470	0:45,933	0:45,920	0:45,764	0:46,177
Lap 10	0:44,895	0:45,270	0:45,043	0:47,550	0:45,193		0:45,735	0:46,515	0:45,650	0:46,251	0:45,882	0:46,010
Lap 11	1:49,321	0:48,416			0:45,538		0:45,739		0:45,477	0:46,448	0:46,472	0:45,837
Lap 12		0:45,030							0:45,735			1:07,367

free practice DSKC (KZ2)

Fahrername Driver	Julius-Bernhart Jannik	Feller Silas	Witte Yannik	Lehner Franz	Rausch Markus	Preibisch Marius	Langenbacher Marvin
schnellste Runde in Runde	0:45,892 Rn. 8	0:45,912 Rn. 9	0:46,284 Rn. 9	0:46,601 Rn. 8	0:46,692 Rn. 9	0:47,297 Rn. 11	
Speed	79,9 km/h	79,8 km/h	79,2 km/h	78,6 km/h	78,5 km/h	77,5 km/h	
Lap 1	0:52,889	0:50,725	0:59,608	0:58,154	0:54,797	0:55,551	
Lap 2	0:47,932	0:47,001	0:53,529	0:49,975	0:47,859	0:48,756	
Lap 3	0:47,520	0:46,646	0:51,829	0:48,295	0:47,466	0:48,010	
Lap 4	0:46,484	0:46,493	0:50,155	0:48,297	0:47,074	0:47,715	
Lap 5	0:46,133	0:46,313	0:48,046	0:47,899	0:46,977	0:47,673	
Lap 6	0:46,174	0:46,306	0:46,791	0:47,198	0:47,164	0:47,684	
Lap 7	0:46,282	0:46,004	0:46,692	0:47,033	0:46,714	0:47,933	
Lap 8	<u>0:45,892</u>	0:46,388	0:46,763	<u>0:46,601</u>	0:46,882	0:48,207	
Lap 9	0:45,970	<u>0:45,912</u>	<u>0:46,284</u>	0:46,781	<u>0:46,692</u>	0:47,856	
Lap 10	0:46,008	0:46,311	0:46,300	0:47,071	0:46,931	0:48,118	
Lap 11	0:47,834	0:48,102	0:46,849	0:46,698	0:47,997	<u>0:47,297</u>	
Lap 12		0:46,090			0:55,313		

free practice DSKC (K22)

Ziel		Sektion 1		Sektion 2	
Fahrername	Zeit	Fahrername	Zeit	Fahrername	Zeit
1 325 Karlshøj,Lasse	0:44,565	325 Karlshøj,Lasse	0:30,664	325 Karlshøj,Lasse	0:13,827
2 308 Voegeding,Paul	0:45,030	308 Voegeding,Paul	0:30,895	313 Träger,Tim	0:13,979
3 313 Träger,Tim	0:45,043	320 Müller,Julian	0:30,926	319 Primm,Simon Connor	0:14,010
4 320 Müller,Julian	0:45,137	313 Träger,Tim	0:31,025	324 Jaromin,David	0:14,018
5 339 Walter,Luca	0:45,193	339 Walter,Luca	0:31,030	360 Rosenkranz,Chris Rene	0:14,057
6 334 Doorn,Coen	0:45,290	334 Doorn,Coen	0:31,167	333 Feller,Silas	0:14,112
7 319 Primm,Simon Connor	0:45,424	324 Jaromin,David	0:31,273	334 Doorn,Coen	0:14,123
8 324 Jaromin,David	0:45,470	336 Sjögren,Tobias	0:31,278	328 Julius-Bernhart,Jannik	0:14,123
9 360 Rosenkranz,Chris Rene	0:45,477	340 Lukaschewsky,Karl	0:31,315	320 Müller,Julian	0:14,126
10 340 Lukaschewsky,Karl	0:45,593	319 Primm,Simon Connor	0:31,414	341 Vladic,Lukas	0:14,133
11 336 Sjögren,Tobias	0:45,764	360 Rosenkranz,Chris Rene	0:31,417	308 Voegeding,Paul	0:14,135
12 341 Vladic,Lukas	0:45,837	341 Vladic,Lukas	0:31,573	339 Walter,Luca	0:14,141
13 328 Julius-Bernhart,Jannik	0:45,892	333 Feller,Silas	0:31,675	340 Lukaschewsky,Karl	0:14,141
14 333 Feller,Silas	0:45,912	328 Julius-Bernhart,Jannik	0:31,769	336 Sjögren,Tobias	0:14,243
15 363 Witte,Yannik	0:46,284	363 Witte,Yannik	0:31,828	363 Witte,Yannik	0:14,348
16 361 Lehner,Franz	0:46,601	362 Rausch,Markus	0:32,050	311 Preibisch,Marius	0:14,441
17 362 Rausch,Markus	0:46,692	361 Lehner,Franz	0:32,135	361 Lehner,Franz	0:14,449
18 311 Preibisch,Marius	0:47,297	311 Preibisch,Marius	0:32,718	362 Rausch,Markus	0:14,504
19 358 Langenbacher,Marvin		358 Langenbacher,Marvin		358 Langenbacher,Marvin	




4th round
16-18/10
ADAC KARTRENNEN OSCHERSLEBEN
DEUTSCHE KART-MEISTERSCHAFT 2020 incl. DDKM

Reg.-No. K-11952/20

free practice DSKG (KZ2)

Die schnellsten Zeiten			
Ort	Nr. Fahrername	Zeit	Streckent. ø Speed.
Ziel	325 Karlshøj, Lasse	0:44,565	1018 m 82,2 km/h
Sektion 1	325 Karlshøj, Lasse	0:30,664	683 m 80,2 km/h
Sektion 2	325 Karlshøj, Lasse	0:13,827	335 m 87,2 km/h

	Snr.325 Karlshøj, Lasse DNK LE Racing	Snr.308 Voegeding, Paul DEU Mach1 Motorsport	Snr.313 Tröger, Tim DEU Mach1 Motorsport	Snr.320 Müller, Julian DEU Mach1 Motorsport	Snr.339 Walter, Luca DEU Luca Walter	Snr.334 Doorn, Coen NLD A.K. Doorn	Snr.319 Primm, Simon Connor DEU Valter Motorsport
	theoretisch mögliche Bestzeit 0:44,491	theoretisch mögliche Bestzeit 0:45,030	theoretisch mögliche Bestzeit 0:45,004	theoretisch mögliche Bestzeit 0:45,052	theoretisch mögliche Bestzeit 0:45,171	theoretisch mögliche Bestzeit 0:45,290	theoretisch mögliche Bestzeit 0:45,424
best	Ziel Sektion 1 Sektion 2 0:44,565 0:30,664 0:13,827	Ziel Sektion 1 Sektion 2 0:45,030 0:30,895 0:14,135	Ziel Sektion 1 Sektion 2 0:45,043 0:31,025 0:13,979	Ziel Sektion 1 Sektion 2 0:45,137 0:30,926 0:14,126	Ziel Sektion 1 Sektion 2 0:45,193 0:31,030 0:14,141	Ziel Sektion 1 Sektion 2 0:45,290 0:31,167 0:14,123	Ziel Sektion 1 Sektion 2 0:45,424 0:31,414 0:14,010
Runde 1	0:47,795 0:33,439 0:14,356	0:50,370 0:35,501 0:14,869	1:07,763 0:41,568 0:20,195	0:50,861 0:35,644 0:15,217	0:49,479 0:34,807 0:14,672	1:12,226 0:49,816 0:22,410	0:57,164 0:39,660 0:17,504
Runde 2	0:45,156 0:31,151 0:14,005	0:46,419 0:31,612 0:14,807	0:46,557 0:32,346 0:14,211	0:46,071 0:31,853 0:14,218	0:46,514 0:32,176 0:14,338	1:06,077 0:44,679 0:21,398	0:53,547 0:37,717 0:15,830
Runde 3	0:45,485 0:31,395 0:14,090	0:45,980 0:31,534 0:14,446	0:45,595 0:31,423 0:14,172	0:46,455 0:31,737 0:14,718	0:46,296 0:31,871 0:14,425	0:51,198 0:36,314 0:14,884	0:48,509 0:32,526 0:15,983
Runde 4	0:45,222 0:31,180 0:14,042	0:46,436 0:32,070 0:14,366	0:45,751 0:31,414 0:14,337	0:49,922 0:35,631 0:14,291	0:46,444 0:32,198 0:14,246	0:46,564 0:32,196 0:14,368	0:48,926 0:32,643 0:16,283
Runde 5	0:44,885 0:30,882 0:14,003	0:45,397 0:31,252 0:14,145	0:46,223 0:31,869 0:14,354	0:45,411 0:31,178 0:14,233	0:45,995 0:31,710 0:14,285	0:45,793 0:31,450 0:14,343	0:49,230 0:34,020 0:15,210
Runde 6	0:44,565 0:30,738 0:13,827	0:45,378 0:31,020 0:14,358	0:45,702 0:31,373 0:14,329	0:45,306 0:31,155 0:14,151	0:45,817 0:31,586 0:14,231	3:01,343 0:31,496 2:29,847	0:46,212 0:31,711 0:14,501
Runde 7	0:44,923 0:30,908 0:14,015	0:45,418 0:31,101 0:14,317	0:46,518 0:32,169 0:14,349	1:54,352 0:31,905 1:22,447	0:45,724 0:31,465 0:14,259	0:46,869 0:32,529 0:14,340	0:45,911 0:31,731 0:14,180
Runde 8	0:44,819 0:30,664 0:14,155	0:45,439 0:31,167 0:14,272	0:45,178 0:31,199 0:13,979	0:45,666 0:31,442 0:14,224	0:45,641 0:31,342 0:14,299	0:45,290 0:31,167 0:14,123	0:45,424 0:31,414 0:14,010
Runde 9	0:44,991 0:30,869 0:14,122	0:45,391 0:31,168 0:14,223	0:45,352 0:31,323 0:14,029	0:45,137 0:30,926 0:14,211	0:45,459 0:31,318 0:14,141		0:45,584 0:31,430 0:14,154
Runde 10	0:44,895 0:30,919 0:13,976	0:45,270 0:31,052 0:14,218	0:45,043 0:31,025 0:14,018	0:47,550 0:33,424 0:14,126	0:45,193 0:31,030 0:14,163		0:45,735 0:31,581 0:14,154
Runde 11	1:49,321 1:35,123 0:14,198	0:48,416 0:31,528 0:16,888	0:32,212		0:45,538 0:31,297 0:14,241		0:45,739 0:31,522 0:14,217
Runde 12		0:45,030 0:30,895 0:14,135			0:31,873		

Reg.-No. K-11952/20

free practice DSKG (K22)

Die schnellsten Zeiten

Ort	Nr. Fahrername	Zeit	Streckent.	Ø Speed
Ziel	325 Karlshøj, Lasse	0:44,565	1018 m	82,2 km/h
Sektion 1	325 Karlshøj, Lasse	0:30,664	683 m	80,2 km/h
Sektion 2	325 Karlshøj, Lasse	0:13,827	335 m	87,2 km/h

	Snr.324 Jaromin,David DEU AP-Racing		Snr.360 Rosenkranz,Chris Rene DEU KSM Official Racing Team		Snr.340 Lukashewsky,Karl DEU SRP Racing Team		Snr.336 Sjögren,Tobias SWE Mach1 Motorsport		Snr.341 Vliadic,Lukas DEU SRP Racing Team		Snr.328 Julius-Bernhart,Jannik DEU SRP Racing Team		Snr.333 Feller,Silas DEU Millennium Racing Team	
	theoretisch mögliche Bestzeit	Ziel	theoretisch mögliche Bestzeit	Ziel	theoretisch mögliche Bestzeit	Ziel	theoretisch mögliche Bestzeit	Ziel	theoretisch mögliche Bestzeit	Ziel	theoretisch mögliche Bestzeit	Ziel	theoretisch mögliche Bestzeit	Ziel
best	0:45,470	0:31,273	0:45,477	0:31,417	0:45,593	0:31,315	0:45,764	0:31,278	0:45,837	0:31,573	0:45,892	0:31,769	0:45,912	0:31,675
Runde 1	0:51,497	0:36,833	0:56,217	0:39,304	0:55,959	0:40,484	0:59,866	0:43,397	0:56,688	0:41,687	0:52,889	0:37,922	0:50,725	0:35,848
Runde 2	0:46,494	0:32,191	0:48,948	0:33,884	0:48,318	0:33,149	0:49,520	0:34,022	0:47,603	0:32,911	0:47,932	0:33,278	0:47,001	0:32,423
Runde 3	0:47,080	0:32,180	0:46,606	0:31,917	0:47,864	0:33,377	0:47,387	0:32,547	0:47,519	0:32,862	0:47,520	0:32,725	0:46,646	0:32,110
Runde 4	0:51,361	0:33,873	0:47,016	0:32,614	0:47,375	0:32,722	0:49,556	0:34,739	0:47,396	0:32,745	0:46,484	0:32,152	0:46,493	0:31,951
Runde 5	0:45,706	0:31,688	0:46,706	0:32,373	0:46,518	0:32,090	0:48,607	0:33,506	0:46,445	0:31,815	0:46,133	0:31,899	0:46,313	0:31,865
Runde 6	1:50,363	0:31,398	0:46,270	0:31,958	0:46,336	0:31,660	0:46,890	0:32,078	0:46,339	0:31,884	0:46,174	0:31,824	0:46,306	0:31,864
Runde 7	0:46,716	0:32,474	0:45,831	0:31,728	0:45,593	0:31,315	0:46,342	0:31,736	0:46,301	0:31,967	0:46,282	0:31,966	0:46,004	0:31,675
Runde 8	0:46,156	0:31,954	0:46,870	0:31,943	0:45,653	0:31,512	0:46,473	0:32,151	0:46,276	0:31,935	0:46,276	0:31,769	0:46,388	0:32,028
Runde 9	0:45,470	0:31,273	0:45,933	0:31,767	0:45,970	0:31,523	0:45,764	0:31,278	0:46,177	0:31,789	0:45,970	0:31,842	0:45,912	0:31,800
Runde 10	0:46,515	0:32,324	0:45,650	0:31,593	0:46,251	0:31,678	0:45,882	0:31,639	0:46,010	0:31,877	0:46,008	0:31,811	0:46,311	0:31,944
Runde 11			0:45,477	0:31,417	0:46,448	0:31,934	0:46,472	0:32,005	0:45,837	0:31,573	0:47,834	0:33,475	0:48,102	0:33,369
Runde 12			0:45,735	0:31,597	0:45,735	0:31,623			1:07,367	0:34,633	0:34,329	0:34,329	0:46,090	0:31,852

Reg.-No. K-11952/20

free practice DSKG (K22)

Die schnellsten Zeiten			
Ort	Nr. Fahrername	Zeit	Streckentl. ø Speed
Ziel	325 Karlshøj, Lasse	0:44,565	1018 m 82,2 km/h
Sektion 1	325 Karlshøj, Lasse	0:30,664	683 m 80,2 km/h
Sektion 2	325 Karlshøj, Lasse	0:13,827	335 m 87,2 km/h

	Snr.363 Witte,Yannik DEU SRP Racing Team	Snr.361 Lehner,Franz AUT BIREL ART RACING KSW	Snr.362 Rausch,Markus DEU Markus Rausch	Snr.311 Preibisch,Marius DEU Bamberger Karttracing	Snr.358 Langenbacher,Marvin DEU Marvin Langenbacher
	theoretisch mögliche Bestzeit 0:46,176	theoretisch mögliche Bestzeit 0:46,584	theoretisch mögliche Bestzeit 0:46,554	theoretisch mögliche Bestzeit 0:47,159	theoretisch mögliche Bestzeit 0:00,000
Ziel	Sektion 1 Sektion 2	Sektion 1 Sektion 2	Sektion 1 Sektion 2	Sektion 1 Sektion 2	Sektion 1 Sektion 2
best	0:46,284 0:31,828 0:14,348	0:46,601 0:32,135 0:14,449	0:46,692 0:32,050 0:14,504	0:47,297 0:32,718 0:14,441	Ziel Sektion 1 Sektion 2
Runde 1	0:59,608 0:43,681 0:15,927	0:58,154 0:41,893 0:16,261	0:54,797 0:39,176 0:15,621	0:55,551 0:39,833 0:15,718	
Runde 2	0:53,529 0:37,772 0:15,757	0:49,975 0:34,508 0:15,467	0:47,859 0:33,171 0:14,688	0:48,756 0:33,807 0:14,949	
Runde 3	0:51,829 0:35,041 0:16,788	0:48,295 0:33,173 0:15,122	0:47,466 0:32,832 0:14,634	0:48,010 0:33,122 0:14,888	
Runde 4	0:50,155 0:34,510 0:15,645	0:48,297 0:33,381 0:14,916	0:47,074 0:32,539 0:14,535	0:47,715 0:32,967 0:14,748	
Runde 5	0:48,046 0:32,978 0:15,068	0:47,899 0:33,385 0:14,514	0:46,977 0:32,458 0:14,519	0:47,673 0:33,147 0:14,526	
Runde 6	0:46,791 0:32,373 0:14,418	0:47,198 0:32,409 0:14,789	0:47,164 0:32,578 0:14,586	0:47,684 0:32,725 0:14,959	
Runde 7	0:46,692 0:32,293 0:14,399	0:47,033 0:32,367 0:14,666	0:46,714 0:32,209 0:14,505	0:47,933 0:33,247 0:14,686	
Runde 8	0:46,763 0:32,237 0:14,526	0:46,601 0:32,135 0:14,466	0:46,882 0:32,219 0:14,663	0:48,207 0:33,187 0:15,020	
Runde 9	0:46,284 0:31,828 0:14,456	0:46,781 0:32,199 0:14,582	0:46,692 0:32,050 0:14,642	0:47,856 0:32,718 0:15,138	
Runde 10	0:46,300 0:31,952 0:14,348	0:47,071 0:32,363 0:14,708	0:46,931 0:32,427 0:14,504	0:48,118 0:33,589 0:14,529	
Runde 11	0:46,849 0:32,284 0:14,565	0:46,698 0:32,249 0:14,449	0:47,997 0:32,949 0:15,048	0:47,297 0:32,856 0:14,441	
Runde 12			0:55,313 0:32,649 0:22,664		